



US00D716510S

(12) **United States Design Patent**
Gilbert, Jr.

(10) **Patent No.:** **US D716,510 S**
(45) **Date of Patent:** **** Oct. 28, 2014**

(54) **CLEANING ELEMENT FOR A ROBOTIC VACUUM**

(71) Applicant: **iRobot Corporation**, Bedford, MA (US)

(72) Inventor: **Duane L. Gilbert, Jr.**, Goffstown, NH (US)

(73) Assignee: **iRobot Corporation**, Bedford, MA (US)

(**) Term: **14 Years**

(21) Appl. No.: **29/477,111**

(22) Filed: **Dec. 19, 2013**

Related U.S. Application Data

(62) Division of application No. 29/419,602, filed on Apr. 30, 2012, now Pat. No. Des. 699,010.

(51) **LOC (10) Cl.** **15-05**

(52) **U.S. Cl.**
USPC **D32/31**

(58) **Field of Classification Search**
USPC D32/31-34, 21, 23-24; 15/415.1, 15/416-422.1, 414, 322, 353, 400, 366, 15/383, 179, 182, 41.1, 320, 403, DIG. 5, 15/DIG. 6, 246.2, 183, 392

See application file for complete search history.

(56) **References Cited**

U.S. PATENT DOCUMENTS

D125,786	S	*	3/1941	Schaad	D32/31
D222,702	S	*	12/1971	Schaefer et al.	D32/31
4,307,479	A	*	12/1981	Mertes et al.	15/182
4,777,691	A	*	10/1988	Richmond et al.	15/182
5,251,355	A	*	10/1993	Drumm	15/182
5,452,490	A	*	9/1995	Brundula et al.	15/182
5,495,634	A	*	3/1996	Brundula et al.	15/182
6,108,853	A	*	8/2000	Dittus	15/179

D431,698	S	*	10/2000	Hoshide et al.	D32/31
D471,332	S	*	3/2003	Haegermarck et al.	D32/31
6,530,106	B1	*	3/2003	Brundula	15/182
6,539,575	B1	*	4/2003	Cohen	15/179
6,564,417	B2	*	5/2003	Porat	15/179
6,574,823	B1	*	6/2003	Stegens	15/182
D478,698	S	*	8/2003	Mertes et al.	D32/31
D518,258	S	*	3/2006	Hamm et al.	D32/31
D647,265	S	*	10/2011	Follows et al.	D32/31

(Continued)

FOREIGN PATENT DOCUMENTS

JP	D1313090	10/2007
JP	D1339877	9/2008

OTHER PUBLICATIONS

Taiwanese Search Report for Application No. 102300113 dated Jan. 23, 2014 with its English translation thereof.

Primary Examiner — Ruth McInroy

(74) *Attorney, Agent, or Firm* — Honihman Miller Schwartz and Cohn LLP

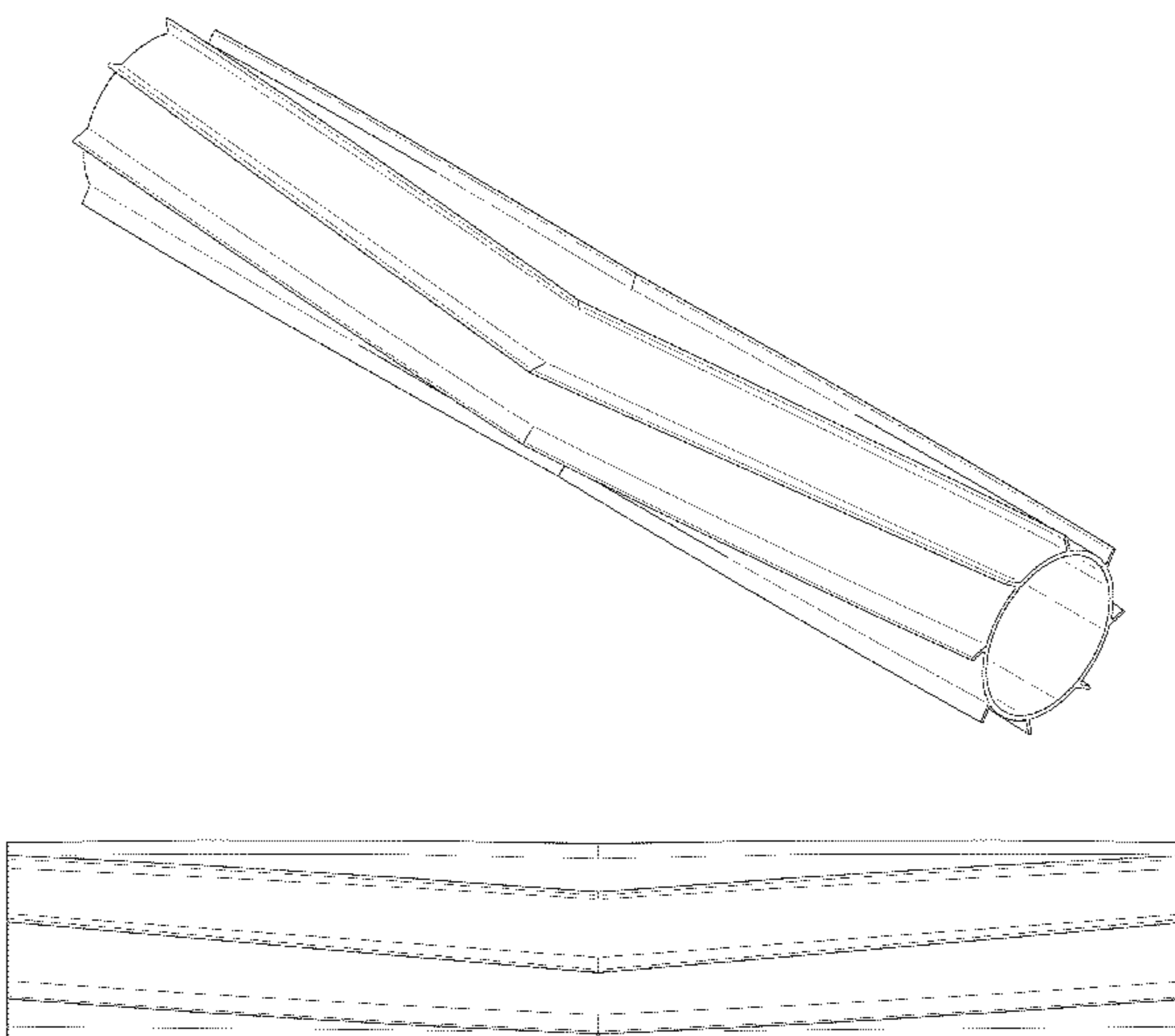
(57) **CLAIM**

The ornamental design for a cleaning element for a robotic vacuum, as shown and described.

DESCRIPTION

FIG. 1 is a front perspective view of a cleaning element for a robotic vacuum, showing our new design;
FIG. 2 is a front view thereof;
FIG. 3 is a rear view thereof;
FIG. 4 is an enlarged side view thereof;
FIG. 5 is an enlarged side view of the opposite side of FIG. 4;
FIG. 6 is a top view thereof; and,
FIG. 7 is a bottom view thereof.
The broken (dashed) lines in the drawing views form no part of the claimed design.

1 Claim, 4 Drawing Sheets



(56)

References Cited

U.S. PATENT DOCUMENTS

8,387,193	B2 *	3/2013	Ziegler et al.	15/50.1	2006/0053584	A1 *	3/2006	Dever	15/383
D680,287	S *	4/2013	Morgan et al.	D32/31	2006/0236500	A1 *	10/2006	Oh et al.	15/366
D680,289	S *	4/2013	Gray et al.	D32/31	2008/0244852	A1 *	10/2008	Alton	15/179
D681,291	S *	4/2013	Morgan et al.	D32/31	2008/0307597	A1 *	12/2008	Davidshofer et al.	15/182
D699,010	S *	2/2014	Gilbert, Jr.	D32/31	2011/0162160	A1 *	7/2011	Whittaker	15/236.1
					2012/0079670	A1 *	4/2012	Yoon et al.	15/319
					2012/0090126	A1 *	4/2012	Kim et al.	15/319
					2013/0205520	A1 *	8/2013	Kapoor et al.	15/52.1

* cited by examiner

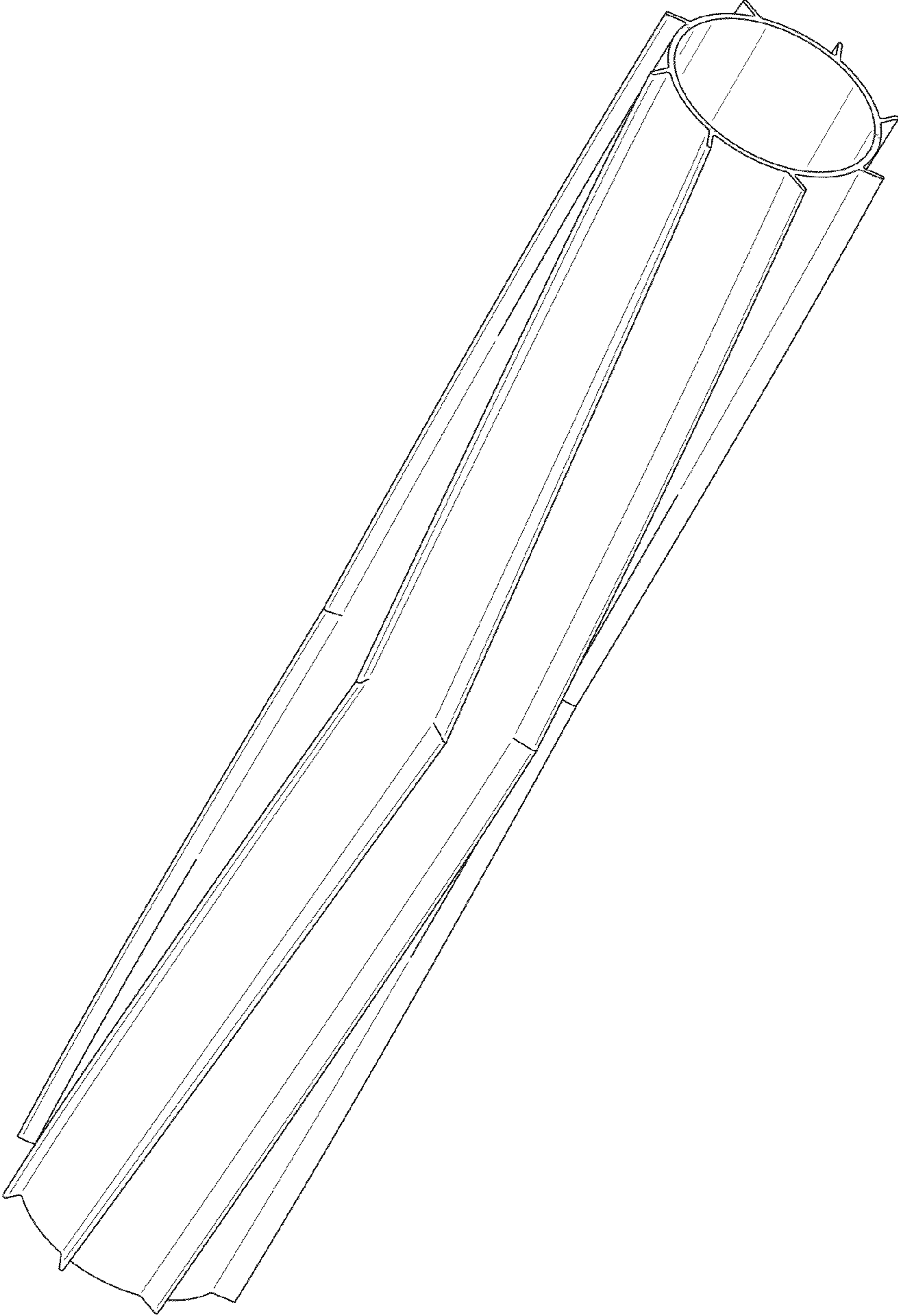


FIG. 1

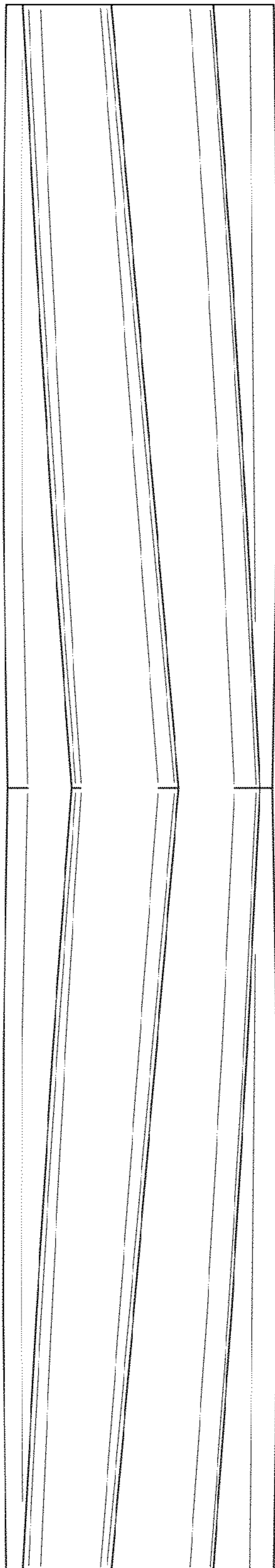


FIG. 2

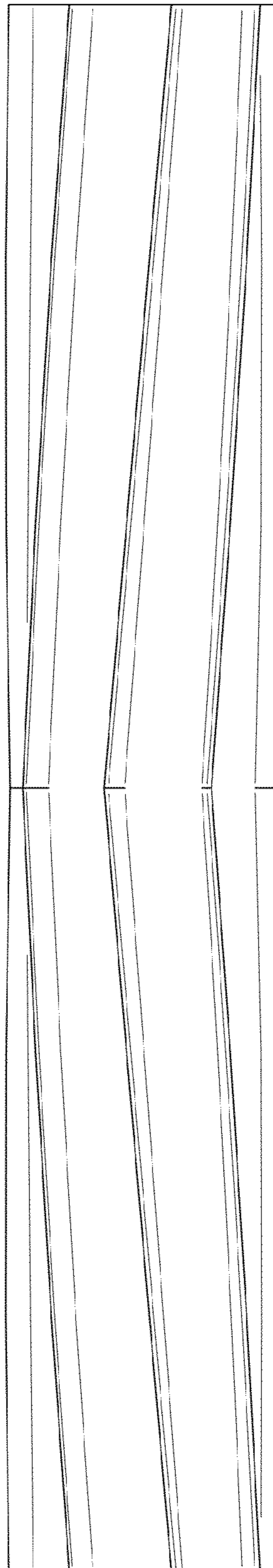


FIG. 3

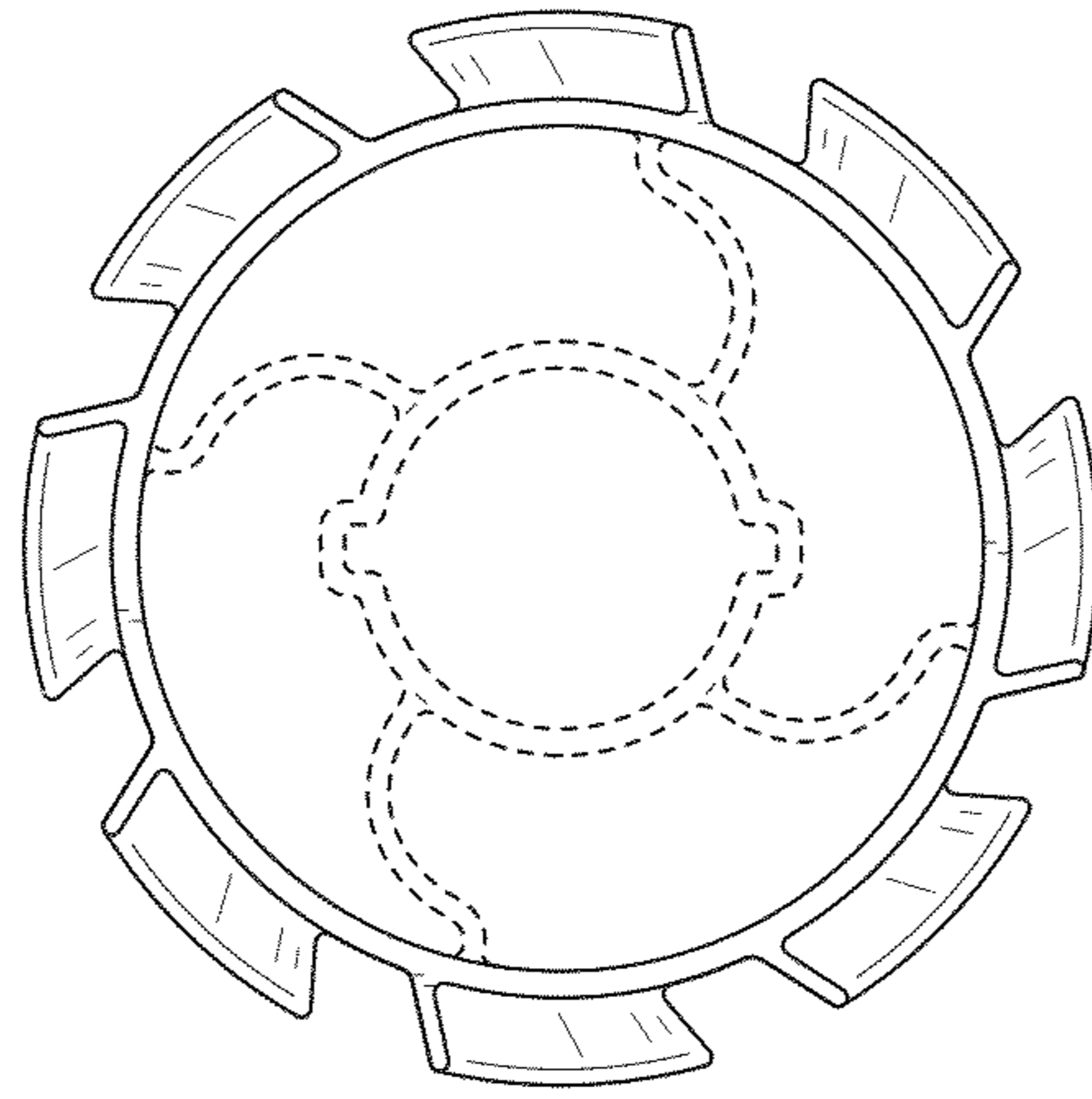


FIG. 5




FIG. 4

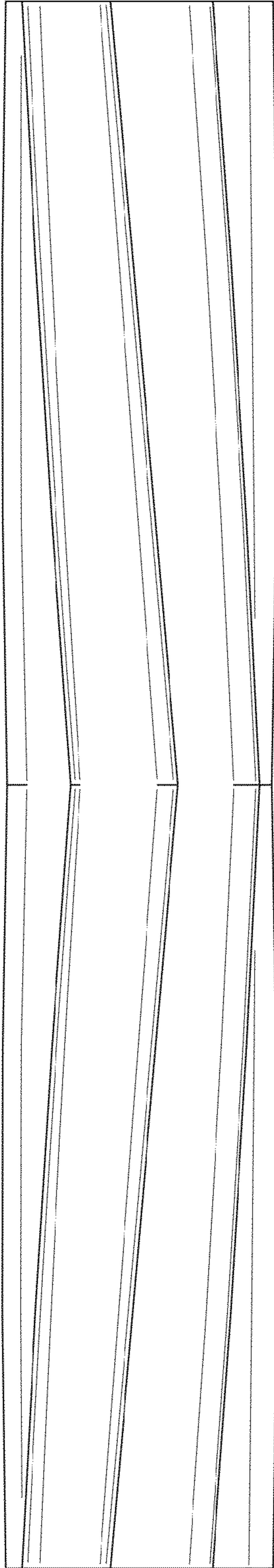


FIG. 6

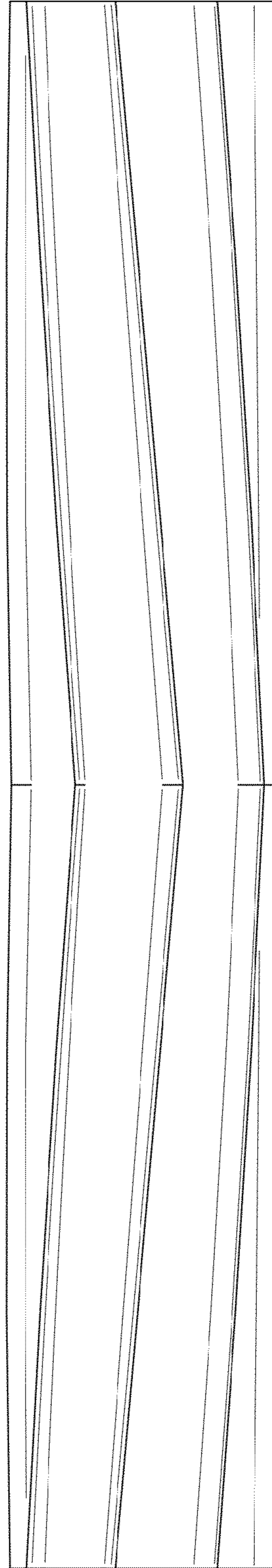


FIG. 7