



US00D716495S

(12) **United States Design Patent**
Colin

(10) **Patent No.:** **US D716,495 S**
(45) **Date of Patent:** **** Oct. 28, 2014**

(54) **HAIR ROLLER**

(71) Applicant: **Babyliss FACO SRL**, Wandre (BE)

(72) Inventor: **Nicolas Colin**, Awirs (BE)

(73) Assignee: **Babyliss Faco SPRL**, Wandre (BE)

(**) Term: **14 Years**

(21) Appl. No.: **29/462,149**

(22) Filed: **Jul. 31, 2013**

(30) **Foreign Application Priority Data**

Jan. 31, 2013 (EM) 002175679-0003

(51) **LOC (10) Cl.** **28-03**

(52) **U.S. Cl.**
USPC **D28/35**

(58) **Field of Classification Search**
USPC D28/35, 37, 10; 219/222; 132/210, 211,
132/223-269, 271-272
See application file for complete search history.

(56) **References Cited**

U.S. PATENT DOCUMENTS

D450,154 S * 11/2001 Amante D28/35
D550,900 S * 9/2007 Kuchler et al. D28/35
D561,937 S * 2/2008 Leung D28/35

7,631,646 B2 * 12/2009 Ragosta et al. 132/237
2010/0083978 A1 * 4/2010 Hottenrott et al. 132/211
2011/0114110 A1 * 5/2011 Guthans 132/211
2012/0145180 A1 * 6/2012 Rong 132/227
2013/0019890 A1 * 1/2013 Liao et al. 132/228
2014/0083446 A1 * 3/2014 Julemont et al. 132/211

* cited by examiner

Primary Examiner — Jennifer Rivard

(74) *Attorney, Agent, or Firm* — Ladas & Parry LLP


(57) **CLAIM**

The ornamental design for a hair roller, as shown and described.

DESCRIPTION

FIG. 1 is a perspective view from above to the rear and left side of the hair roller embodying our new design;
FIG. 2 is a perspective view from above to the front and the left side thereof;
FIG. 3 is a front elevational view thereof;
FIG. 4 is a rear elevational view thereof;
FIG. 5 is a right side elevational view thereof, the left side elevational view being a mirror image thereof;
FIG. 6 is a top plan view thereof; and,
FIG. 7 is a bottom plan view thereof.
The broken lines in FIGS. 5 and 7 illustrate portions of the hair roller and form no part of the claimed design.

1 Claim, 7 Drawing Sheets



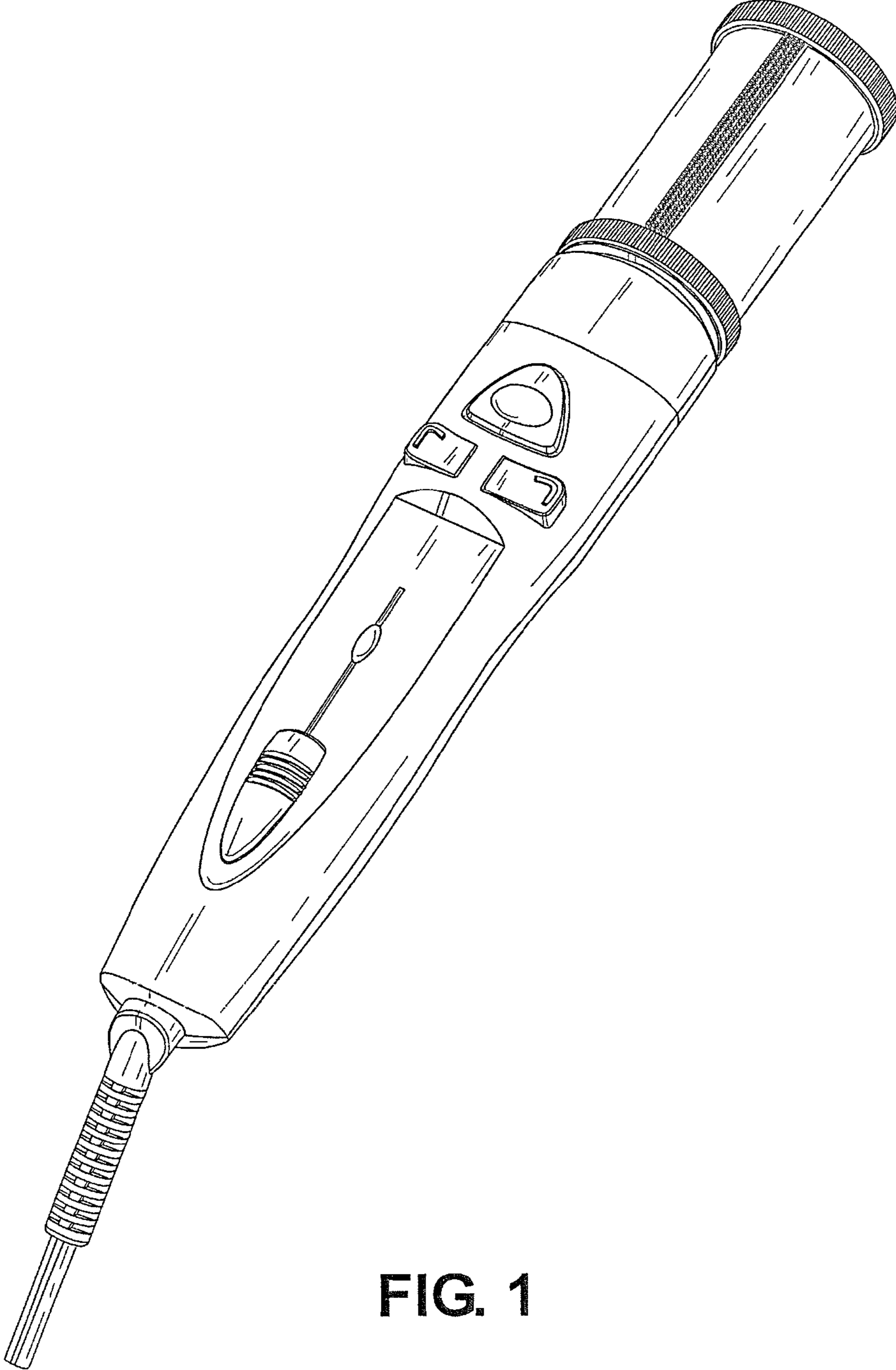


FIG. 1




FIG. 2

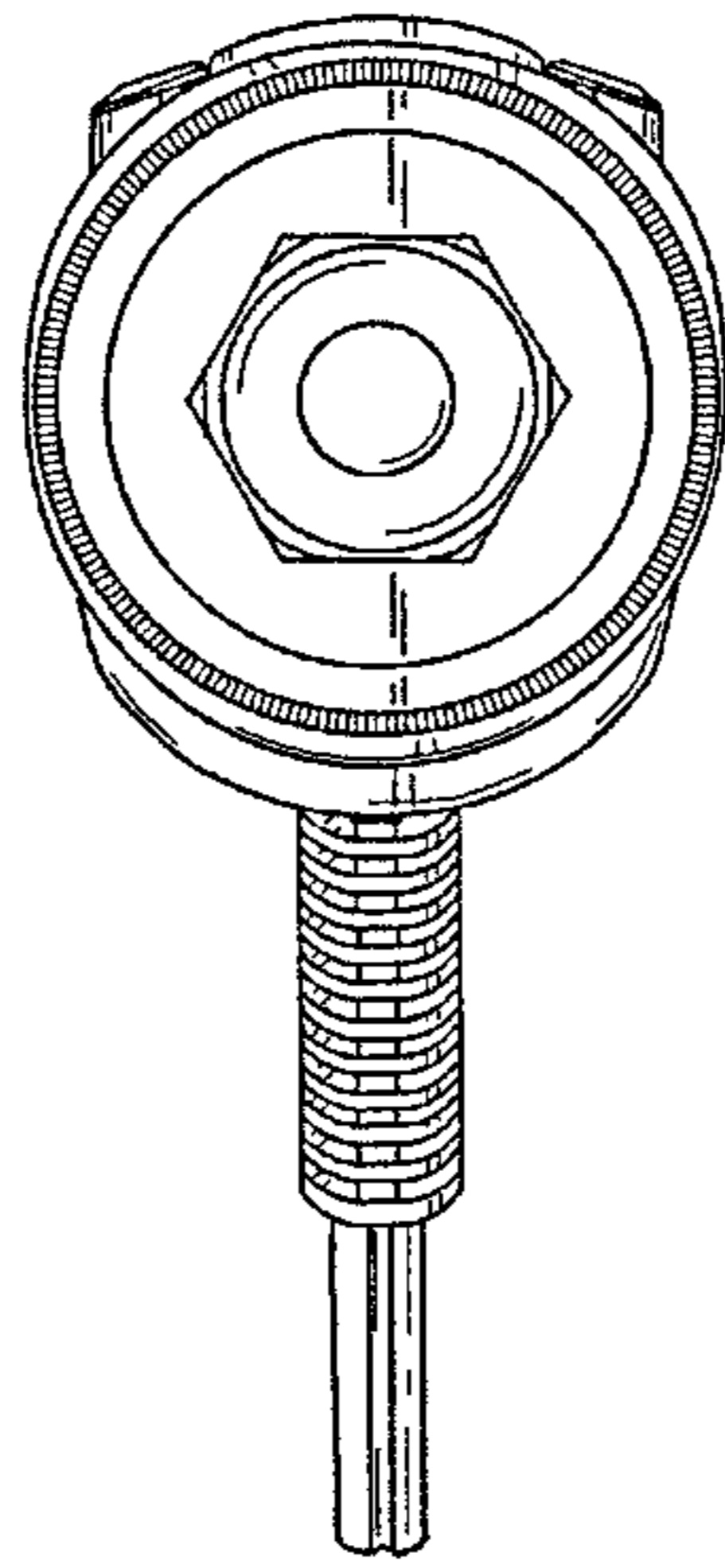


FIG. 3

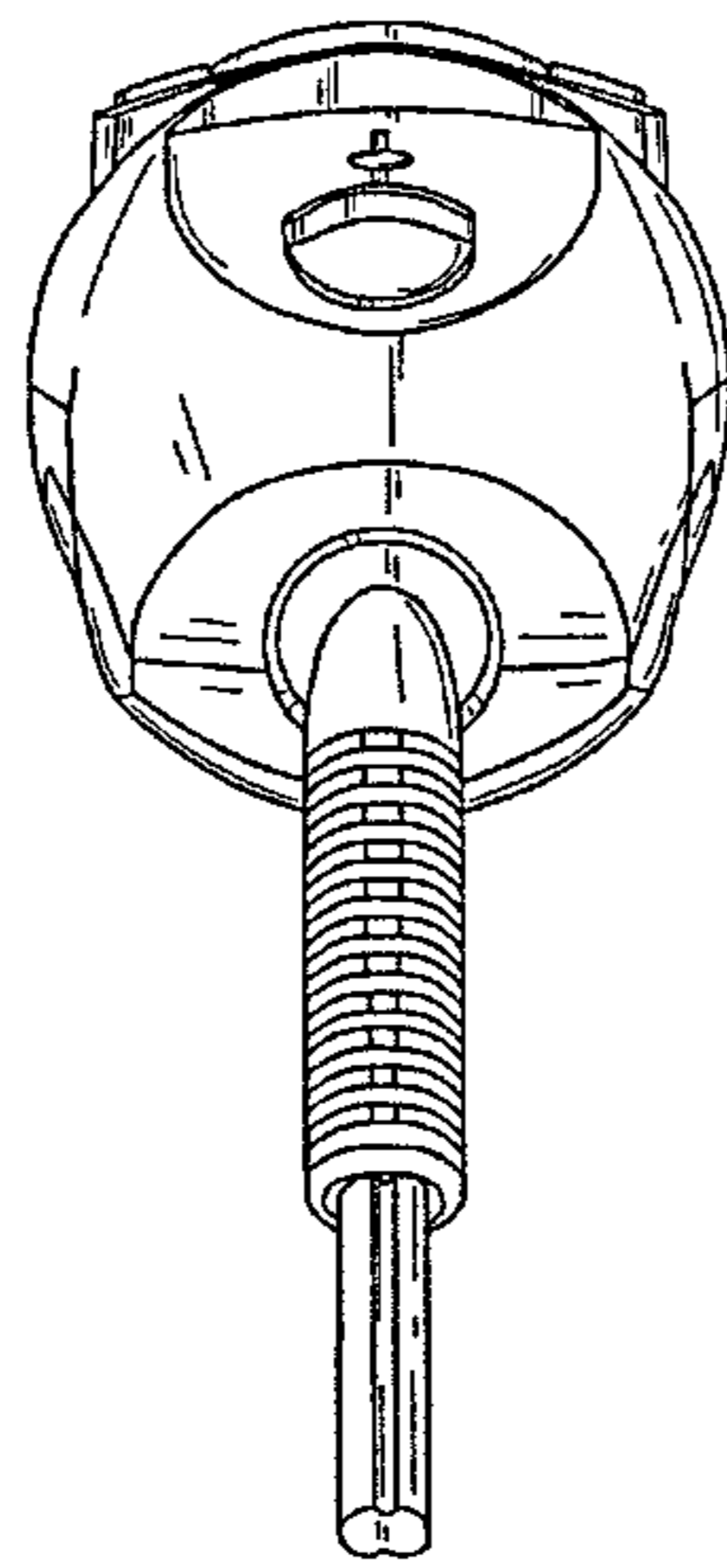


FIG. 4

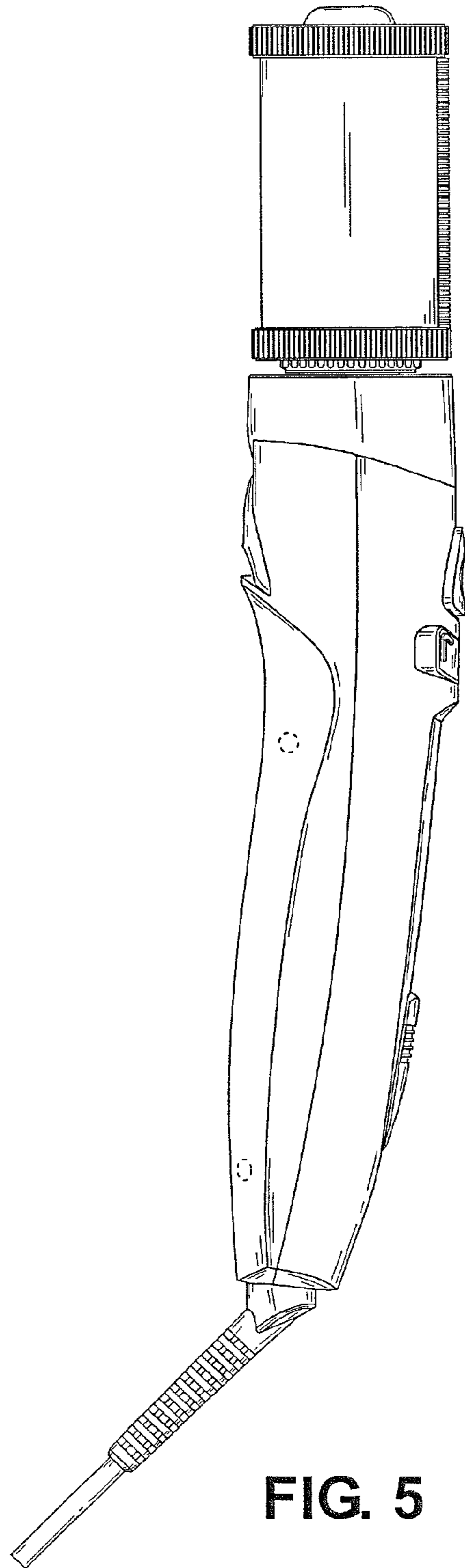


FIG. 5

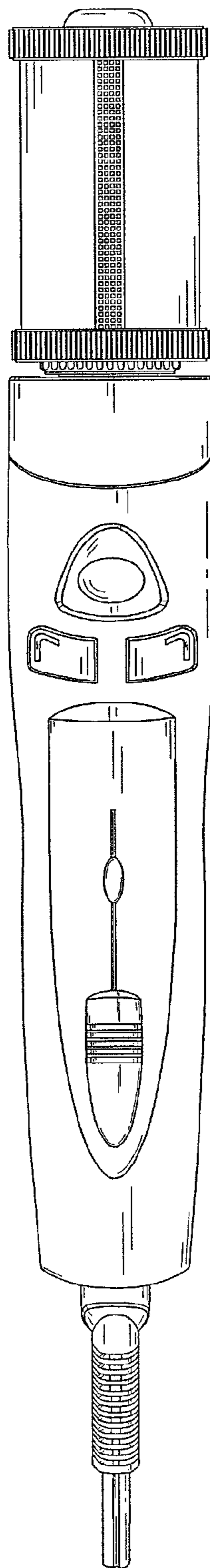


FIG. 6

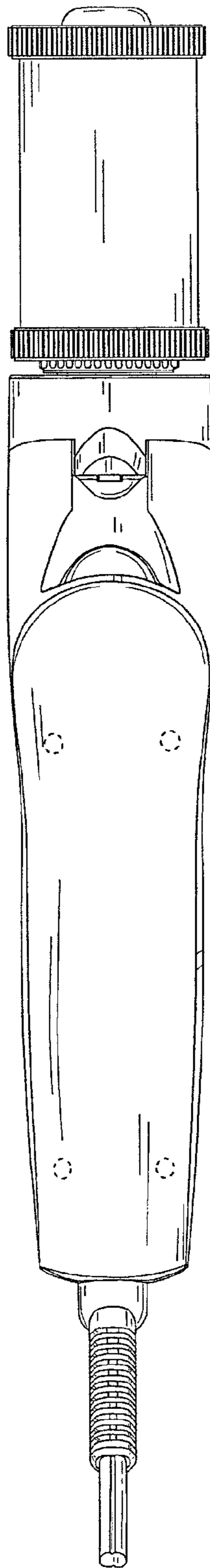


FIG. 7