



US00D716471S

(12) **United States Design Patent**
Wysock et al.

(10) **Patent No.:** **US D716,471 S**

(45) **Date of Patent:** **** Oct. 28, 2014**

(54) **DOOR FACING**

(71) Applicant: **Masonite Corporation**, Tampa, FL (US)

(72) Inventors: **Gregory J. Wysock**, Sycamore, IL (US);
Timothy D. Gouge, Elgin, IL (US);
Patrick Ege, Elmhurst, IL (US)

(73) Assignee: **Masonite Corporation**, Tampa, FL (US)

(**) Term: **14 Years**

(21) Appl. No.: **29/471,189**

(22) Filed: **Oct. 29, 2013**

(51) **LOC (10) Cl.** **25-02**

(52) **U.S. Cl.**
USPC **D25/48.3**

(58) **Field of Classification Search**
USPC D25/48.3; 52/455, 458, 784.13; 49/504
See application file for complete search history.

(56) **References Cited**

U.S. PATENT DOCUMENTS

D530,431 S * 10/2006 Walsh et al. D25/48.3
D607,579 S * 1/2010 Walsh et al. D25/48.3

D616,109 S * 5/2010 Steiber et al. D25/48.3
D617,005 S * 6/2010 Mullet D25/48.3
2011/0036036 A1* 2/2011 Thompson et al. 52/455
2011/0107703 A1* 5/2011 Mullet 52/455

* cited by examiner

Primary Examiner — Doris Clark

(74) *Attorney, Agent, or Firm* — Berenato & White, LLC

(57) **CLAIM**

The ornamental design for a door facing, as shown and described.

DESCRIPTION

FIG. 1 is a front perspective view of our design;
FIG. 2 is a front elevational view;
FIG. 3 is an enlarged fragmentary elevational view of a portion of FIG. 2;
FIG. 4 a front perspective view of a second embodiment of our design;
FIG. 5 is a front elevational view of FIG. 4; and,
FIG. 6 is an enlarged fragmentary elevational view of a portion of FIG. 4.

1 Claim, 6 Drawing Sheets

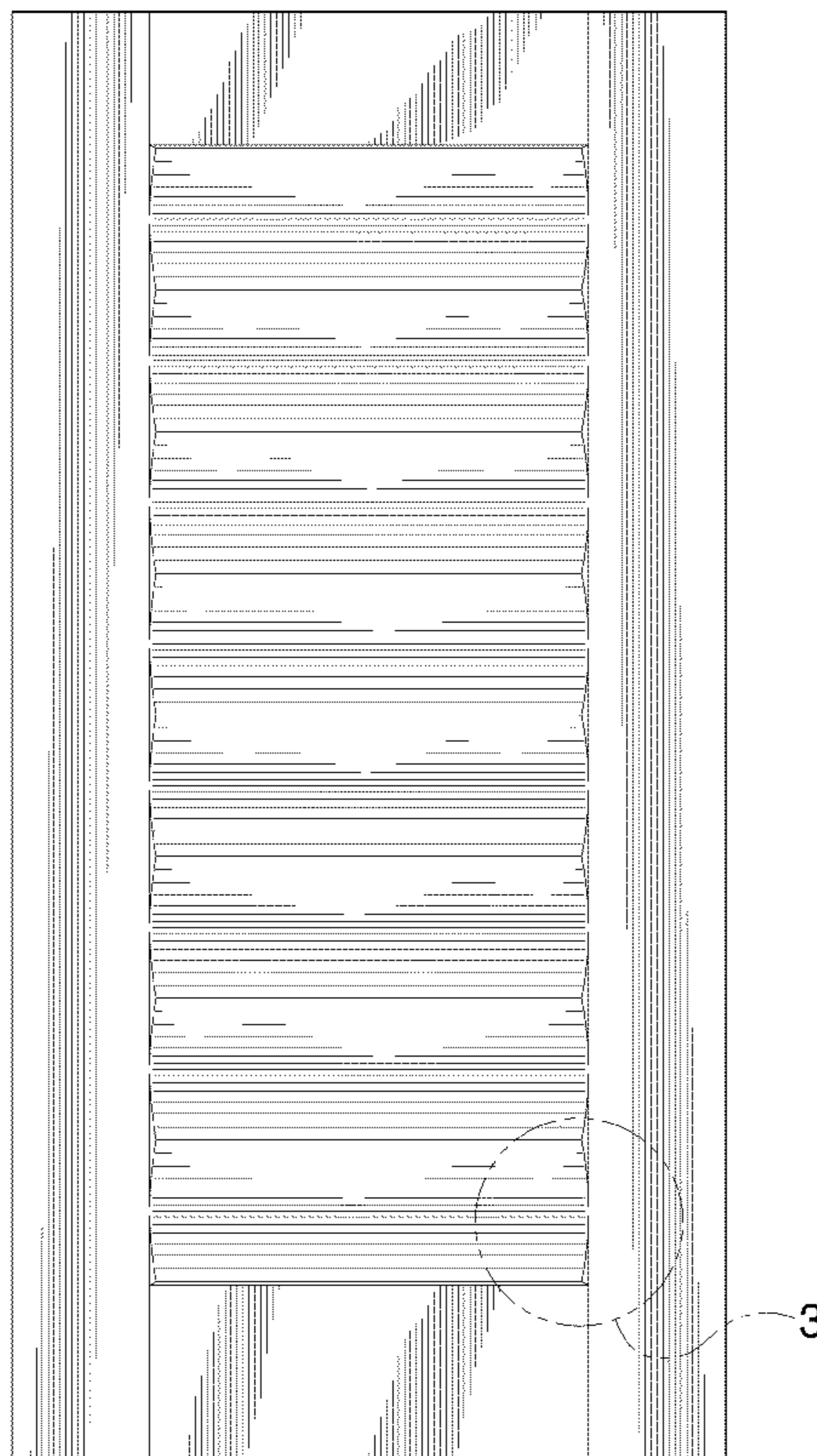


Fig. 1

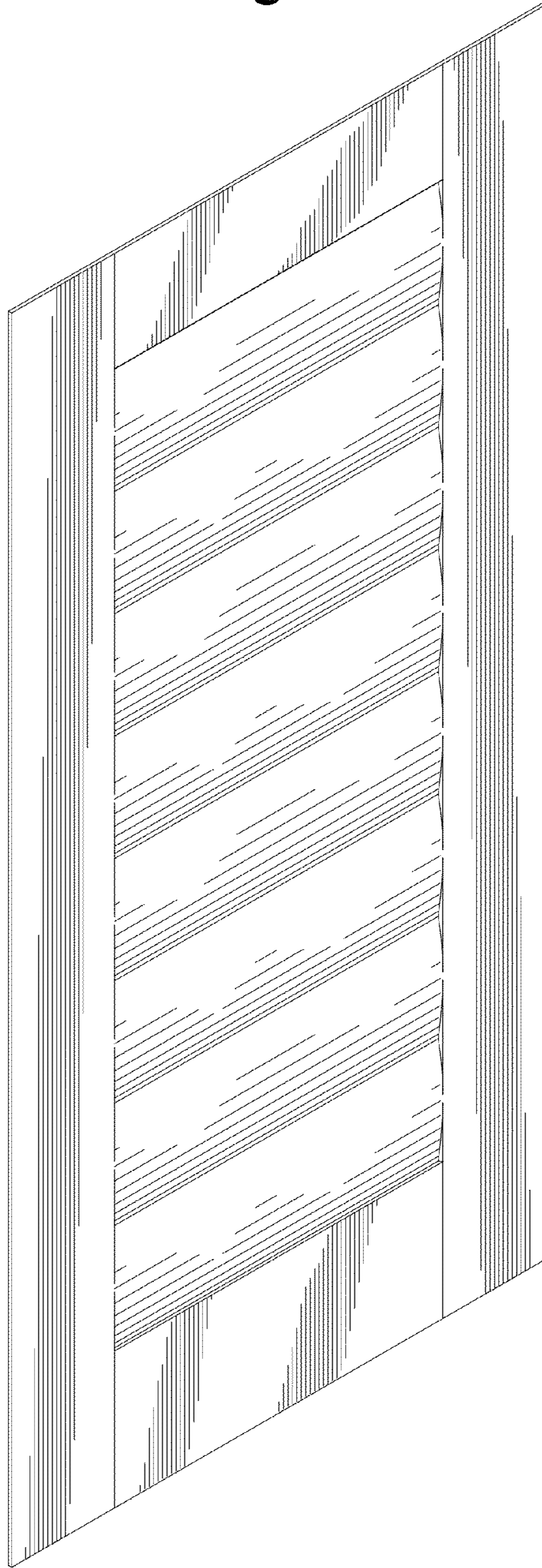


Fig. 2

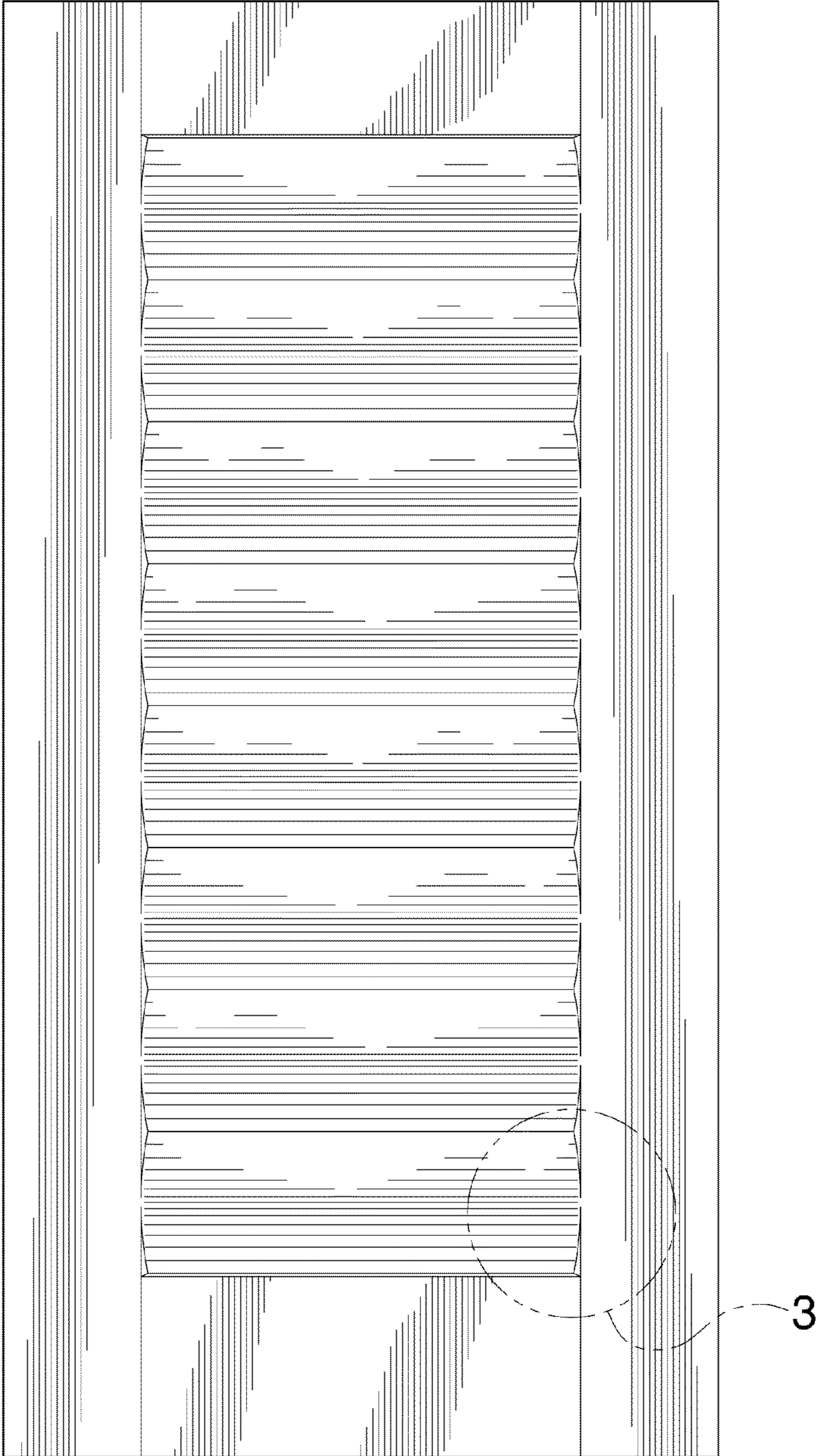


Fig. 3

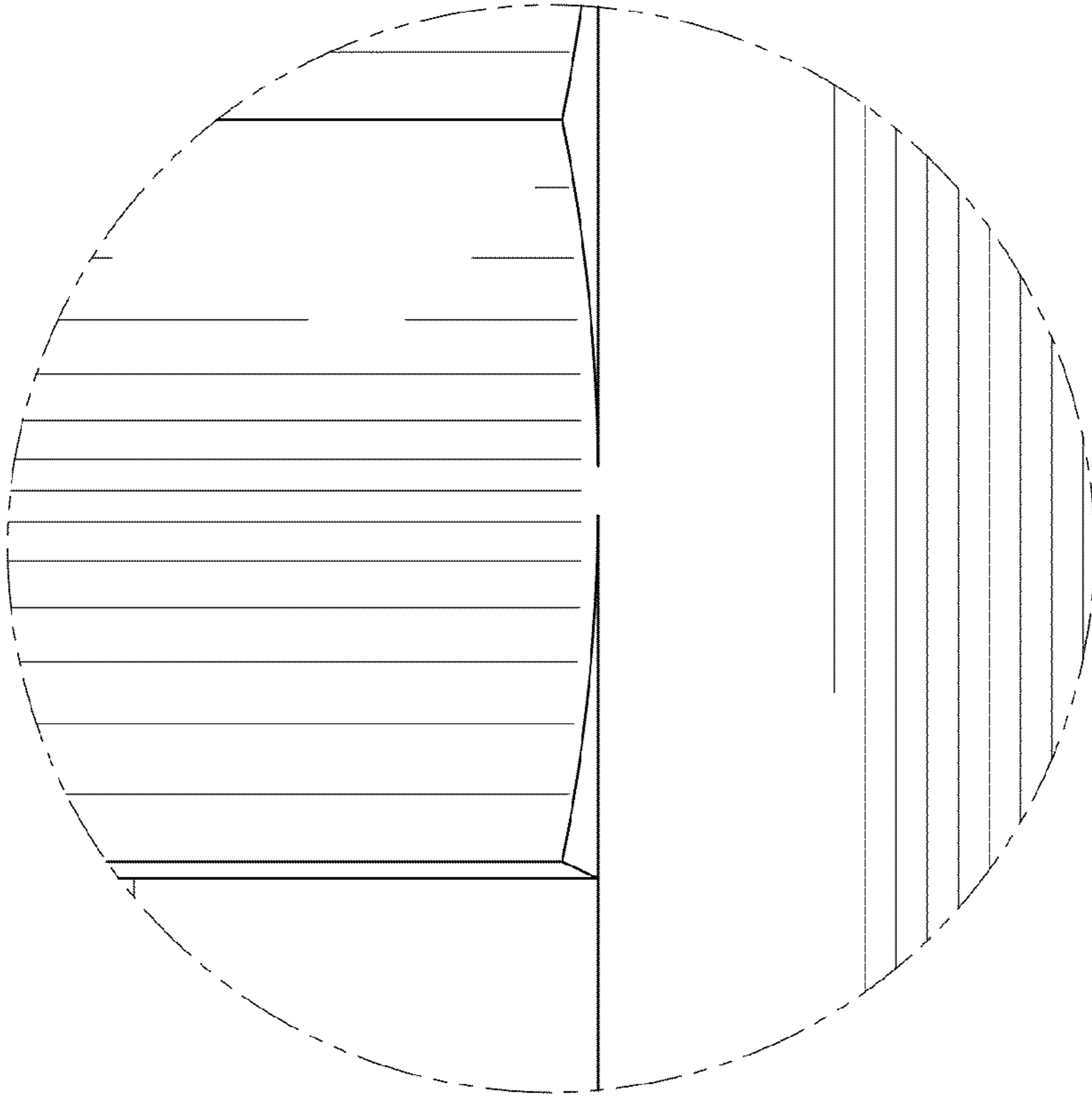


Fig. 4





Fig. 5



6

Fig. 6

