

US00D716446S

(12) **United States Design Patent**
Bitaraf et al.

(10) **Patent No.:** **US D716,446 S**
(45) **Date of Patent:** **** Oct. 28, 2014**

(54) **HANDHELD MICRODERMABRASION
DEVICE**

(75) Inventors: **Diane Bitaraf**, Orem, UT (US); **Buckley
Barlow**, Holladay, UT (US); **Travis
Dowdell**, Holladay, UT (US)

(73) Assignee: **Riiviva, Inc.**, San Diego, CA (US)

(**) Term: **14 Years**

(21) Appl. No.: **29/414,458**

(22) Filed: **Feb. 28, 2012**

(51) **LOC (10) Cl.** **24-02**

(52) **U.S. Cl.**
USPC **D24/146**

(58) **Field of Classification Search**
USPC D24/133, 146, 147, 200, 214, 215;
606/127, 131, 132, 167; 604/289, 313;
451/75, 87, 90, 91; D28/56-59

See application file for complete search history.

(56) **References Cited**

U.S. PATENT DOCUMENTS

2,590,299	A	3/1952	Douglas	
4,378,804	A	4/1983	Cortese, Jr.	
5,037,431	A	8/1991	Summers	
6,241,739	B1	6/2001	Waldron	
D448,852	S *	10/2001	Engelen	D24/215
6,500,183	B1	12/2002	Waldron	
6,592,595	B1	7/2003	Mallett et al.	
6,641,591	B1	11/2003	Shaddock	
6,695,853	B2	2/2004	Karasiuk	
6,726,693	B2	4/2004	Weber et al.	
D506,576	S *	6/2005	Chen	D28/59
6,926,681	B1	8/2005	Ramey et al.	
D511,400	S *	11/2005	Shubert et al.	D28/58
D546,964	S *	7/2007	Wu	D24/215
D547,451	S *	7/2007	Asfora	D24/146
D550,358	S *	9/2007	Nakanishi	D24/146
7,318,828	B1	1/2008	Revivo	

D568,473	S *	5/2008	Ashiwa et al.	D24/146
D598,102	S *	8/2009	Hull, Jr.	D24/146
7,638,144	B2	12/2009	Rhoades	
7,651,508	B2	1/2010	Vierk	
7,678,120	B2	3/2010	Shaddock	
D613,417	S *	4/2010	Imboden et al.	D24/215
D621,042	S *	8/2010	Ruf	D24/146
D628,304	S *	11/2010	Aulwes et al.	D24/214
D636,873	S *	4/2011	Palmer et al.	D24/146
7,918,862	B2 *	4/2011	Hull et al.	606/131

(Continued)

OTHER PUBLICATIONS

NuBrilliance; <https://www.trynubrilliance.com/?gclid=CPrG1ZOGxKMCFQE-bAod...>; as accessed Aug. 18, 2010; 3 pages.

(Continued)

Primary Examiner — Ian Simmons

Assistant Examiner — Carissa C Fitts

(74) *Attorney, Agent, or Firm* — Thorpe North & Western LLP

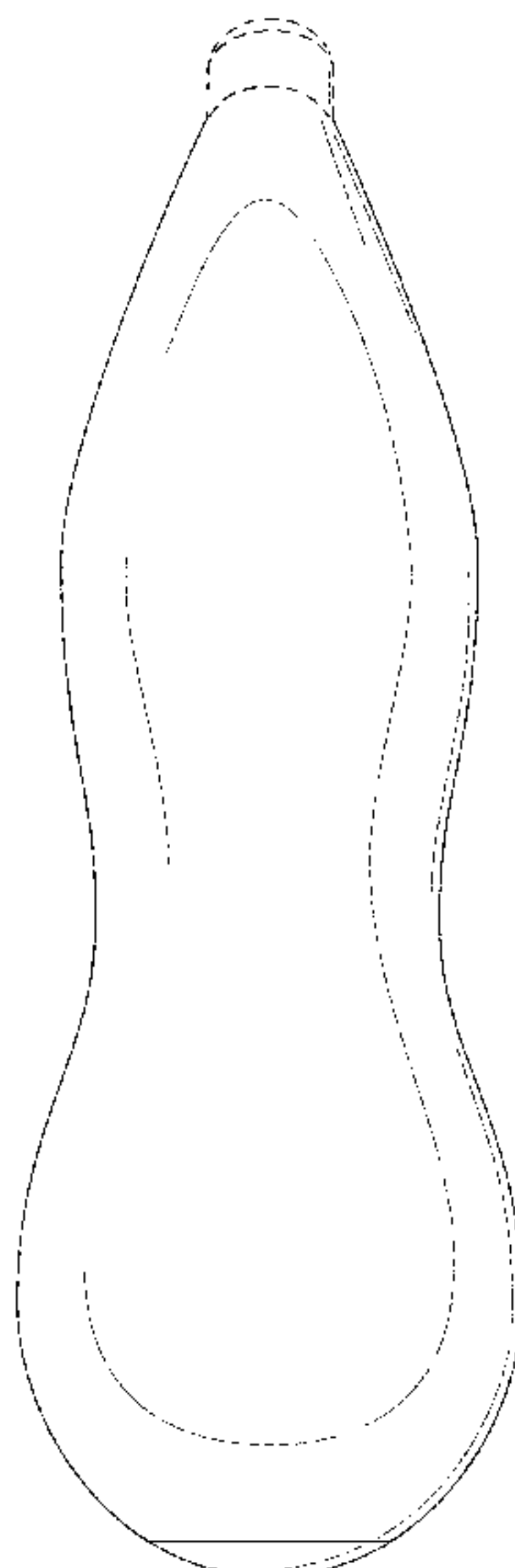
(57) **CLAIM**

The ornamental design for a handheld microdermabrasion device, as shown and described.

DESCRIPTION

FIG. 1 is a front view of the device in accordance with my invention;
FIG. 2 is a back view thereof;
FIG. 3 is a top view thereof;
FIG. 4 is a bottom view thereof;
FIG. 5 is a left side view thereof, taken from the left side of FIG. 1; and,
FIG. 6 is a right side view thereof, taken from the right side of FIG. 1.
Broken lines shown in FIG. 1-6 are for illustrative purposes only and form no part of the claimed design.

1 Claim, 5 Drawing Sheets



(56)

References Cited

U.S. PATENT DOCUMENTS

D642,681 S * 8/2011 Eichel et al. D24/147
 D645,565 S * 9/2011 Smith et al. D24/200
 2002/0151908 A1 10/2002 Mallett et al.
 2003/0060834 A1 3/2003 Muldner
 2004/0010268 A1 1/2004 Gabehart
 2004/0068824 A1 4/2004 Gardner
 2004/0097967 A1 5/2004 Ignon
 2004/0138680 A1 7/2004 Twitchell
 2004/0254588 A1 12/2004 Kim
 2005/0043653 A1 2/2005 Trimmer et al.
 2006/0253125 A1 11/2006 Ignon
 2007/0129711 A1 6/2007 Altshuler et al.
 2007/0156124 A1 7/2007 Ignon et al.
 2008/0215068 A1 9/2008 Hart et al.
 2008/0255586 A1 10/2008 Greenberg
 2009/0192442 A1 7/2009 Ignon et al.
 2009/0222023 A1 9/2009 Boone, III et al.

2010/0045427 A1 2/2010 Boone et al.
 2010/0049177 A1 2/2010 Boone, III et al.
 2011/0009882 A1 1/2011 Remsburg et al.
 2011/0028993 A1 2/2011 Menke et al.
 2011/0130748 A1 6/2011 Kellogg et al.

OTHER PUBLICATIONS

NuBrilliance™ Frequently Asked Questions; <https://www.trynubrilliance.com/Faq.dtm>; as accessed Sep. 7, 2010; 3 pages.
 NuBrilliance Professional At-Home Microdermabrasion Kit; http://www.dermadoctor.com/product_NuBrilliance-professional-...; as accessed Sep. 7, 2010; 3 pages.
 U.S. Appl. No. 13/271,979, filed Oct. 12, 2011; Diane Bitaraf.
 U.S. Appl. No. 13/407,567, filed Feb. 28, 2012; Diane Bitaraf.
 U.S. Appl. No. 13/407,567, filed Feb. 28, 2012; Diane Bitaraf; office action dated Aug. 23, 2012.
 U.S. Appl. No. 13/271,979, filed Oct. 12, 2011; Diane Bitaraf; office action dated Sep. 4, 2012.

* cited by examiner

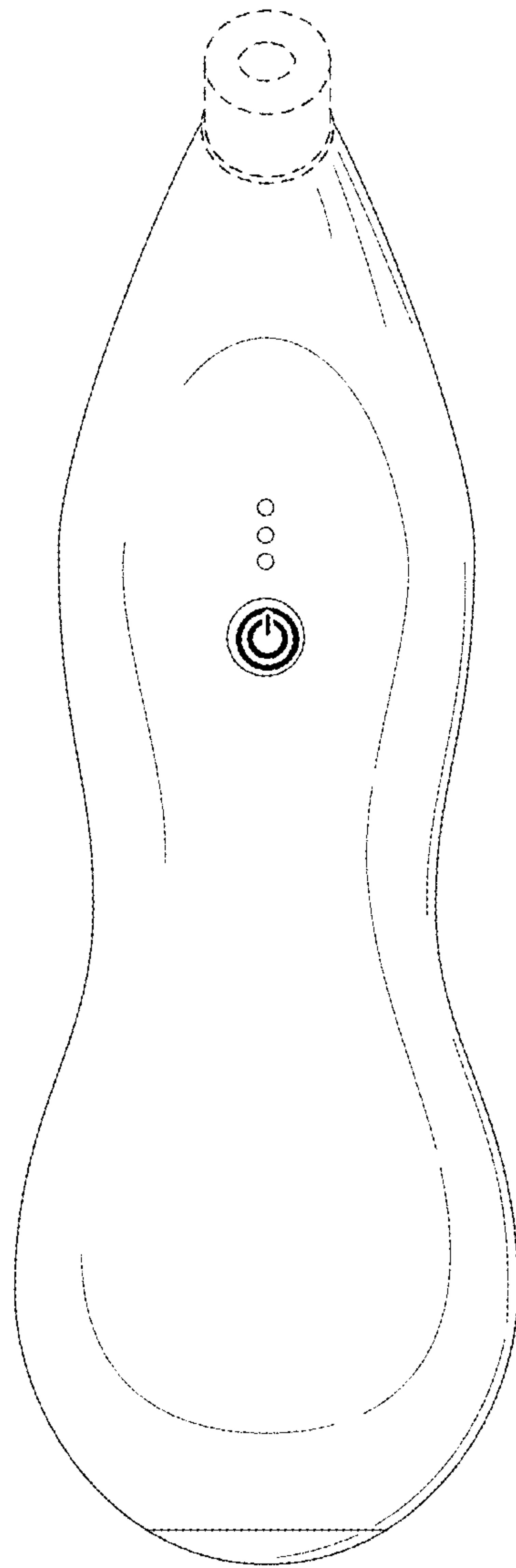


FIG. 1

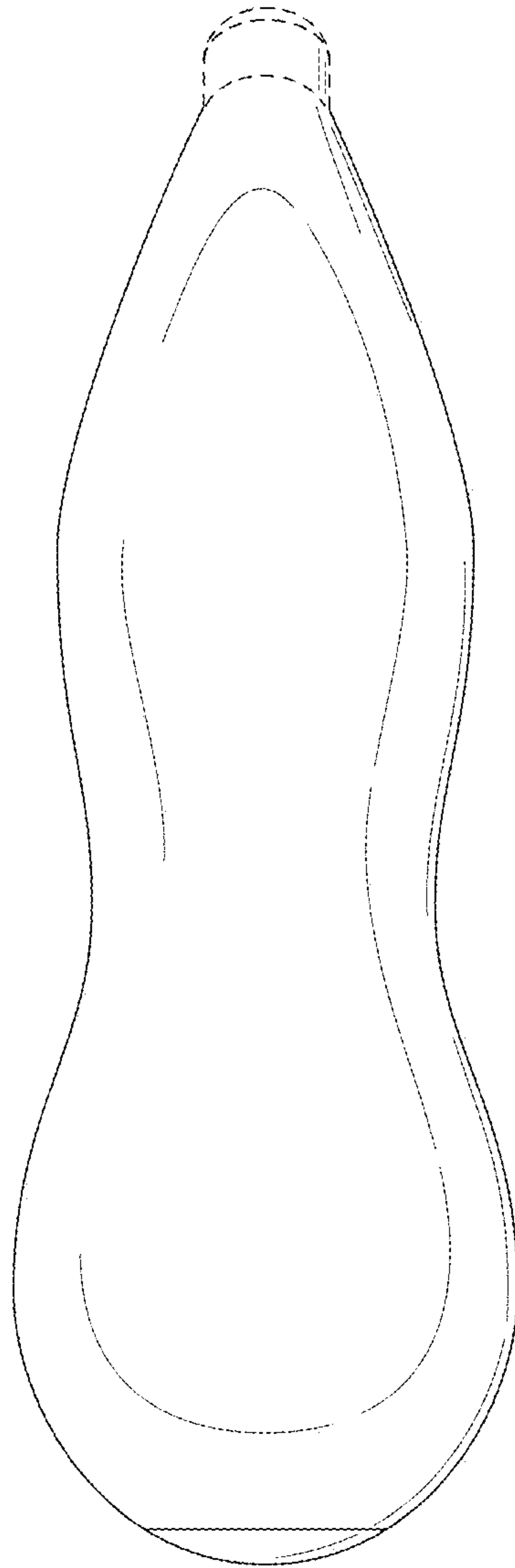


FIG. 2

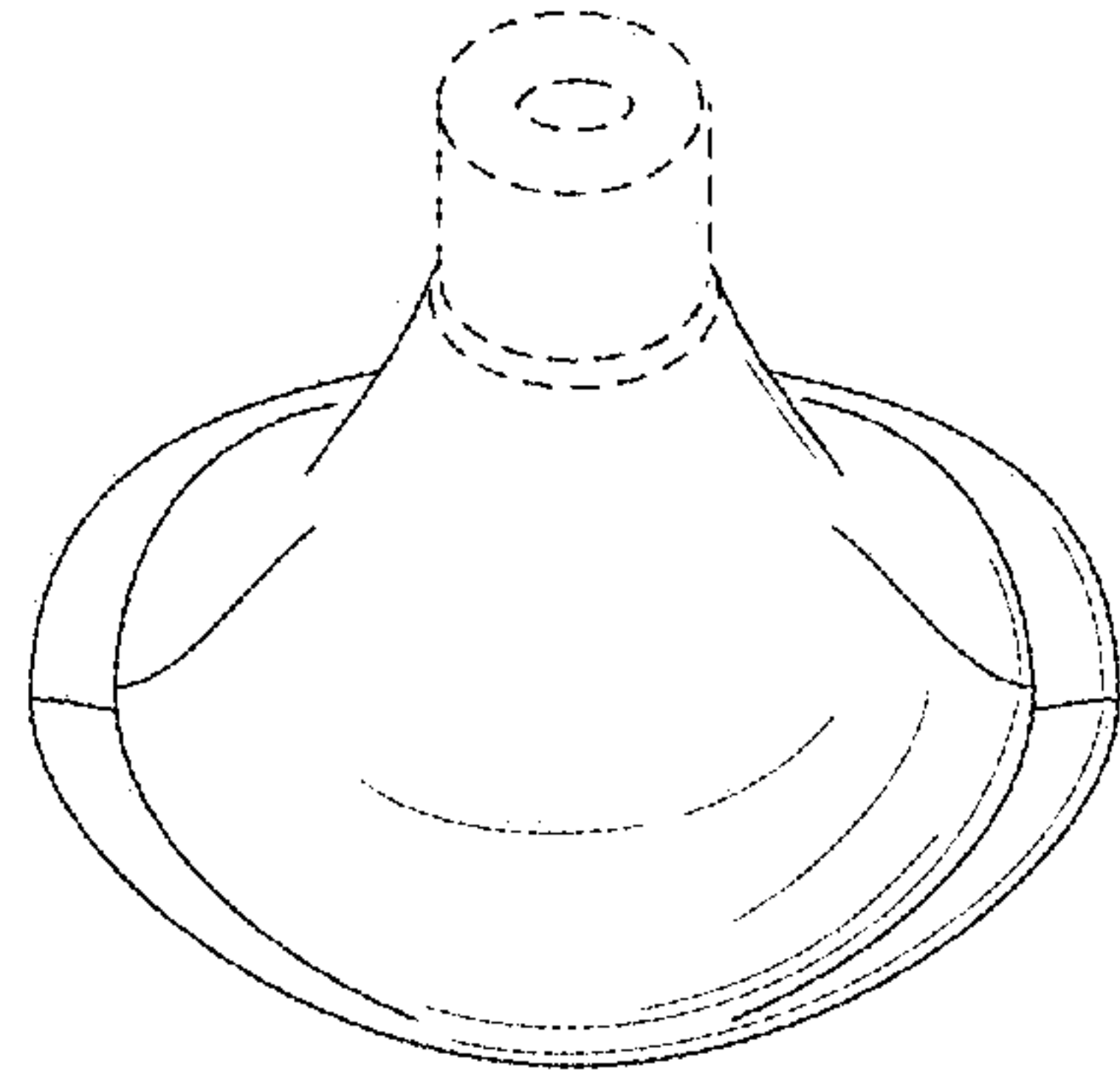


FIG. 3

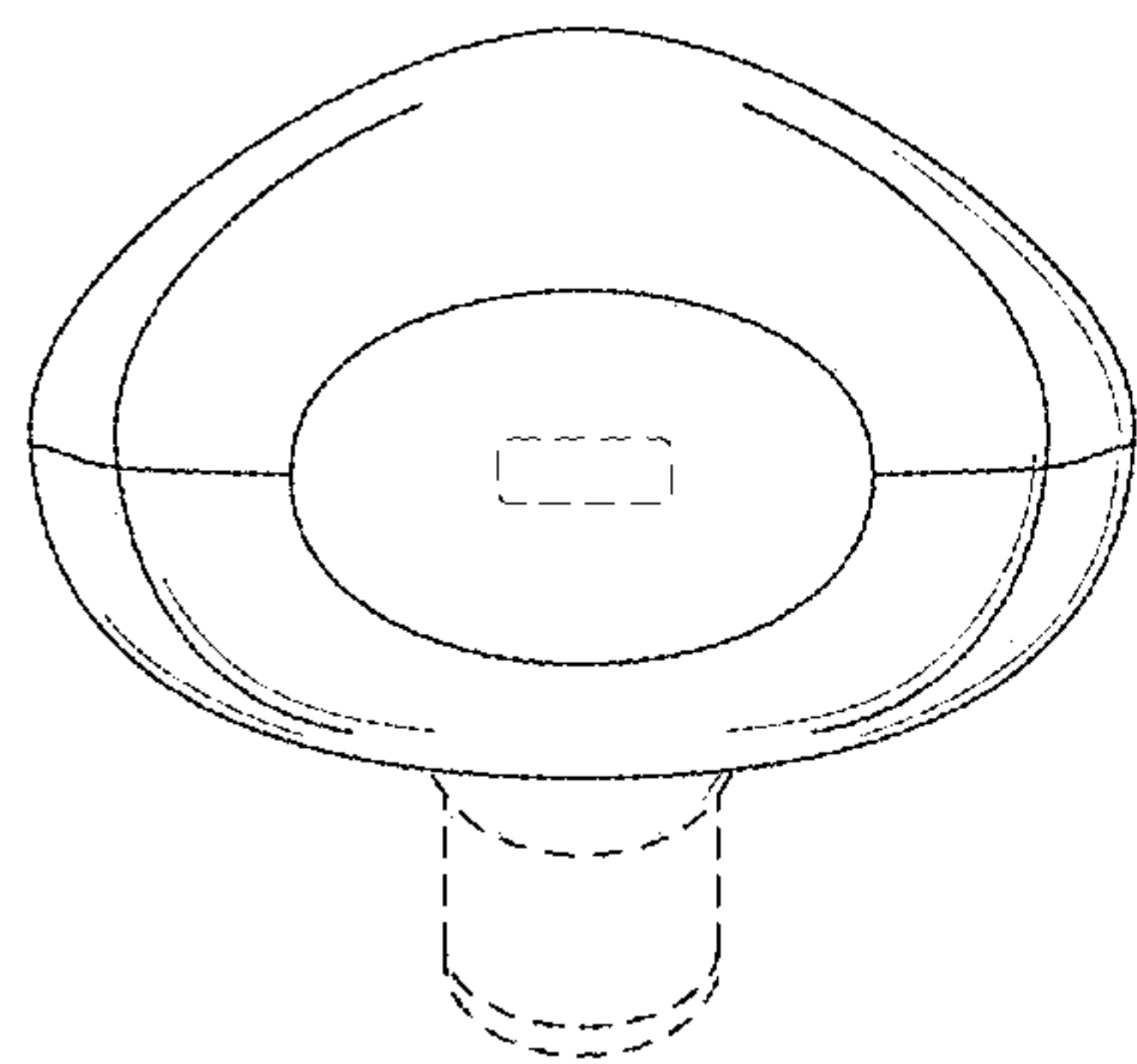


FIG. 4

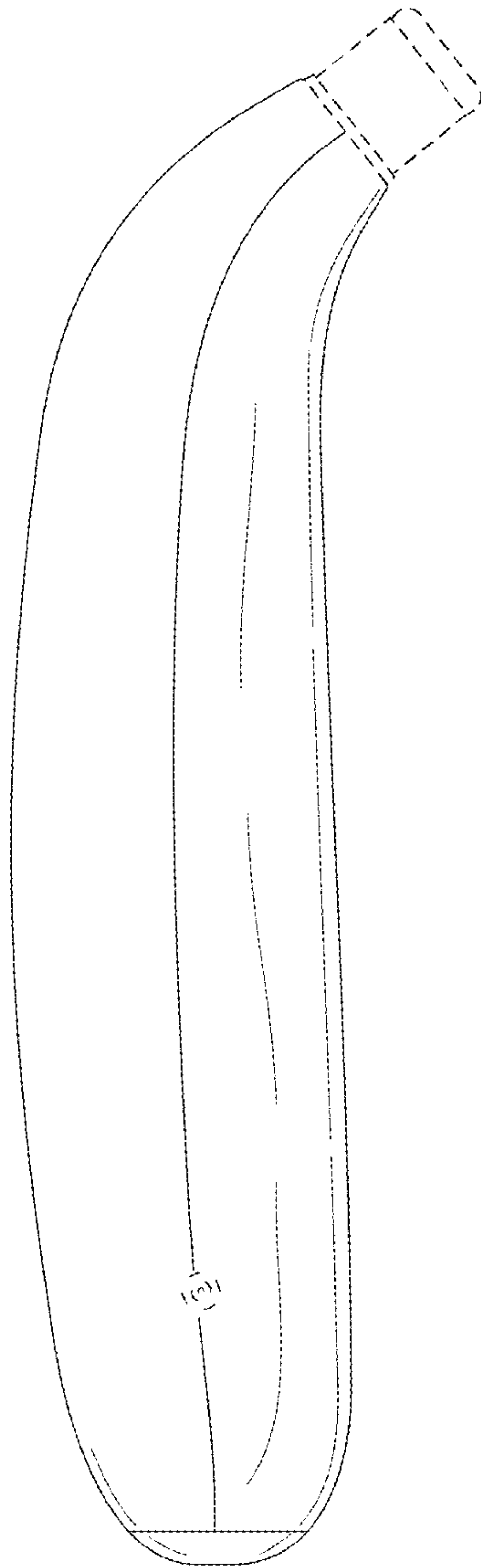


FIG. 5

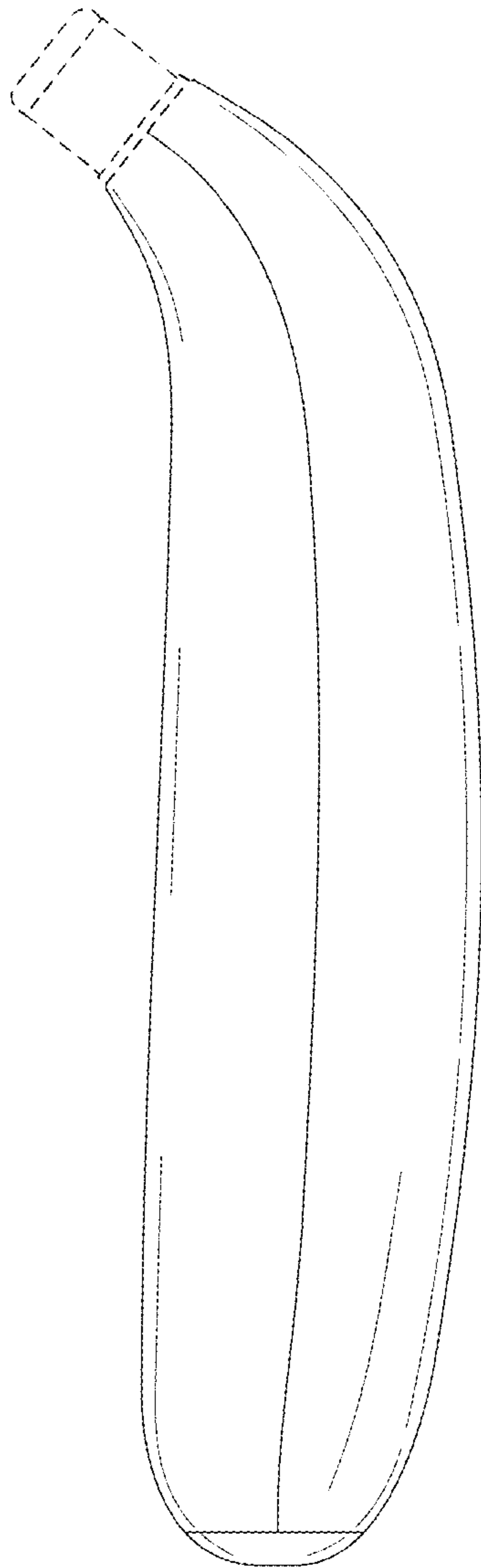


FIG. 6