



US00D716442S

(12) **United States Design Patent**  
**Magome et al.**

(10) **Patent No.:** **US D716,442 S**  
(45) **Date of Patent:** **\*\* Oct. 28, 2014**

(54) **MEDICAL INJECTOR**

(75) Inventors: **Shinichiro Magome**, Tokyo (JP); **Rieko Yamada**, Tokyo (JP); **Chitose Orii**, Tokyo (JP)

(73) Assignee: **Sanofi-Aventis Deutschland GmbH**, Frankfurt am Main (DE)

(\*\*) Term: **14 Years**

(21) Appl. No.: **29/392,093**

(22) Filed: **May 17, 2011**

(30) **Foreign Application Priority Data**

Dec. 6, 2010 (EM) ..... 001789967-0001

(51) **LOC (10) Cl.** ..... **24-02**

(52) **U.S. Cl.**  
USPC ..... **D24/113**

(58) **Field of Classification Search**

USPC ..... D24/108, 112-114, 130, 133, 138, 186, D24/104, 127, 152, 144, 146, 147; 606/181, 606/182, 185, 205, 142; 604/232, 187, 158, 604/164.08, 192, 263, 163, 181, 184, 198, 604/227, 229; 433/80; D19/35, 36, 41, D19/43-57

See application file for complete search history.

(56) **References Cited**

**U.S. PATENT DOCUMENTS**

2,398,544 A	4/1946	Lockhart
3,045,593 A	7/1962	Petterson
3,254,836 A	6/1966	Corpian
4,637,403 A	1/1987	Garcia et al.
D289,424 S	4/1987	Huang
4,973,318 A	11/1990	Holm et al.
D324,070 S	2/1992	Suzuki
5,334,144 A	8/1994	Alchas et al.
D368,961 S	4/1996	Himbert et al.
5,569,214 A	10/1996	Chanoch
D390,872 S	2/1998	Sunaga

D414,201 S	9/1999	Larson et al.
D426,299 S	6/2000	Bydlon et al.
D426,572 S	6/2000	Salemme et al.

(Continued)

**OTHER PUBLICATIONS**

Article on [www.diabeteshealth.com](http://www.diabeteshealth.com) about FDA approval of Lantus SoloStar disposable insulin pen, with a picture of the product, dated May 4, 2007 (5 pages).

(Continued)

*Primary Examiner* — John Windmuller

(74) *Attorney, Agent, or Firm* — McDonnell Boehnen Hulbert & Berghoff LLP

(57) **CLAIM**

The ornamental design for the medical injector, as shown and described.

**DESCRIPTION**

The file of this patent contains at least one photograph executed in color. Copies of this patent with color photographs will be provided by the Office upon request and payment of the necessary fee.

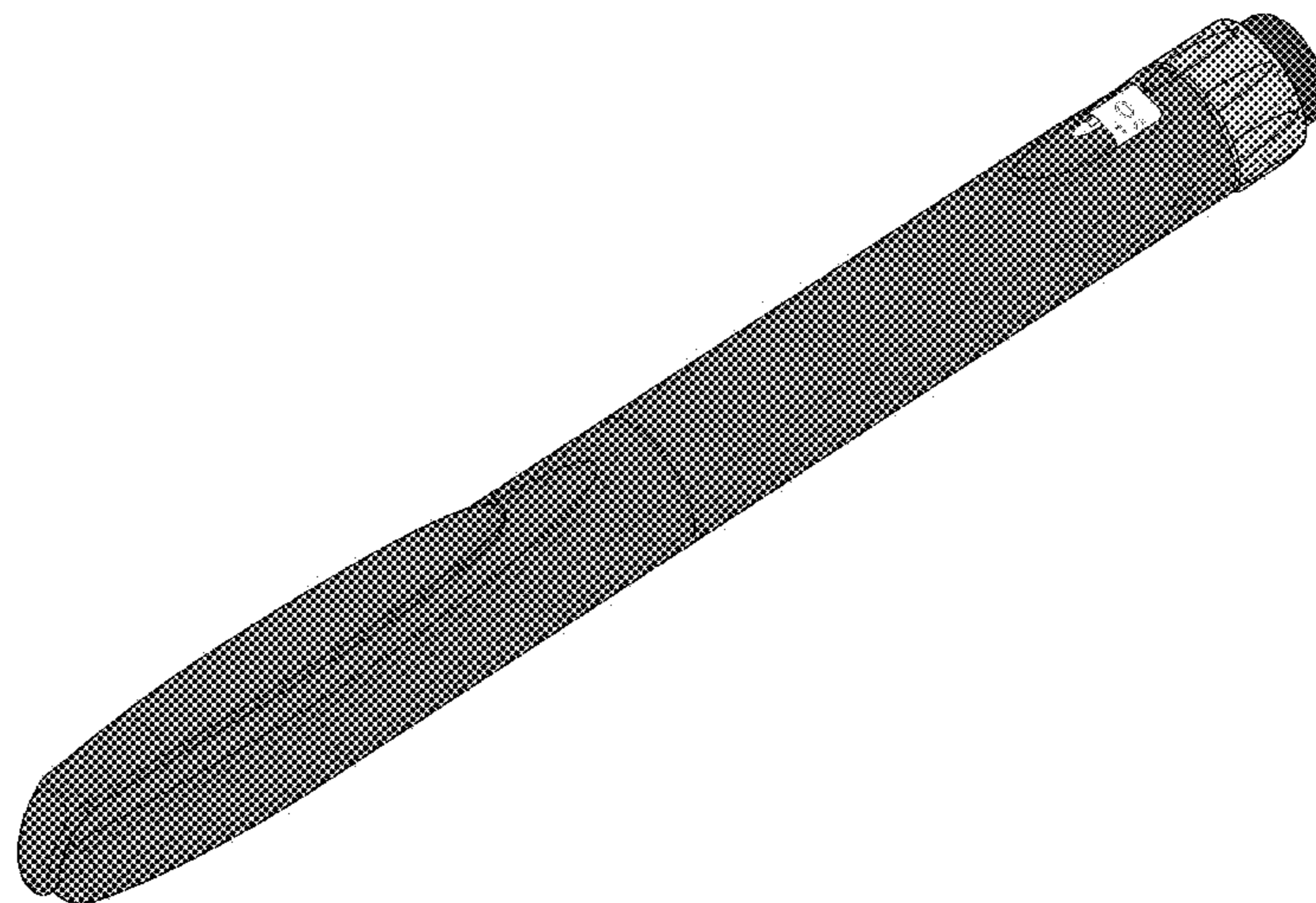
FIG. 1 is a right side view of the medical injector of our new design:

FIG. 2 is a front view thereof,  
FIG. 3 is a left side view thereof;  
FIG. 4 is a rear view thereof;  
FIG. 5 is a perspective thereof;  
FIG. 6 is a top view thereof; and  
FIG. 7 is a bottom view; and,  
FIG. 8 is a bottom perspective view.

The colors of the design are as follows:

Cap: sky blue;  
Body: sky blue;  
Dose dial grip: light blue-gray; and  
Dose button: royal blue.

**1 Claim, 4 Drawing Sheets**  
**(4 of 4 Drawing Sheet(s) Filed in Color)**



(56)

References Cited

U.S. PATENT DOCUMENTS

6,110,149 A 8/2000 Klitgaard et al.  
 6,277,099 B1 8/2001 Strowe et al.  
 D451,138 S 11/2001 Rosenbaum  
 D462,760 S 9/2002 Ahlgrim et al.  
 6,454,746 B1 9/2002 Bydlon et al.  
 D479,602 S 9/2003 Bainton  
 D479,747 S 9/2003 Bainton  
 D479,748 S 9/2003 Tyce  
 D482,122 S 11/2003 Cohn et al.  
 D482,724 S 11/2003 Nishida  
 D483,067 S 12/2003 Takanashi  
 D492,027 S 6/2004 Tyce et al.  
 D492,405 S 6/2004 Bainton  
 D499,485 S 12/2004 Tyce  
 D501,253 S 1/2005 Bainton  
 D502,739 S 3/2005 Shova et al.  
 D503,477 S 3/2005 Hawley et al.  
 D503,797 S 4/2005 Tyce  
 D505,490 S 5/2005 Tyce  
 D506,005 S 6/2005 Hawley et al.  
 6,932,794 B2 8/2005 Giambattista et al.  
 D516,719 S 3/2006 Turchi et al.  
 D518,175 S 3/2006 Hardin, Jr. et al.  
 7,018,364 B2 3/2006 Giambattista et al.  
 D520,636 S 5/2006 Hawley et al.  
 D540,465 S 4/2007 Bainton  
 D546,447 S 7/2007 White  
 D548,835 S 8/2007 Galbraith  
 D550,363 S 9/2007 Hannant et al.  
 D551,341 S 9/2007 Galbraith  
 D553,681 S 10/2007 Cetera  
 D567,939 S 4/2008 Mattigka  
 D580,052 S 11/2008 White  
 D580,069 S 11/2008 Lee  
 7,534,222 B2 5/2009 Sugita et al.  
 D598,496 S 8/2009 Ikeda  
 D598,539 S 8/2009 Tyce  
 D599,008 S 8/2009 Tyce  
 D599,009 S 8/2009 Tyce

D599,010 S 8/2009 Tyce  
 D599,011 S 8/2009 Tyce  
 D600,794 S 9/2009 Tyce  
 D600,795 S 9/2009 Tyce  
 7,621,891 B2 11/2009 Wyrick  
 D606,649 S 12/2009 Tyce  
 D606,650 S 12/2009 Tyce  
 D608,442 S 1/2010 Tyce  
 D610,251 S 2/2010 Tyce  
 D610,252 S 2/2010 Tyce  
 D610,676 S 2/2010 Tyce  
 D610,677 S 2/2010 Tyce  
 D626,216 S 10/2010 Tyce  
 D641,783 S \* 7/2011 Lira-Nunez et al. .... D19/48  
 D650,069 S \* 12/2011 Mori ..... D24/113  
 D650,070 S \* 12/2011 Mori ..... D24/113  
 D651,305 S \* 12/2011 Hawley et al. .... D24/113  
 D652,136 S \* 1/2012 Hawley et al. .... D24/113  
 D661,352 S \* 6/2012 Lira-Nunez et al. .... D19/57  
 D685,464 S \* 7/2013 Sanders ..... D24/113  
 D687,544 S \* 8/2013 Stephan et al. .... D24/114  
 2004/0106895 A1 6/2004 Slate et al.  
 2004/0236284 A1 11/2004 Hoste et al.  
 2005/0187523 A1 8/2005 Giambattista et al.  
 2005/0234492 A1 10/2005 Tsai et al.  
 2005/0251103 A1 11/2005 Steffen et al.  
 2006/0155246 A1 7/2006 Higuchi et al.  
 2006/0229570 A1 10/2006 Lovell et al.  
 2007/0123829 A1 5/2007 Atterbury et al.  
 2007/0129687 A1 6/2007 Marshall et al.  
 2009/0076458 A1 3/2009 Nielsen et al.

OTHER PUBLICATIONS

DCA brochure for SoloStar disposable pen injector for insuling, as found on [www.effectedesign.org.uk](http://www.effectedesign.org.uk), dated Jun. 2, 2009 (10 pages). Reference to date of product launch (2007) on p. 2, last paragraph. SoloStar disposable pen injector by DCA Design International for Sanofi Aventis GmbH, as shows on [www.effectedesign.org.uk](http://www.effectedesign.org.uk), dated Oct 22, 2009 (3 pages).

\* cited by examiner




FIG. 1




FIG. 2




FIG. 3




FIG. 4

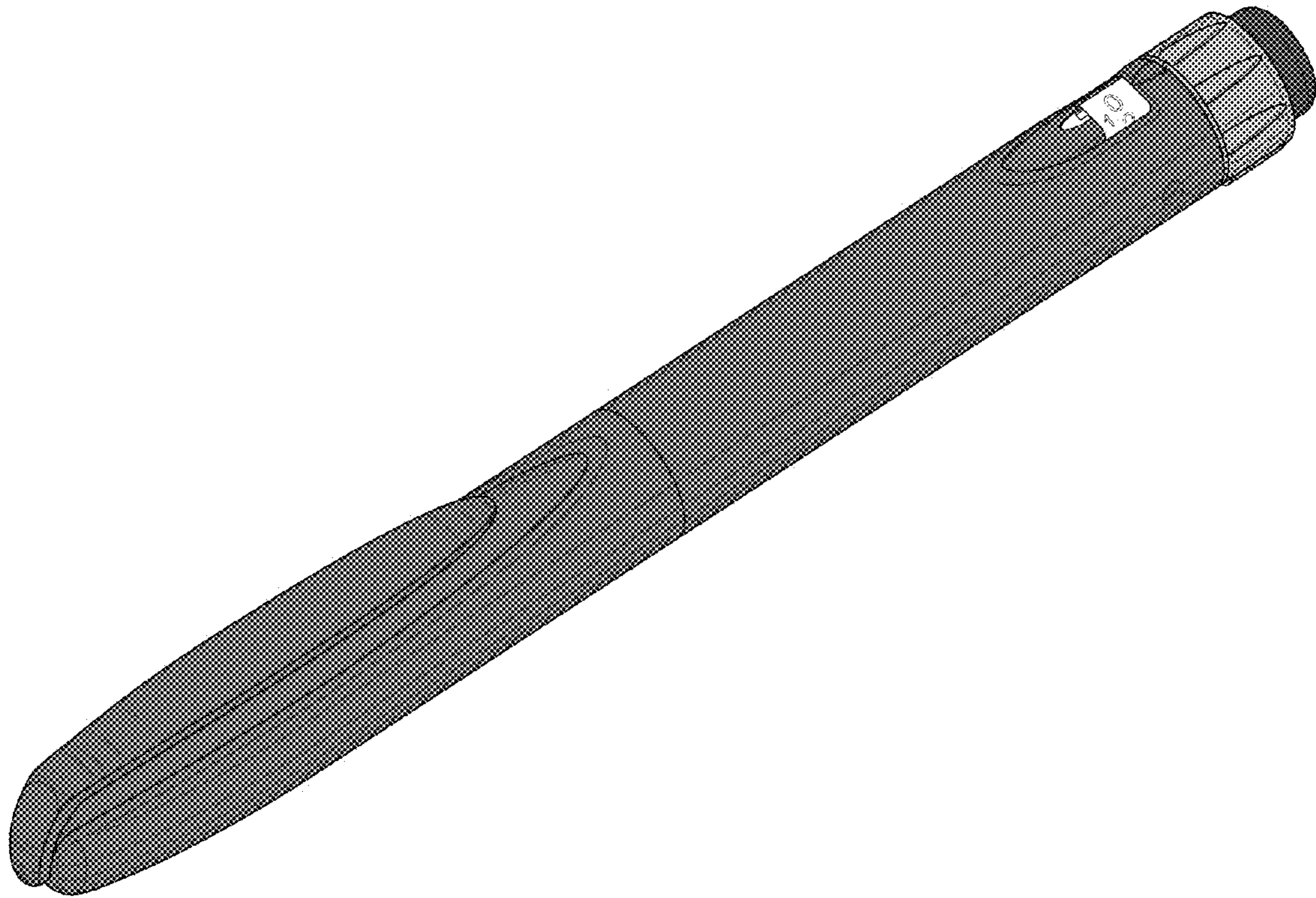


FIG. 5




FIG. 6




FIG. 7




FIG. 8