



US00D716432S

(12) **United States Design Patent**
Viala et al.

(10) **Patent No.:** **US D716,432 S**
(45) **Date of Patent:** **** Oct. 28, 2014**

- (54) **SCENT DISPENSER**
- (71) Applicants: **Baptiste Viala**, Paris (FR); **Laurent Milon**, Paris (FR)
- (72) Inventors: **Baptiste Viala**, Paris (FR); **Laurent Milon**, Paris (FR)
- (73) Assignee: **Labstore SAS**, Paris (FR)
- (**) Term: **14 Years**
- (21) Appl. No.: **29/466,695**
- (22) Filed: **Sep. 10, 2013**
- (51) **LOC (10) Cl.** **28-99**
- (52) **U.S. Cl.**
CPC **A61L 9/03** (2013.01)
USPC **D23/366**
- (58) **Field of Classification Search**
CPC A61L 9/00; A61L 9/02; A61L 9/03;
A61L 9/032; A61L 9/035; A61L 9/037;
A61L 9/04; A61L 9/012; A61L 9/022
USPC D23/355–369; D28/5, 6; 261/DIG. 17,
261/DIG. 42, DIG. 65, DIG. 88, DIG. 89;
392/386, 390, 394, 395; 239/34, 44,
239/53, 55, 56, 326
See application file for complete search history.

D582,534 S *	12/2008	Conway et al.	D23/366
D583,451 S *	12/2008	Aloe et al.	D23/366
D583,452 S *	12/2008	Aloe et al.	D23/366
D593,669 S *	6/2009	Daelemans et al.	D23/366
D597,192 S *	7/2009	Drucker et al.	D23/366
D637,274 S *	5/2011	Chan et al.	D23/364
D647,187 S *	10/2011	Chan et al.	D23/364
D654,761 S *	2/2012	Herbst	D7/505
D672,860 S *	12/2012	Blachford et al.	D23/366
D675,304 S *	1/2013	Valentino et al.	D23/366
D680,637 S *	4/2013	Blachford et al.	D23/366
D681,182 S *	4/2013	Tomas Vilarasa et al. ...	D23/366
D681,183 S *	4/2013	Blachford et al.	D23/366

* cited by examiner

Primary Examiner — Sandra Snapp
(74) *Attorney, Agent, or Firm* — Seed IP Law Group PLLC

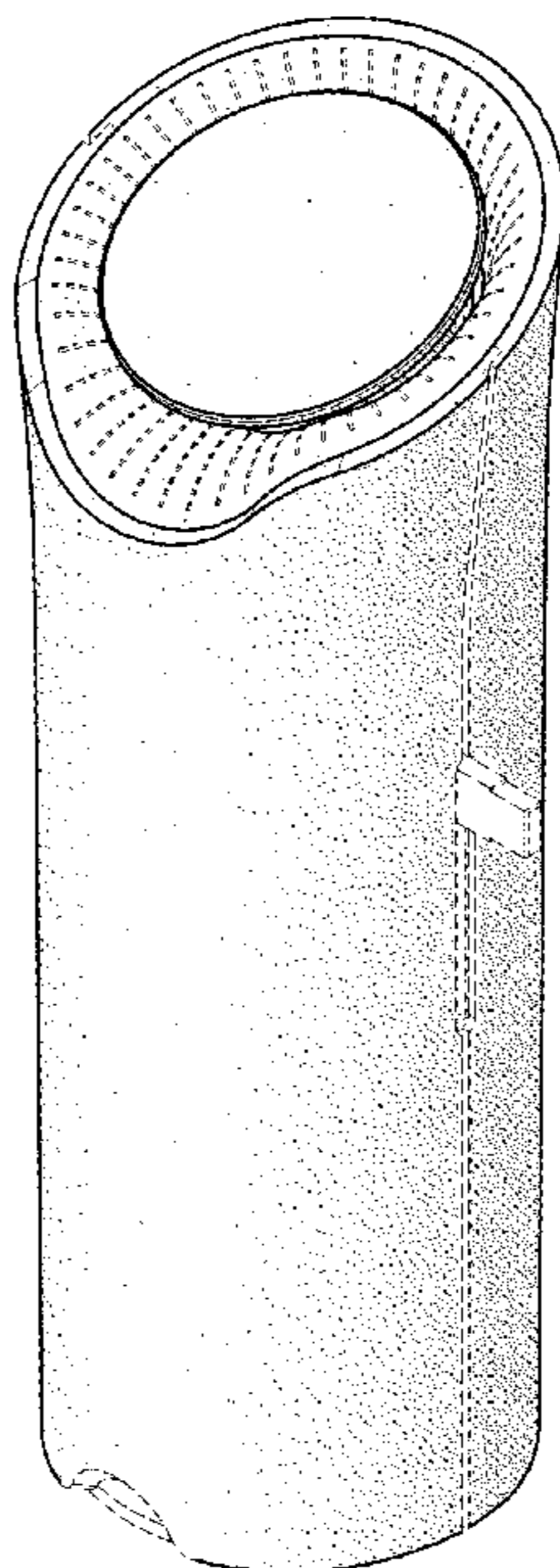
(57) **CLAIM**
The ornamental design for a scent dispenser, as shown and described.

DESCRIPTION

FIG. 1 is an isometric view of a scent dispenser showing an embodiment of our new design.
FIG. 2 is a front elevational view thereof.
FIG. 3 is a rear elevational view thereof.
FIG. 4 is a right side elevational view thereof.
FIG. 5 is a left side elevational view thereof.
FIG. 6 is a top plan view thereof; and,
FIG. 7 is a bottom plan view thereof.
Stippling and contour lines shown in the drawings are intended to represent the approximate three-dimensional contours of the design, and is not intended to indicate surface decoration. The broken lines in the figures are for illustrative purposes only and form no part of the claimed design.

1 Claim, 4 Drawing Sheets

- (56) **References Cited**
U.S. PATENT DOCUMENTS
4,258,874 A * 3/1981 Webinger et al. 229/120
D496,451 S * 9/2004 Julos et al. D23/355
D548,317 S * 8/2007 Newton et al. D23/366
D560,788 S * 1/2008 Farrell et al. D23/366
D574,072 S * 7/2008 Carlson et al. D23/364



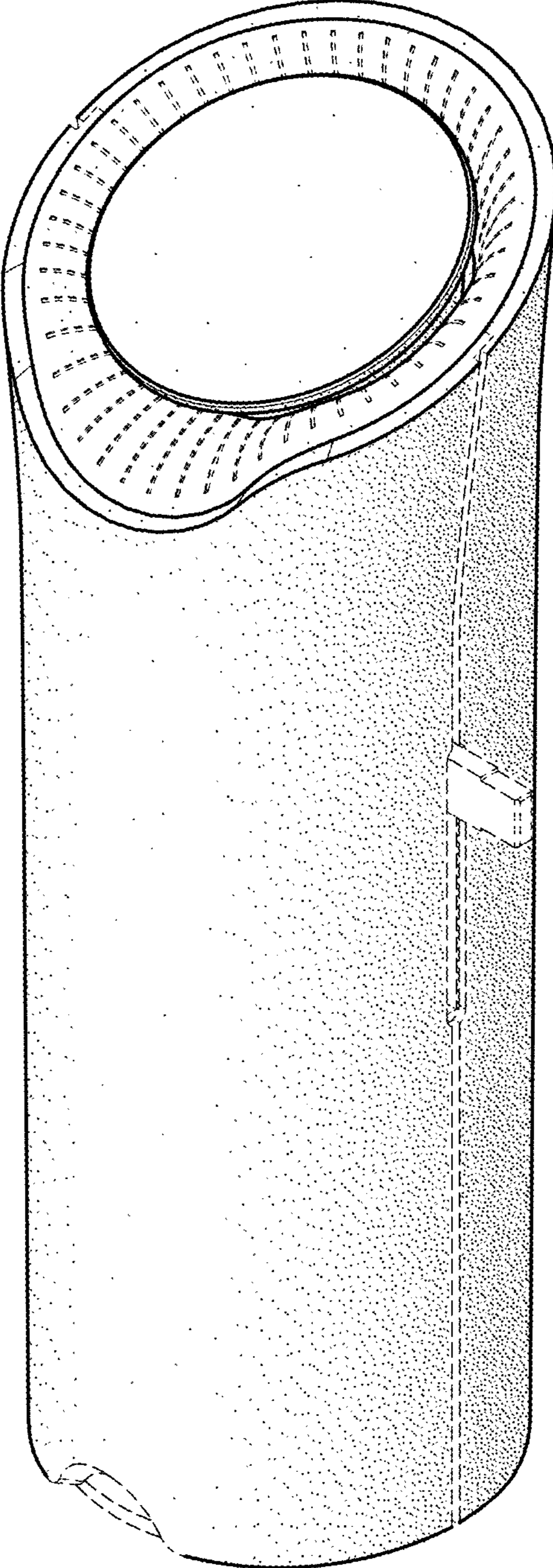


FIG. 1




FIG. 2




FIG. 3

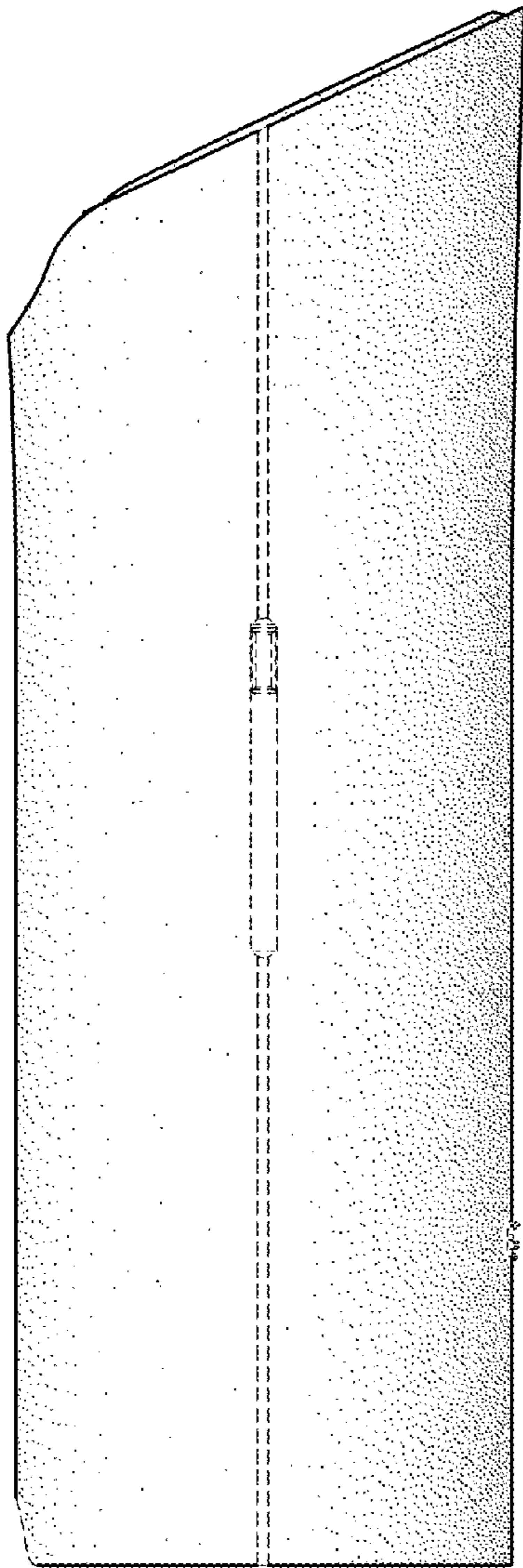


FIG. 4




FIG. 5

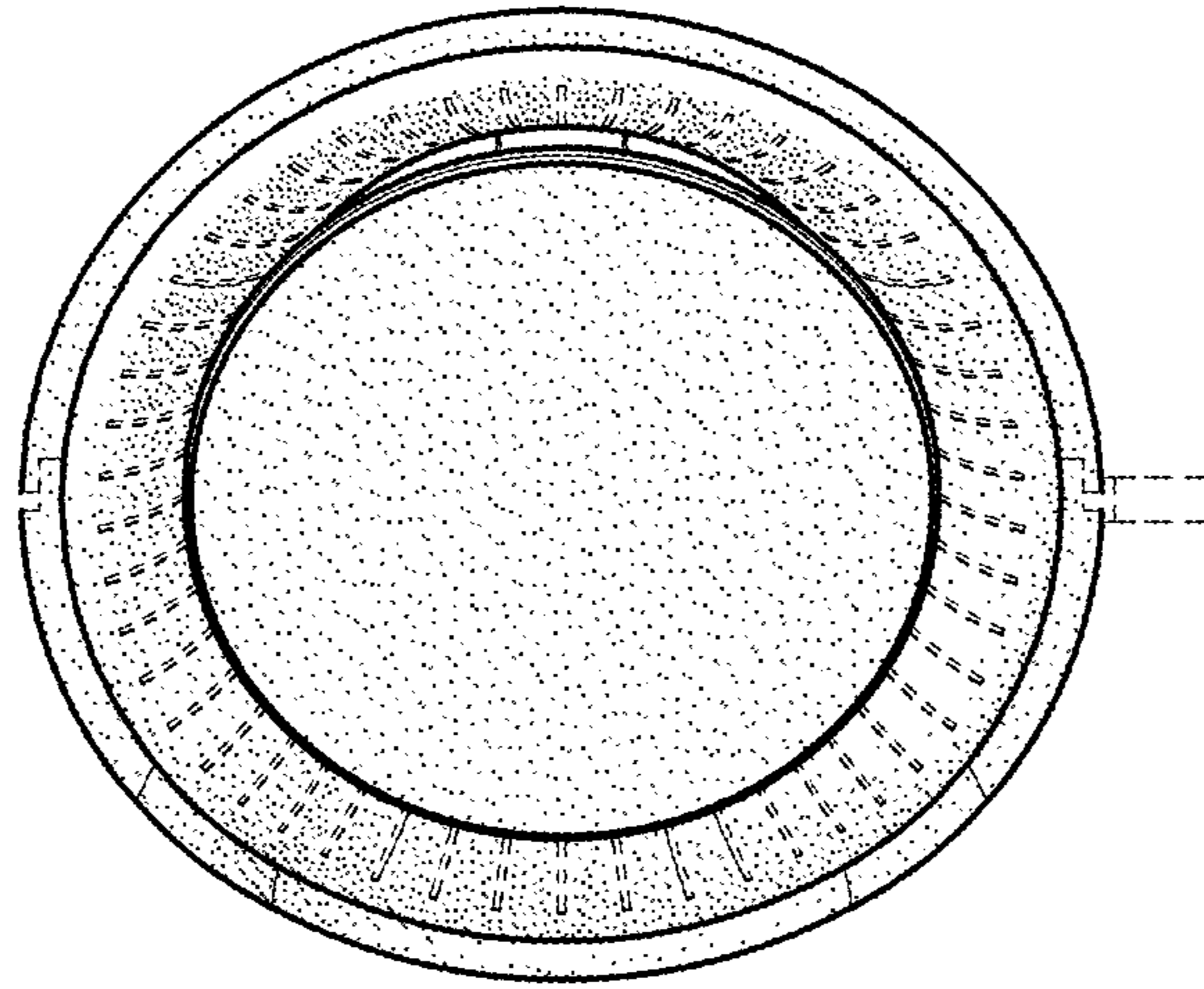


FIG. 6

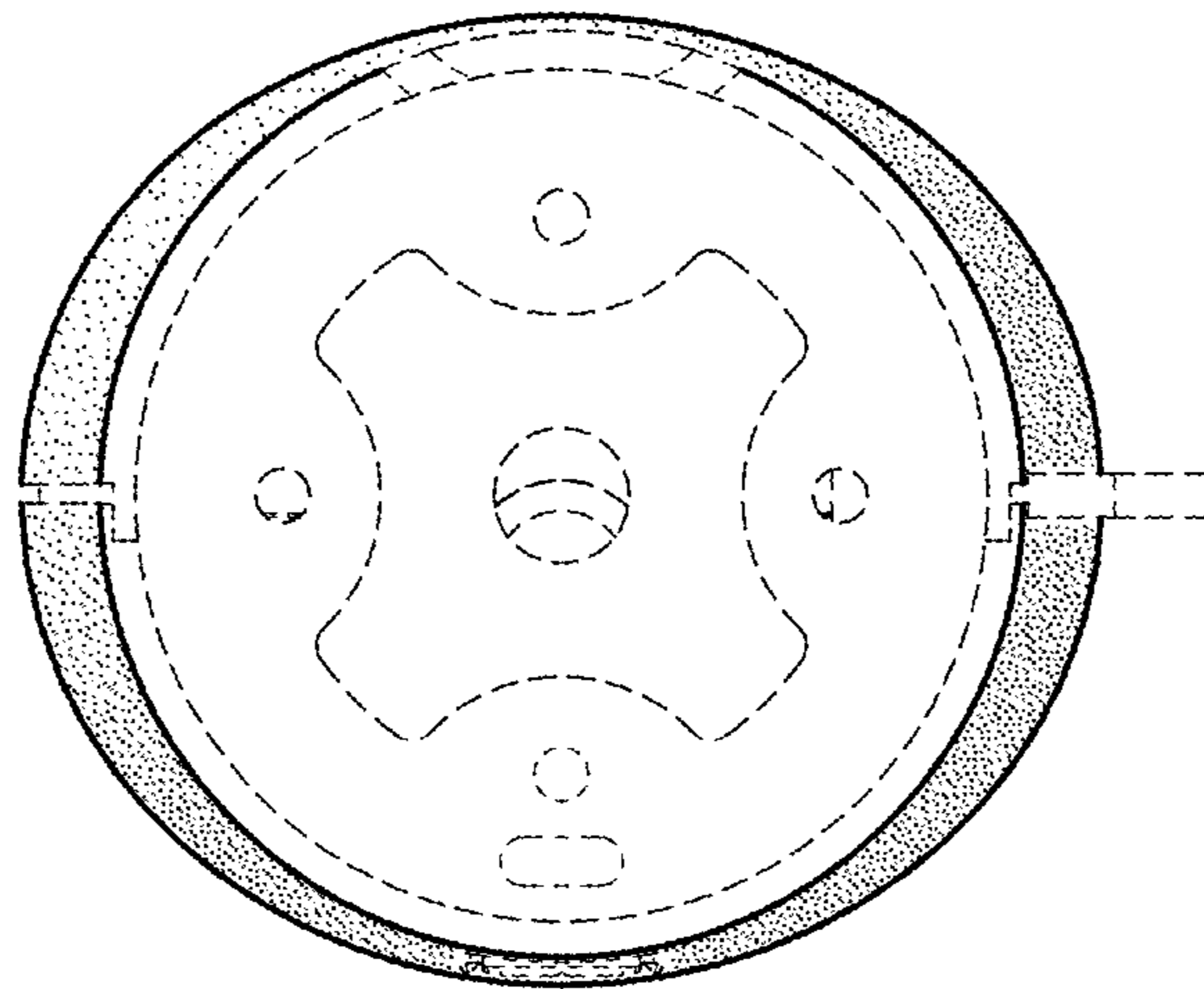


FIG. 7