



US00D716431S

(12) **United States Design Patent**  
**Carter et al.**

(10) **Patent No.:** **US D716,431 S**  
(45) **Date of Patent:** **\*\* Oct. 28, 2014**

(54) **AIR FILTER WITH FOUR CIRCULARLY-SHAPED FILTER CONES**  
(71) Applicant: **S&B Filters Inc.**, Fontana, CA (US)  
(72) Inventors: **Berry Carter**, Fontana, CA (US); **James Matsuda**, Fontana, CA (US)  
(73) Assignee: **S & B Filters, Inc.**, Fontana, CA (US)  
(\*\*) Term: **14 Years**

6,755,881	B2	6/2004	Ruehle	
D494,329	S *	8/2004	Thur et al.	D32/30
6,833,023	B1	12/2004	Vandenberghe et al.	
D519,186	S *	4/2006	Oranski et al.	D23/209
7,214,311	B2 *	5/2007	Aberle et al.	210/136
7,645,329	B2 *	1/2010	Niakan et al.	55/505
D642,593	S *	8/2011	Finnie	D15/5
D667,099	S *	9/2012	Williams et al.	D23/365
D690,408	S *	9/2013	Williams et al.	D23/365
D697,191	S *	1/2014	Williams et al.	D23/365
2006/0260469	A1 *	11/2006	Miyagishima et al.	95/273

(21) Appl. No.: **29/465,042**  
(22) Filed: **Aug. 23, 2013**  
(51) **LOC (10) Cl.** ..... **23-04**  
(52) **U.S. Cl.**  
USPC ..... **D23/365**  
(58) **Field of Classification Search**  
USPC ..... D23/365, 209, 363, 358, 386, 354, 341, D23/364; 55/385.3, 502, 497, 506, 505, 55/521, 495, 422, 493, DIG. 30, 336, 337, 55/498, 484, 485; 210/435, 130, 136, 248, 210/339, 448, 452, 497.1; 454/155, 156, 454/158; 95/268, 286, 287; D32/31; D15/5  
See application file for complete search history.

**OTHER PUBLICATIONS**

Design U.S. Appl. No. 29/465,039, filed Aug. 23, 2013, for a Squarely-Shaped Air Filter Cones, First named inventor Berry Carter, Assigned to S&B Filters, Inc.  
Design U.S. Appl. No. 29/465,037, filed Aug. 23, 2013, for a Elliptically-Shaped Air Filter Cones, First named inventor Berry Carter, Assigned to S&B Filters, Inc.

\* cited by examiner

*Primary Examiner* — David Muller  
(74) *Attorney, Agent, or Firm* — Stetina Brunda Garred & Brucker; Lowell Anderson

(57) **CLAIM**  
The ornamental design for an air filter with four circularly-shaped filter cones, as shown and described.

(56) **References Cited**

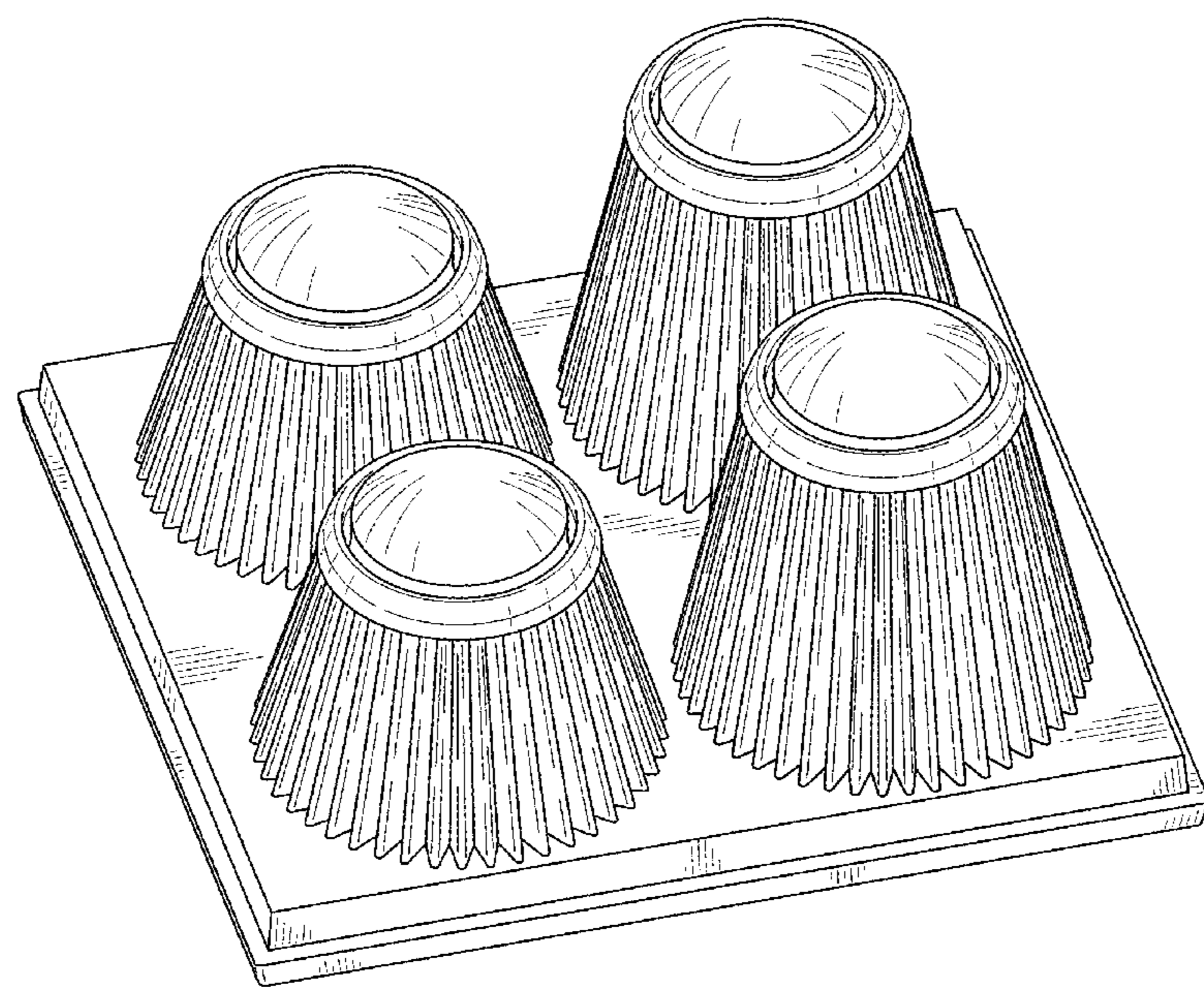
U.S. PATENT DOCUMENTS

4,289,510	A *	9/1981	Herndon, Jr.	55/498
5,549,085	A	8/1996	Endrigo	
D398,368	S *	9/1998	Schroer	D23/209
D401,684	S *	11/1998	Shelton et al.	D23/365
D406,314	S *	3/1999	Denkewicz et al.	D23/209
D407,462	S *	3/1999	Bishop et al.	D23/209
D418,592	S *	1/2000	DePietro et al.	D23/364
6,692,639	B1	2/2004	Spearman et al.	

**DESCRIPTION**

FIG. 1 is a perspective top view of an air filter with four circularly shaped filter cones, according to the invention.  
FIG. 2 is a side view of the present invention.  
FIG. 3 is a top view of the present invention.  
FIG. 4 is a bottom view of the present invention; and,  
FIG. 5 is a perspective bottom view of the present invention.

**1 Claim, 4 Drawing Sheets**






FIG. 1

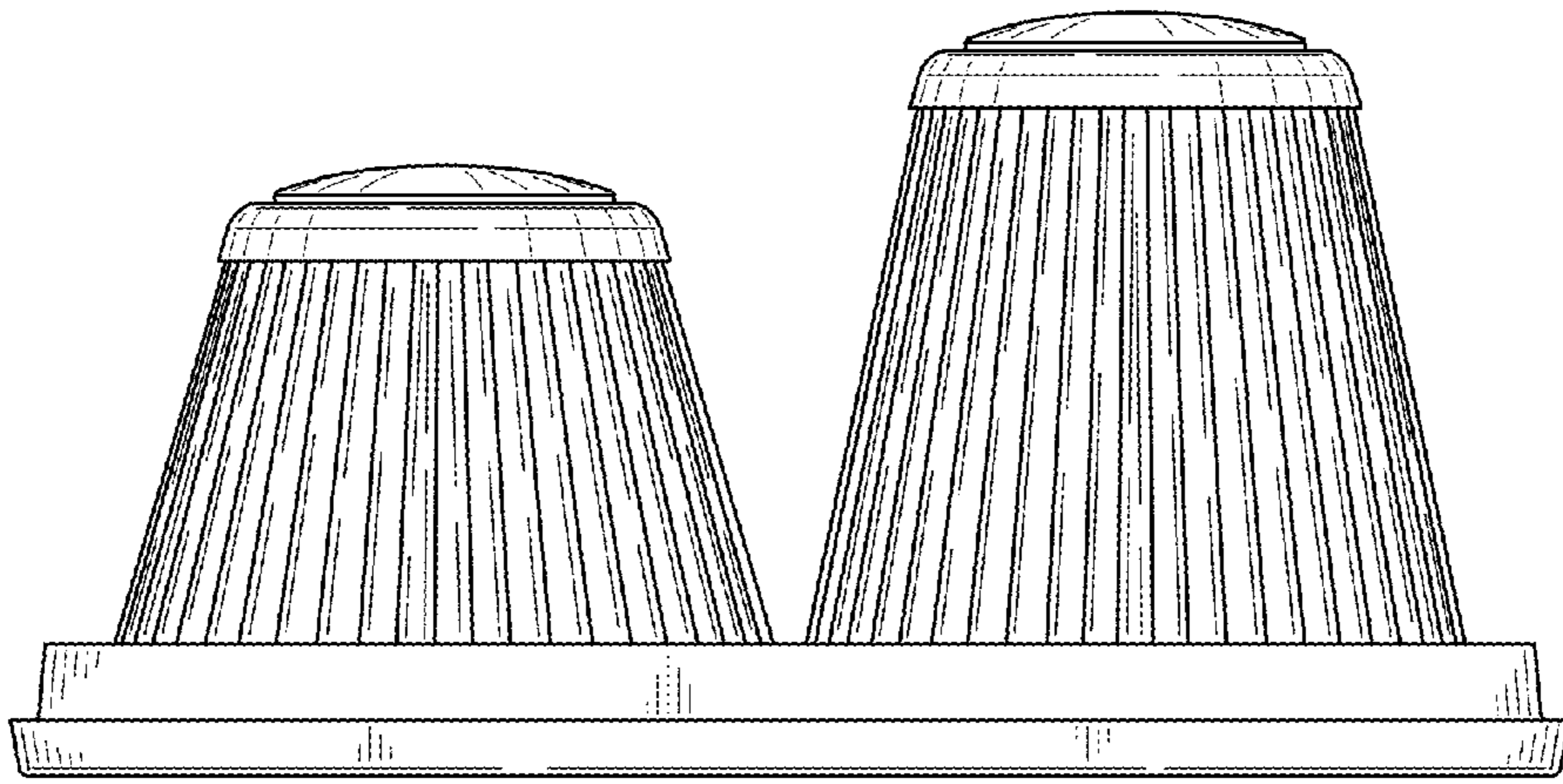


FIG. 2

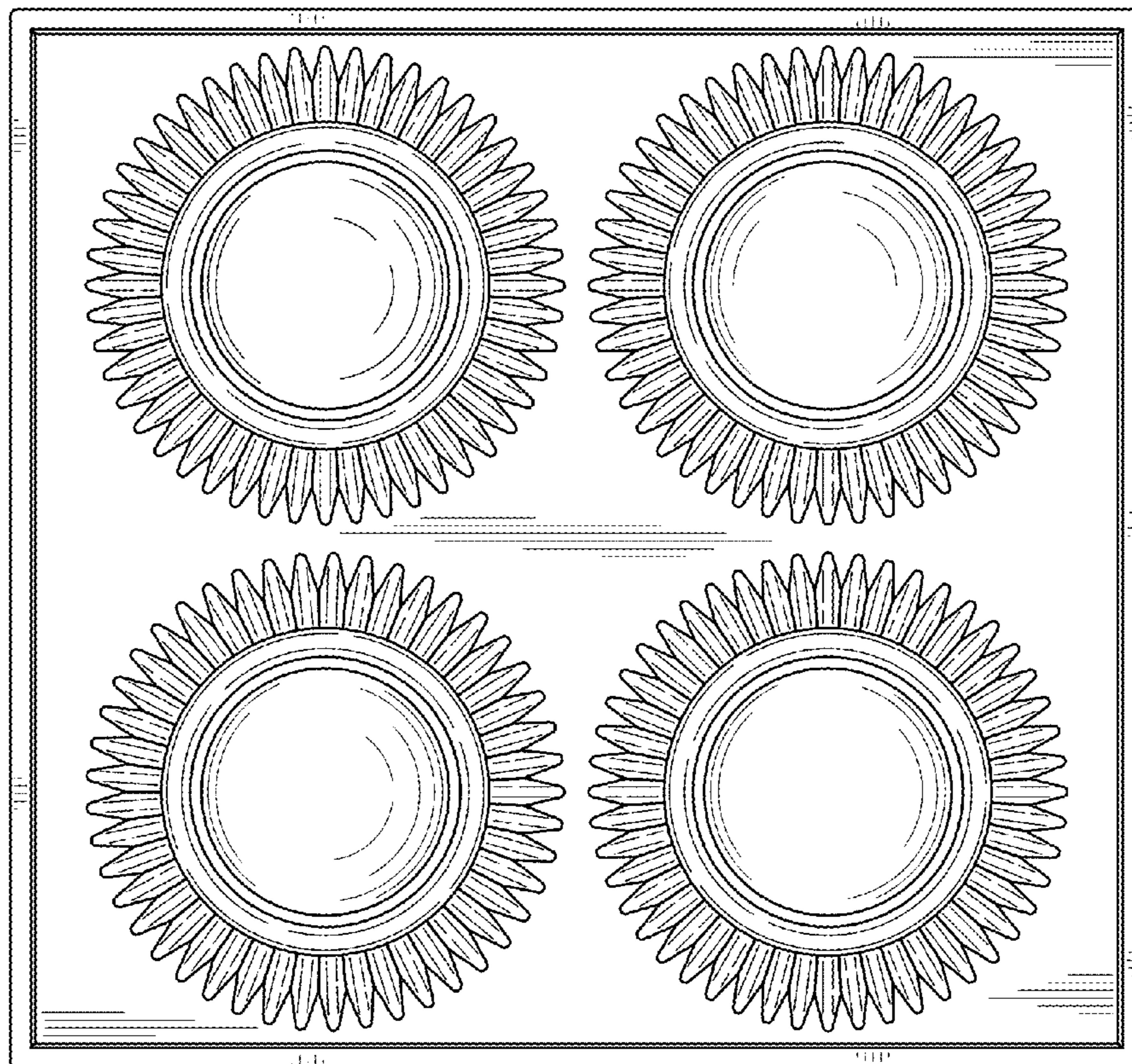


FIG. 3

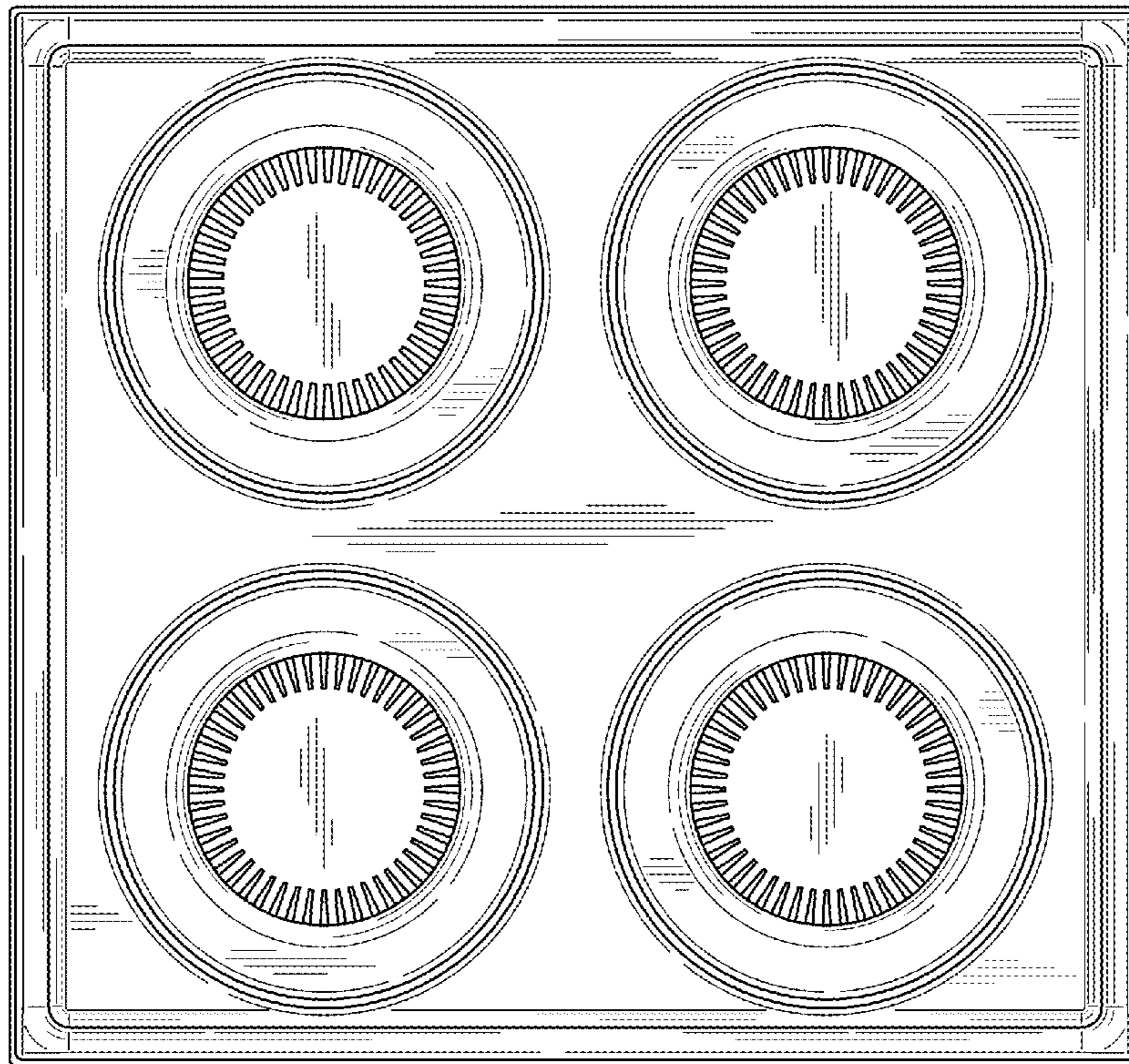


FIG. 4




FIG. 5