



US00D716416S

(12) **United States Design Patent**
Brown et al.

(10) **Patent No.:** **US D716,416 S**
(45) **Date of Patent:** **** Oct. 28, 2014**

(54) **ILLUMINATED VALVE POSITION INDICATOR**

(71) Applicants: **Craig Brown**, Houston, TX (US); **James F. Schmidt, Jr.**, Houston, TX (US)

(72) Inventors: **Craig Brown**, Houston, TX (US); **James F. Schmidt, Jr.**, Houston, TX (US)

(73) Assignee: **Bray International, Inc.**, Houston, TX (US)

(**) Term: **14 Years**

(21) Appl. No.: **29/467,357**

(22) Filed: **Sep. 18, 2013**

(51) **LOC (10) Cl.** **23-01**

(52) **U.S. Cl.**
USPC **D23/245**

(58) **Field of Classification Search**
CPC F16K 37/00; E03C 1/042; E03C 1/021;
E03B 9/025; F16L 5/00
USPC D23/233–237, 244–249, 225, 202–205;
137/360, 801; 251/129.01
See application file for complete search history.

(56) **References Cited**

U.S. PATENT DOCUMENTS

D191,294	S	*	9/1961	Charnota	D23/246
4,297,966	A		11/1981	Lieberman		
4,411,288	A		10/1983	Gain, Jr.		
4,545,406	A		10/1985	King		
4,625,758	A		12/1986	Murray		
4,635,901	A		1/1987	Pond		
D309,175	S	*	7/1990	Hastings et al.	D23/245
5,082,015	A		1/1992	Baker		
5,137,052	A		8/1992	Baumgart		
5,223,822	A		6/1993	Stommes		
D353,188	S	*	12/1994	Jackson et al.	D23/245
5,469,805	A		11/1995	Gibbs		
5,957,158	A		9/1999	Volz		

(Continued)

OTHER PUBLICATIONS

Bray International, Inc., R4 Red Round Rotary Reliable Electric Actuator, Dec. 31, 1996, 12 pages, Bray International, Inc., Houston, Texas, United States.

(Continued)

Primary Examiner — Cynthia Ramirez

(74) *Attorney, Agent, or Firm* — Mark A. Oathout; Oathout Law Firm

(57) **CLAIM**

We claim the ornamental design for an illuminated valve position indicator, as shown and described.

DESCRIPTION

FIG. 1 is a perspective view from the front showing our design with the illuminated valve position indicator in the “OPEN” position.

FIG. 2 is a top view thereof showing our design with the illuminated valve position indicator in the “OPEN” position. FIG. 3 is an underside view thereof.

FIG. 4 is a left side view thereof showing our design with the illuminated valve position indicator in the “OPEN” position and the other side is a mirror image.

FIG. 5 is a front view thereof showing our design with the illuminated valve position indicator in the “OPEN” position and the other side is a mirror image.

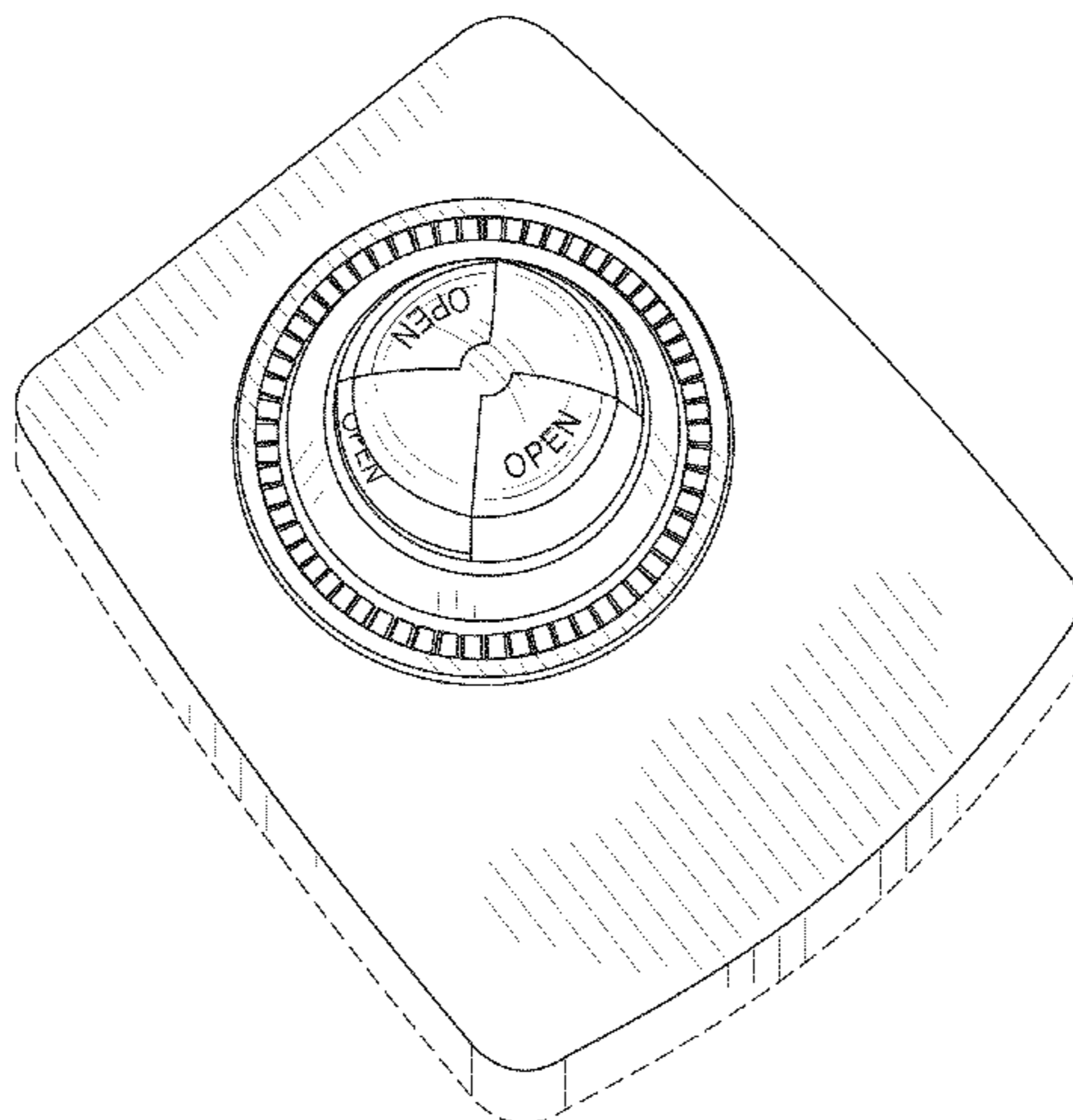
FIG. 6 is a perspective view from the front showing our design with the illuminated valve position indicator in the “CLOSED” position.

FIG. 7 is a top view thereof showing our design with the illuminated valve position indicator in the “CLOSED” position.

FIG. 8 is a left side view thereof showing our design with the illuminated valve position indicator in the “CLOSED” position and the other side is a mirror image; and,

FIG. 9 is a front view thereof showing our design with the illuminated valve position indicator in the “CLOSED” position and the other side is a mirror image.

1 Claim, 7 Drawing Sheets



(56)

References Cited

U.S. PATENT DOCUMENTS

6,044,791 A 4/2000 LaMarca
6,079,441 A 6/2000 Miller
6,145,537 A 11/2000 McCutcheon
6,655,316 B2 12/2003 Kerger
6,742,541 B2 6/2004 Pimouguet
6,920,896 B2 7/2005 Kerger
7,448,259 B2 11/2008 Cole
7,549,440 B1 6/2009 Campbell
D600,780 S * 9/2009 Shishido D23/233
D619,681 S * 7/2010 Reimann et al. D23/233
D620,556 S * 7/2010 Hillhouse et al. D23/235
7,819,133 B2 10/2010 Minervini
8,272,281 B2 9/2012 McCarty
D669,865 S * 10/2012 Gilbert et al. D13/162

8,424,563 B2 4/2013 Haller
8,550,115 B2 * 10/2013 Emanuel et al. 137/556.6
D706,394 S * 6/2014 Evans et al. D23/233

OTHER PUBLICATIONS

Bray International, Inc., Automator VRC Positioner Series, Dec. 31, 2001, 4 pages, Bray International, Inc., Houston, Texas, United States.

Bray International, Inc., Valve Position Monitors, NEMA 4, 4X, & NEMA 7, 9, Dec. 31, 2001, 2 pages, Bray International, Inc., Houston, Texas, United States.

Crane Chempharma Flow Solutions, Saunders® I-VUE Intelligent Sensing Technology, Dec. 31, 2012, 8 pages, Crane ChemPharma Flow Solutions®, Cincinnati, Ohio, United States.

* cited by examiner

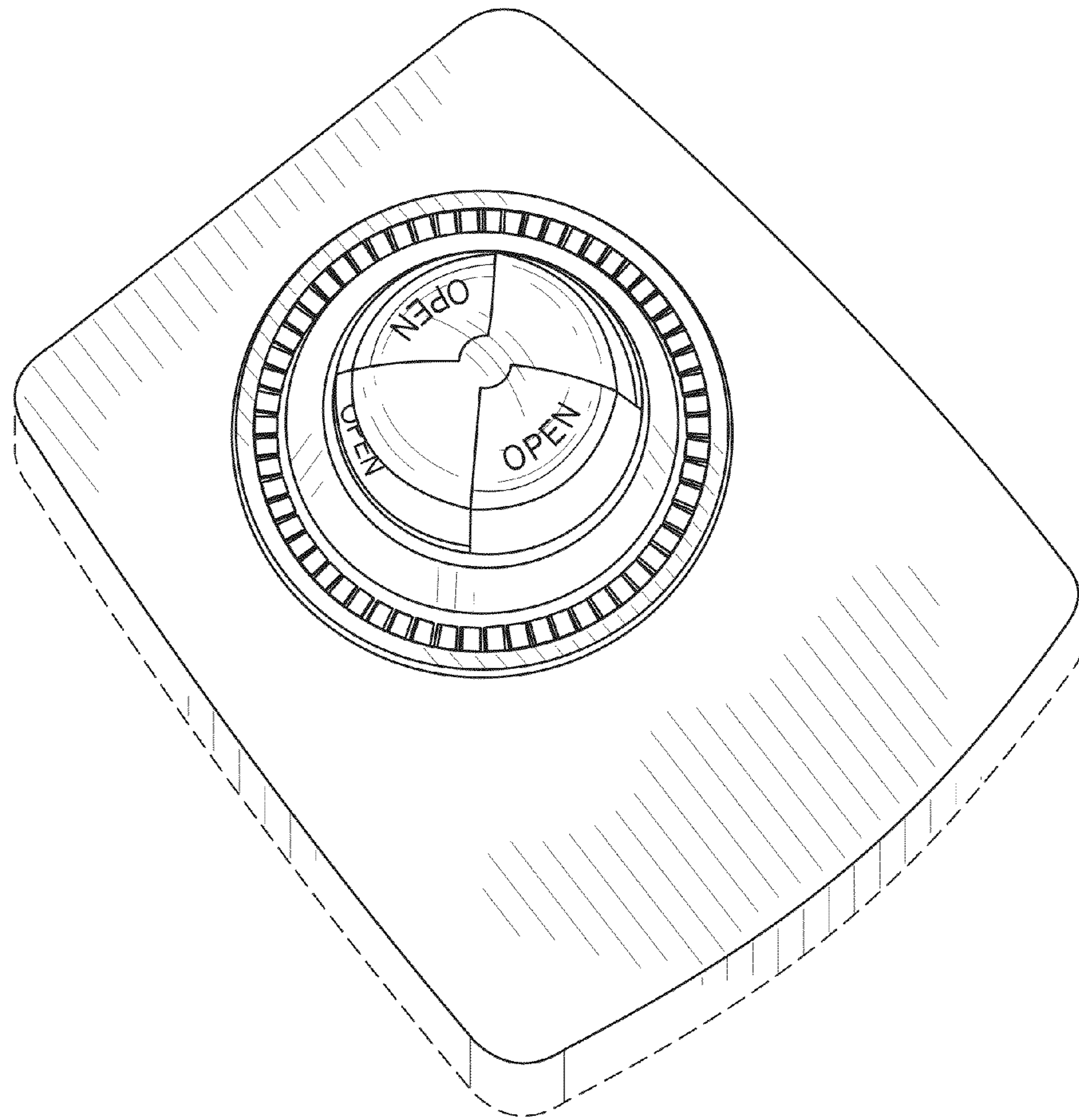


FIG. 1

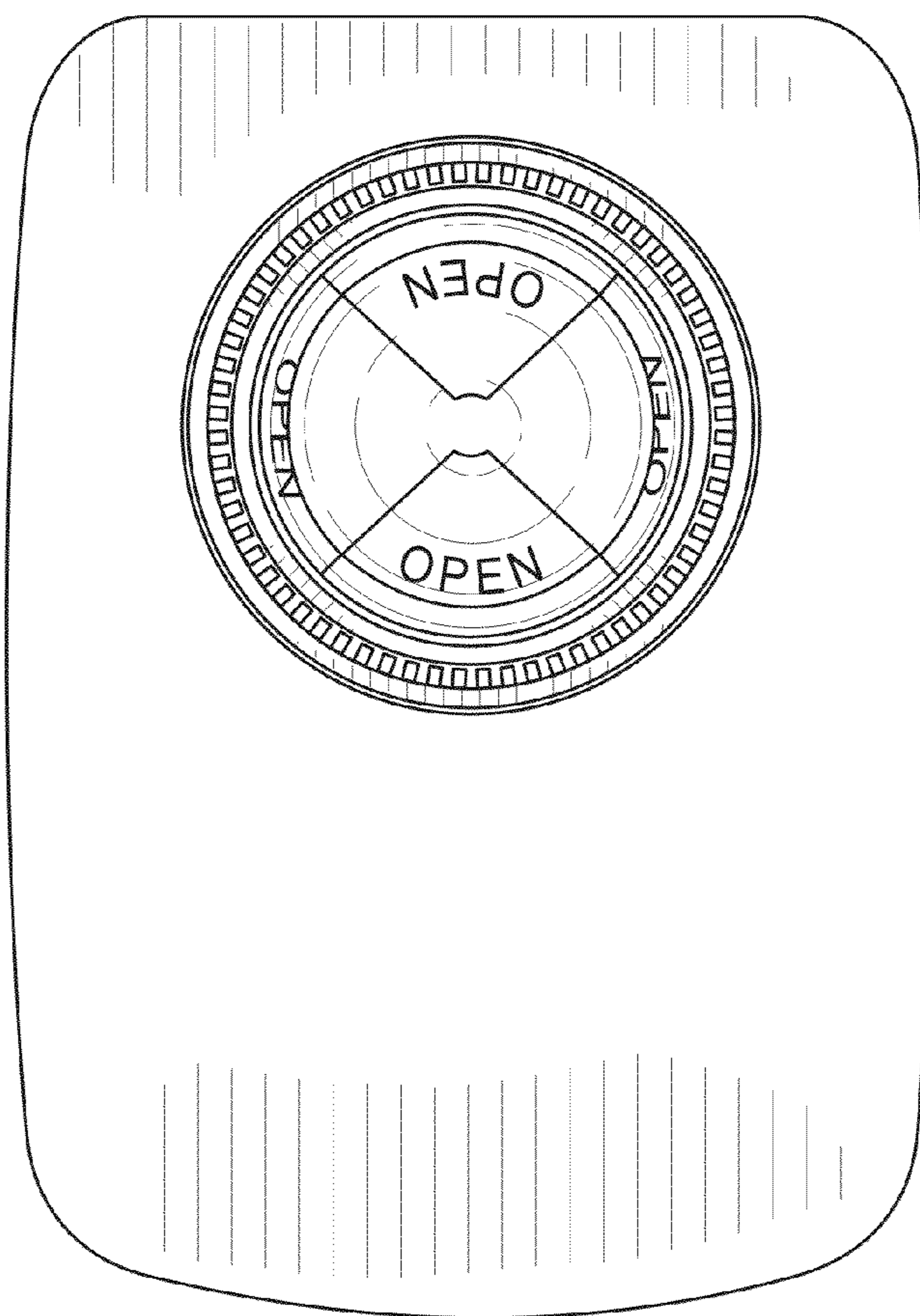


FIG. 2

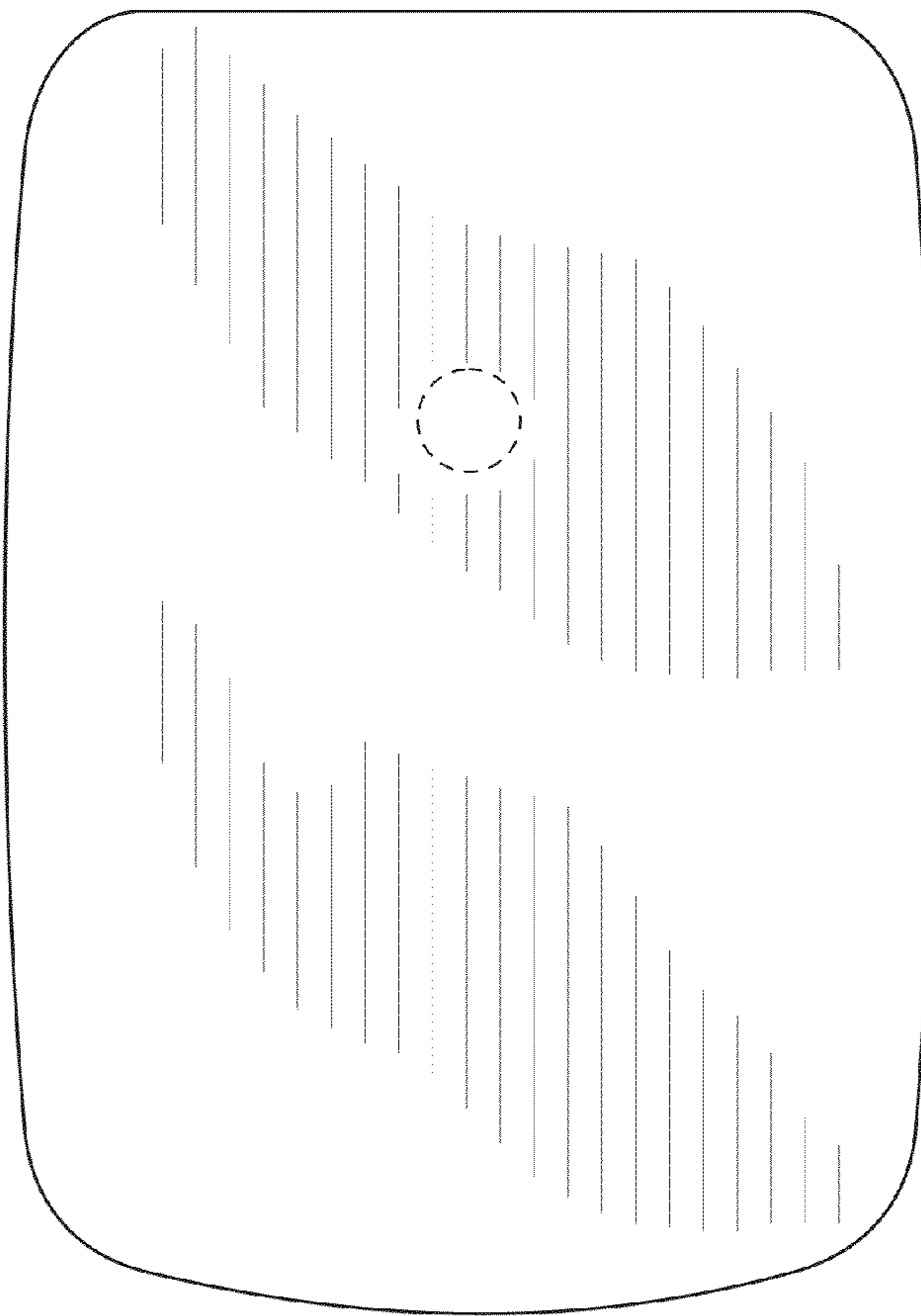


FIG. 3

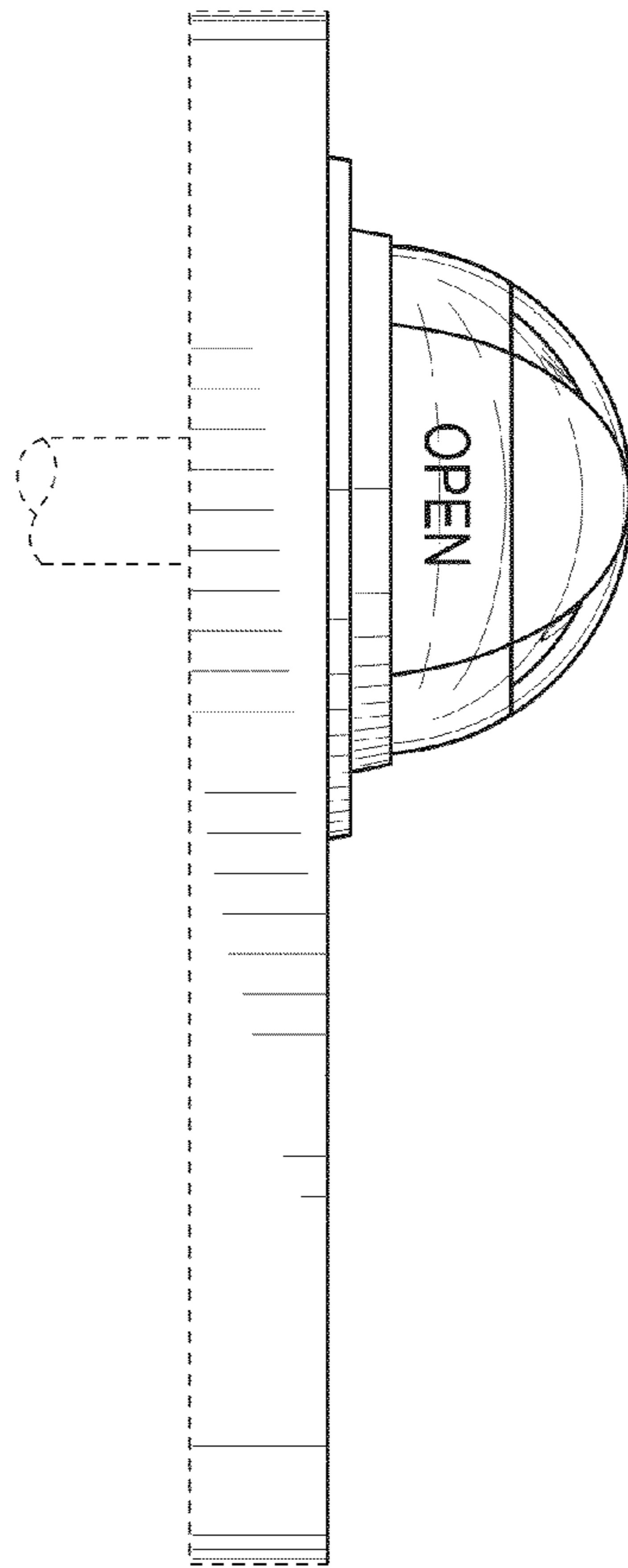


FIG. 4

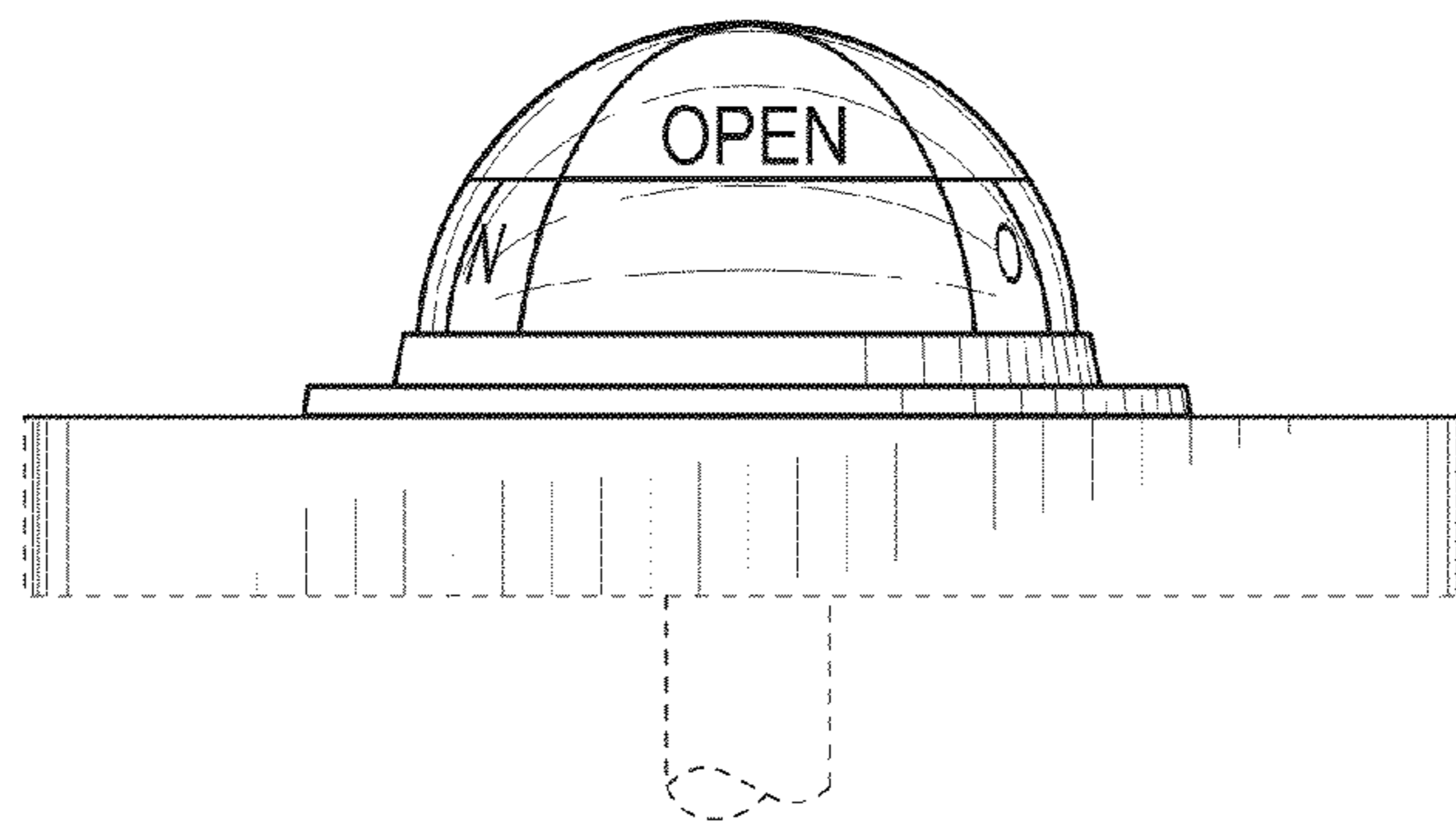


FIG. 5

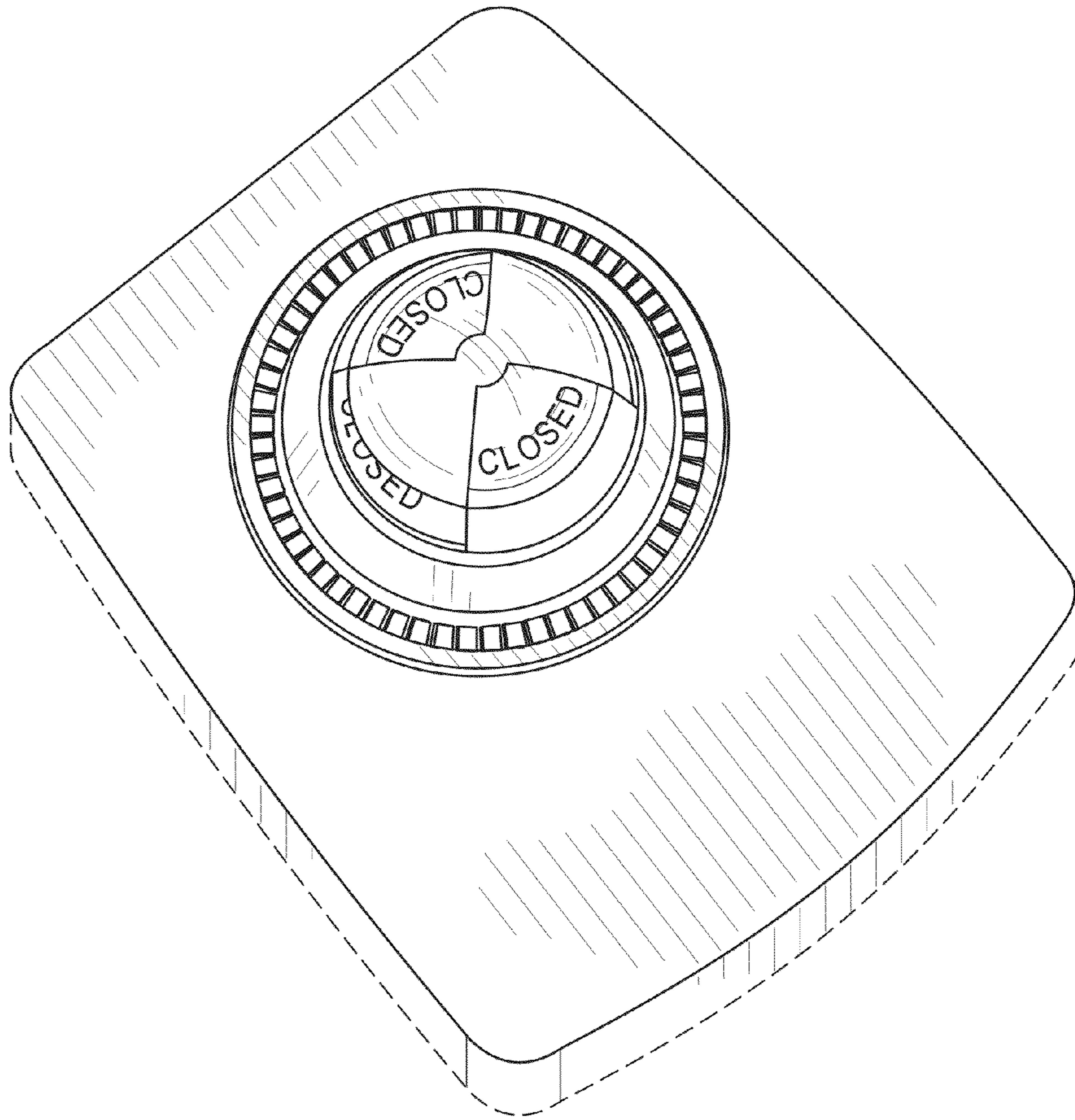


FIG. 6

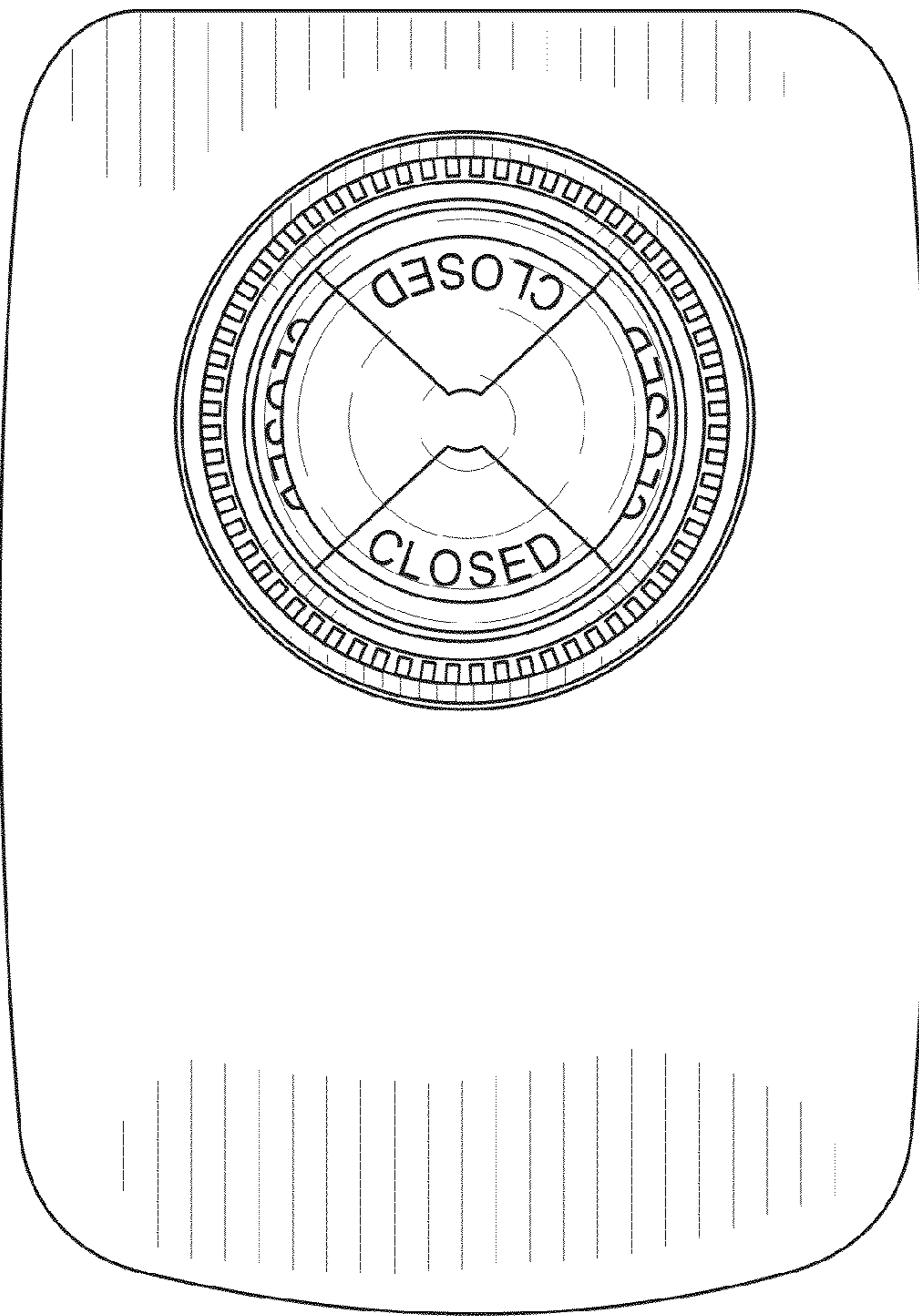


FIG. 7

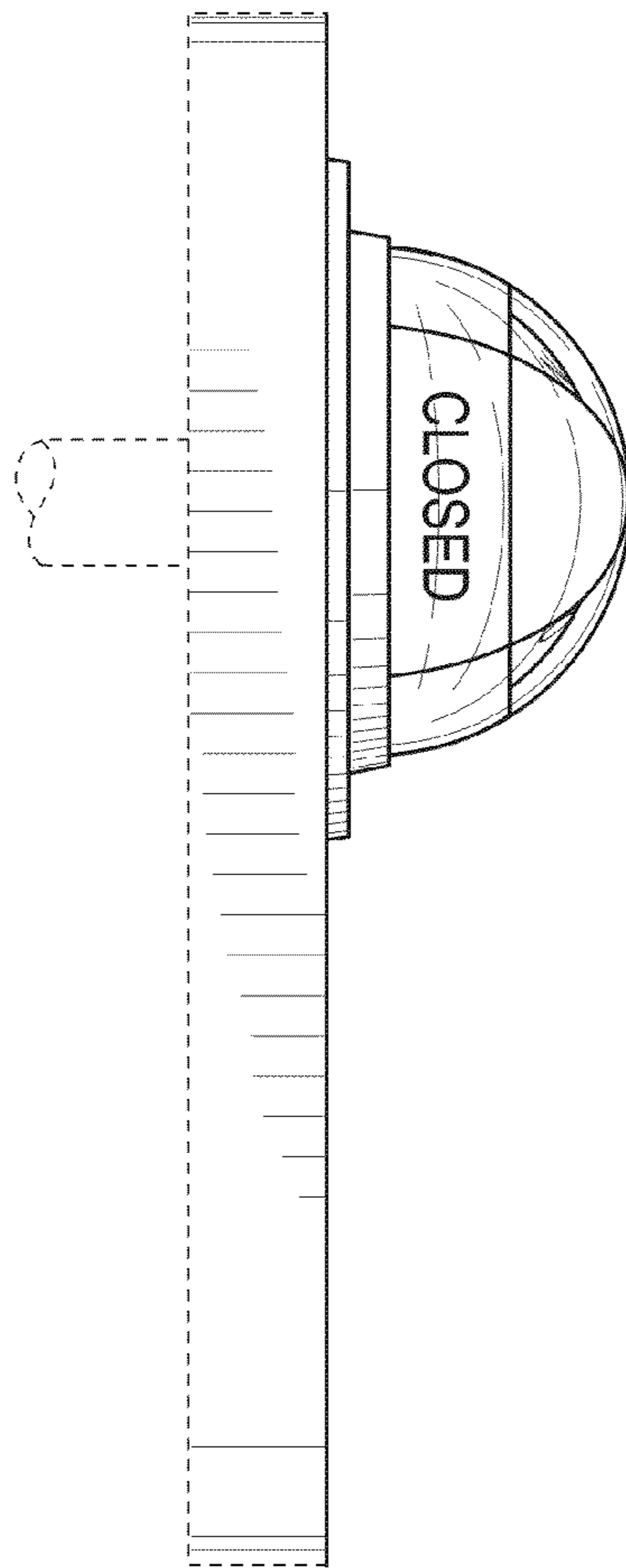


FIG. 8

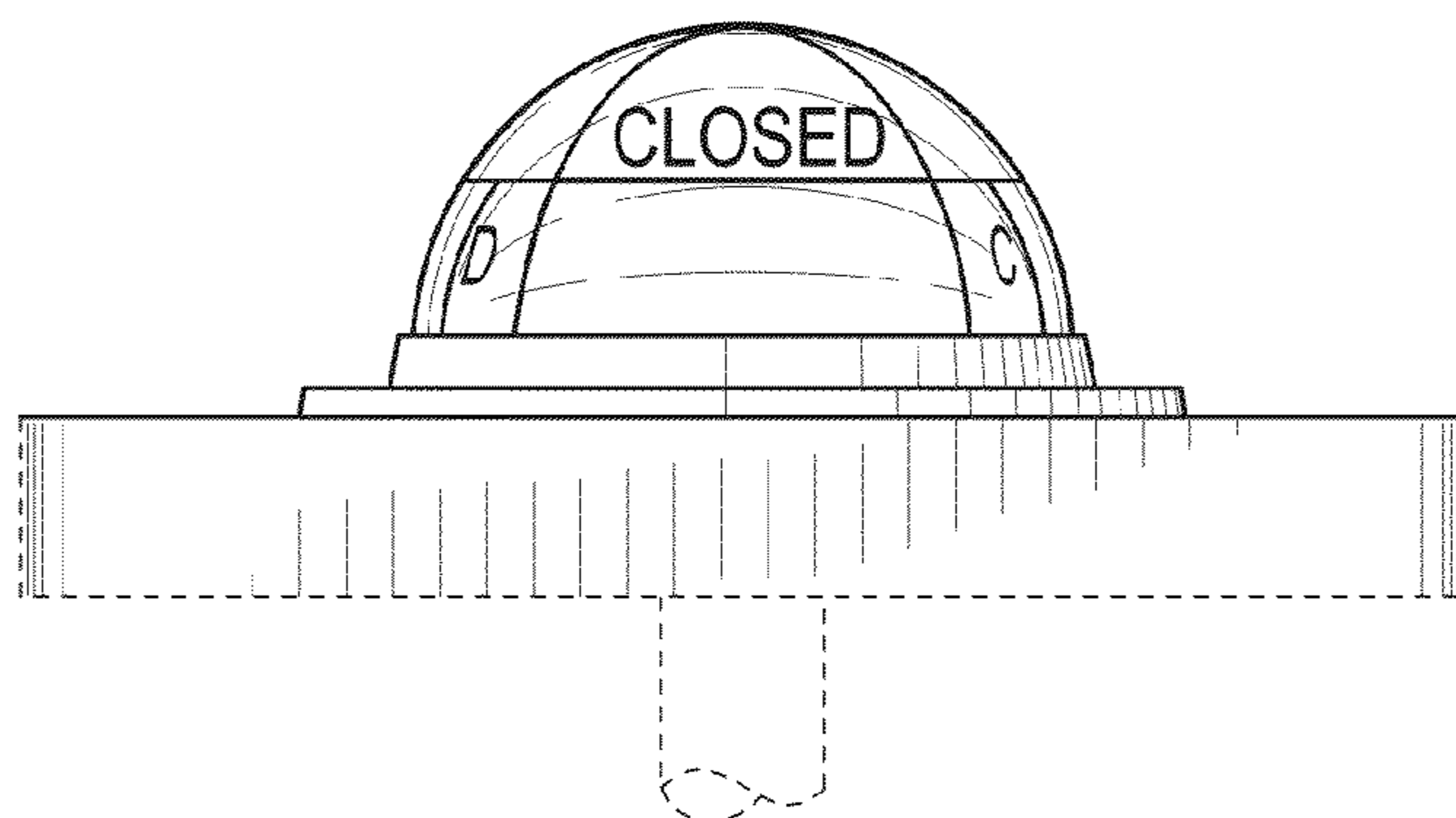


FIG. 9