



US00D716411S

(12) **United States Design Patent**  
**Ameis**

(10) **Patent No.:** **US D716,411 S**

(45) **Date of Patent:** **\*\* \*Oct. 28, 2014**

- (54) **KNIFE**
- (71) Applicant: **The Ontario Knife Company,**  
Franklinville, NY (US)
- (72) Inventor: **Sharon Ameis,** Arcade, NY (US)
- (73) Assignee: **The Ontario Knife Company,**  
Franklinville, NY (US)
- (\*) Notice: This patent is subject to a terminal disclaimer.
- (\*\*) Term: **14 Years**
- (21) Appl. No.: **29/443,269**
- (22) Filed: **Jan. 15, 2013**
- (51) **LOC (10) Cl.** ..... **22-02**
- (52) **U.S. Cl.**  
USPC ..... **D22/118**
- (58) **Field of Classification Search**  
USPC ..... D8/7, 12, 19, 20, 95, 97-100, 105, 107;  
D22/118; D7/649, 650, 652; 7/118;  
30/155, 158-161, 346, 351-352,  
30/355-357  
See application file for complete search history.

- 7,774,940 B2 \* 8/2010 Frank ..... 30/161
- D636,051 S \* 4/2011 Freeman et al. .... D22/118
- D636,052 S \* 4/2011 Freeman et al. .... D22/118
- D636,053 S \* 4/2011 Freeman et al. .... D22/118
- D638,904 S \* 5/2011 Freeman et al. .... D22/118
- D639,632 S \* 6/2011 Freeman et al. .... D8/99
- D661,367 S \* 6/2012 Seeds et al. .... D22/118

**OTHER PUBLICATIONS**

Ontario® SG2 2" Strike Fighter Fixed Blade. <http://www.smkw.com/webapp/eCommerce/products/Ontario+Knife+Co./Ontario%C2%AE...> Aug. 9, 2013.\*

\* cited by examiner

*Primary Examiner* — Philip S Hyder

*Assistant Examiner* — Roselynn Cody

(74) *Attorney, Agent, or Firm* — Woods Oviatt Gilman LLP;  
Katherine H. McGuire, Esq.

(57) **CLAIM**

The knife, as shown and described.

**DESCRIPTION**

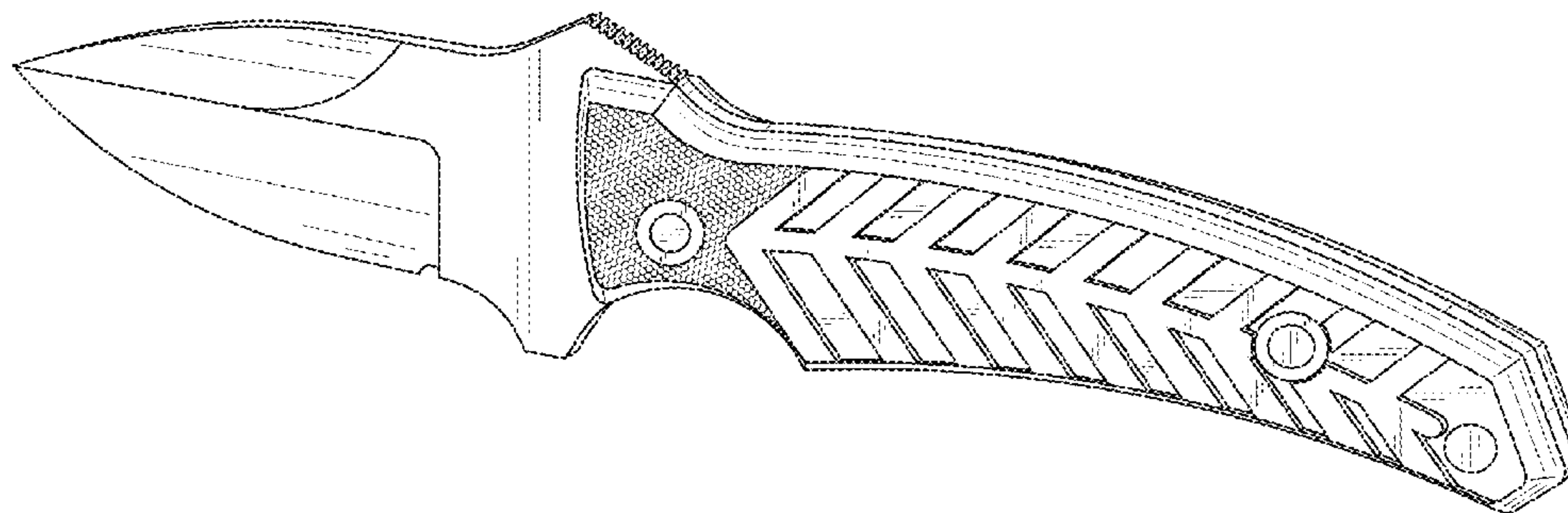
FIG. 1 is a right side perspective view of a knife in accordance with the present invention;  
FIG. 2 is a right side elevational view thereof;  
FIG. 3 is a left side elevational thereof;  
FIG. 4 is a front elevational view thereof as when looking left to right in FIG. 2;  
FIG. 5 is a rear elevational view thereof as when looking right to left in FIG. 2;  
FIG. 6 is a top plan view thereof; and,  
FIG. 7 is a bottom plan view thereof.

**1 Claim, 5 Drawing Sheets**

(56) **References Cited**

**U.S. PATENT DOCUMENTS**

- D289,368 S \* 4/1987 Mann ..... D8/99
- D373,521 S \* 9/1996 Applegate et al. .... D8/99
- D379,294 S \* 5/1997 Lum ..... D8/99
- D422,477 S \* 4/2000 Elishewitz ..... D8/99
- D427,043 S \* 6/2000 Cheng ..... D8/99
- 6,848,184 B2 \* 2/2005 Cheng ..... 30/155
- D561,554 S \* 2/2008 Taylor ..... D8/99



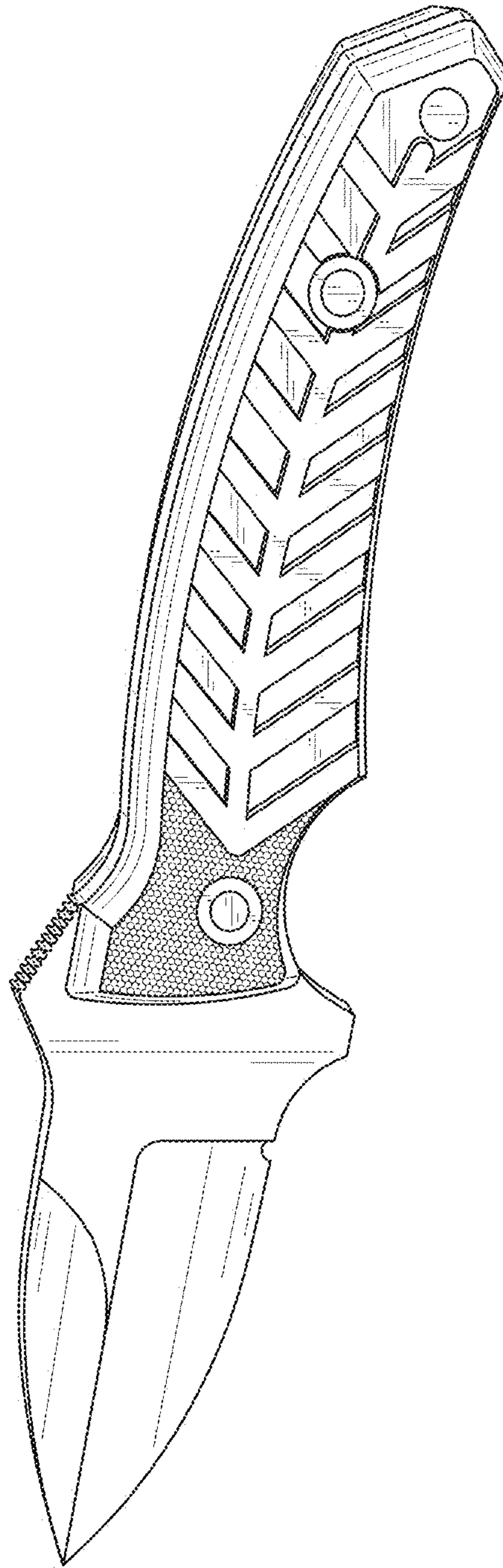


FIG. 1

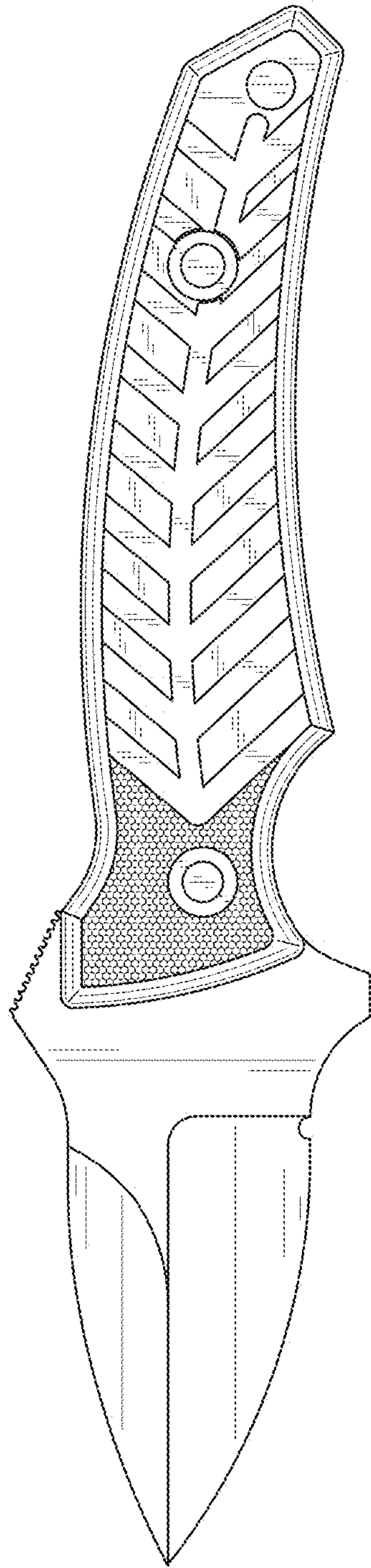


FIG. 2

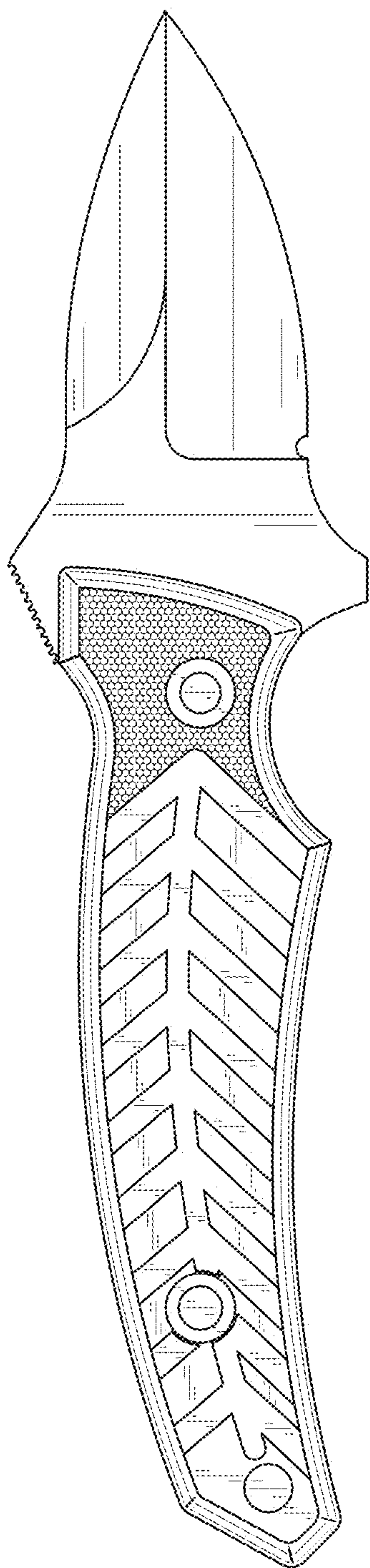


FIG. 3

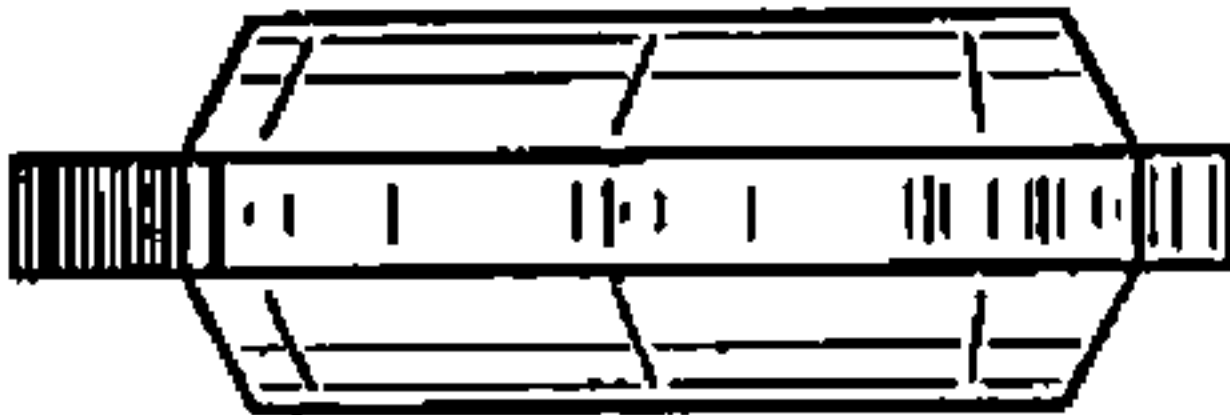


FIG. 5

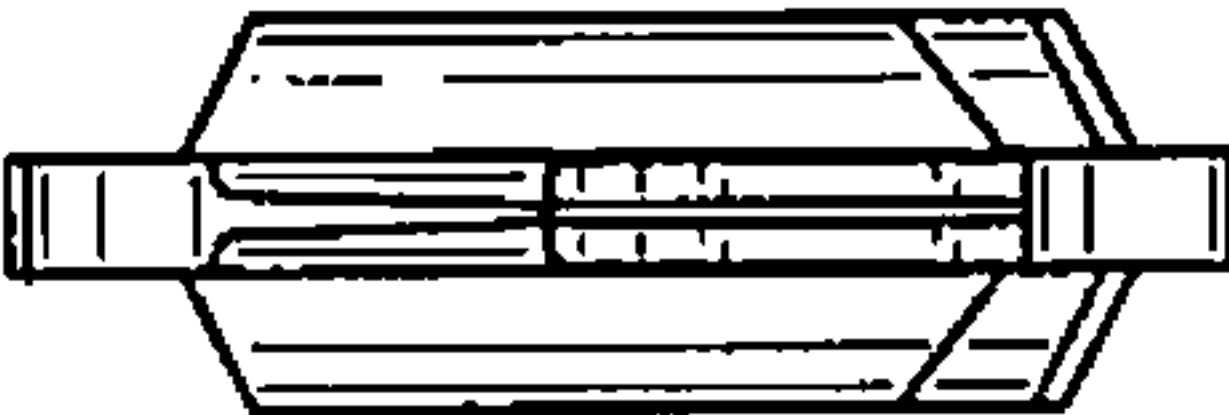


FIG. 4






FIG. 6

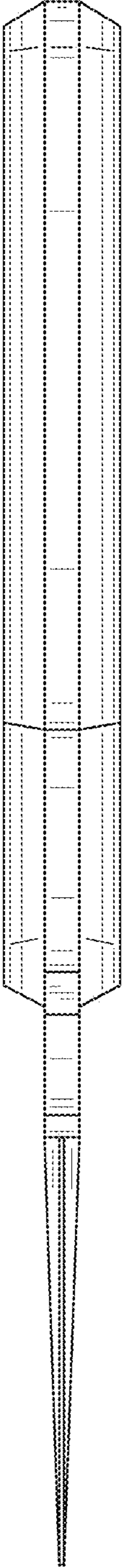


FIG. 7