



US00D716405S

(12) **United States Design Patent**
Storey

(10) **Patent No.:** **US D716,405 S**

(45) **Date of Patent:** **** Oct. 28, 2014**

(54) **FIREARM GRIP**

(71) Applicant: **Brian Storey**, Redding, CT (US)

(72) Inventor: **Brian Storey**, Redding, CT (US)

(73) Assignee: **Brian Storey**, Redding, CT (US)

(**) Term: **14 Years**

(21) Appl. No.: **29/452,261**

(22) Filed: **Apr. 15, 2013**

(51) **LOC (10) Cl.** **22-01**

(52) **U.S. Cl.**
USPC **D22/108**

(58) **Field of Classification Search**
USPC D22/103, 104, 108; D8/68;
42/71.01-74; 89/1.42
See application file for complete search history.

(56) **References Cited**

U.S. PATENT DOCUMENTS

2,139,691	A *	12/1938	Michal, Jr.	89/140
3,618,584	A *	11/1971	Pigeon	124/19
3,623,257	A *	11/1971	Ray	42/71.01
4,735,007	A	4/1988	Gal	
5,092,070	A *	3/1992	Perkins	42/71.02
D325,953	S *	5/1992	Vecchiarelli	D22/108
5,711,102	A	1/1998	Plaster et al.	
5,813,157	A	9/1998	Scott et al.	
D400,954	S	11/1998	Ealovega	
D410,988	S *	6/1999	Hines	D22/108
6,434,874	B1	8/2002	Hines	
D487,298	S	3/2004	Clare et al.	

7,200,966	B2	4/2007	Gooder	
7,493,718	B2 *	2/2009	Gorzen	42/74
D642,651	S	8/2011	Faifer	
7,992,336	B2	8/2011	Phillips	
D650,035	S	12/2011	Lindsay et al.	
8,276,306	B2	10/2012	Lickteig	
8,490,311	B2 *	7/2013	Hogue	42/71.01
8,590,201	B2 *	11/2013	Brixius	42/71.01
2004/0107621	A1 *	6/2004	Segalle	42/71.02
2008/0263829	A1	10/2008	Diasio	

OTHER PUBLICATIONS

Website: <http://www.bellandcarlson.com/product8.html>.

* cited by examiner

Primary Examiner — Michael A Pratt

(74) *Attorney, Agent, or Firm* — JoAnn Villamizar

(57) **CLAIM**

The ornamental design for a firearm grip, as shown and described.

DESCRIPTION

FIG. 1 is a front side view of the firearm grip, embodying the new design;

FIG. 2 is a side view of the firearm grip;

FIG. 3 is the top right side angle view thereof;

FIG. 4 is the top view thereof;

FIG. 5 is the bottom view thereof;

FIG. 6 is the front view thereof; and,

FIG. 7 is the back view thereof.

The broken lines in FIG. 1 are environment to only and form no part of the claimed design.

1 Claim, 3 Drawing Sheets

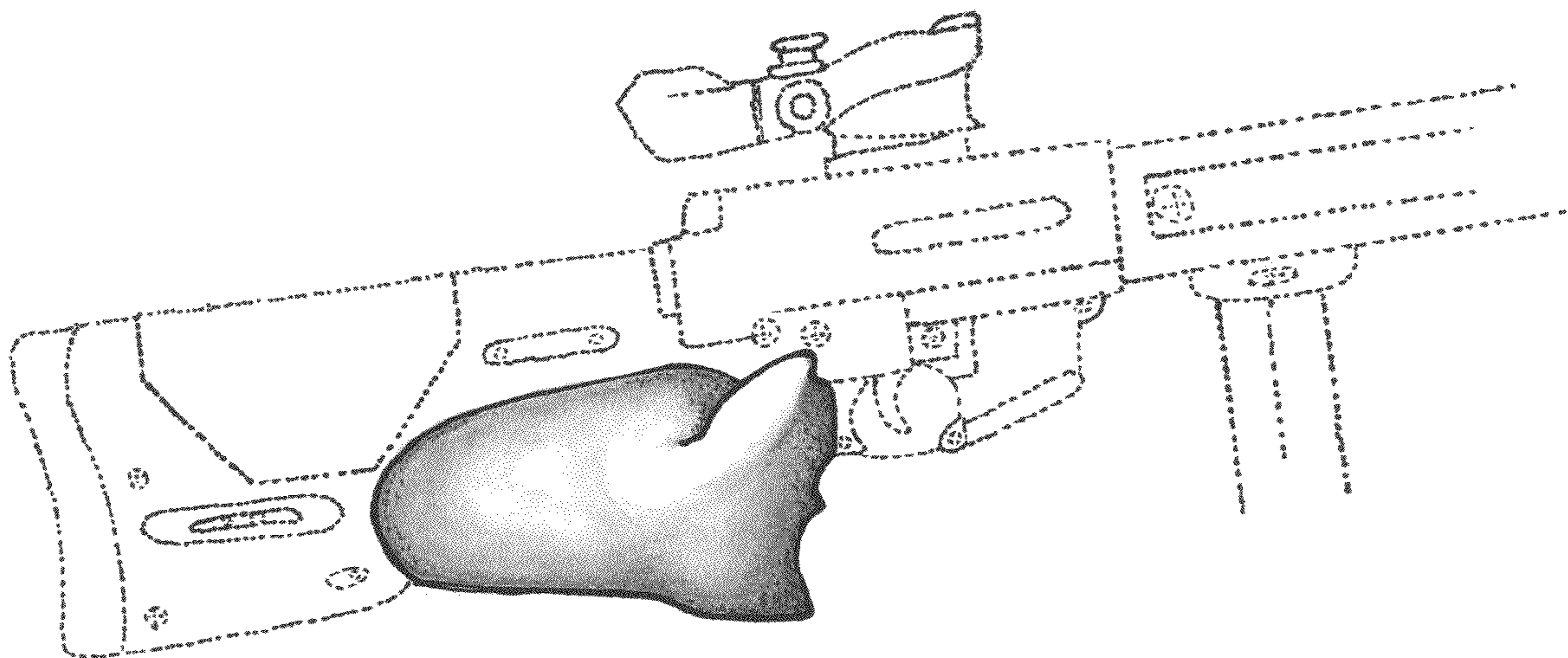


Fig. 1

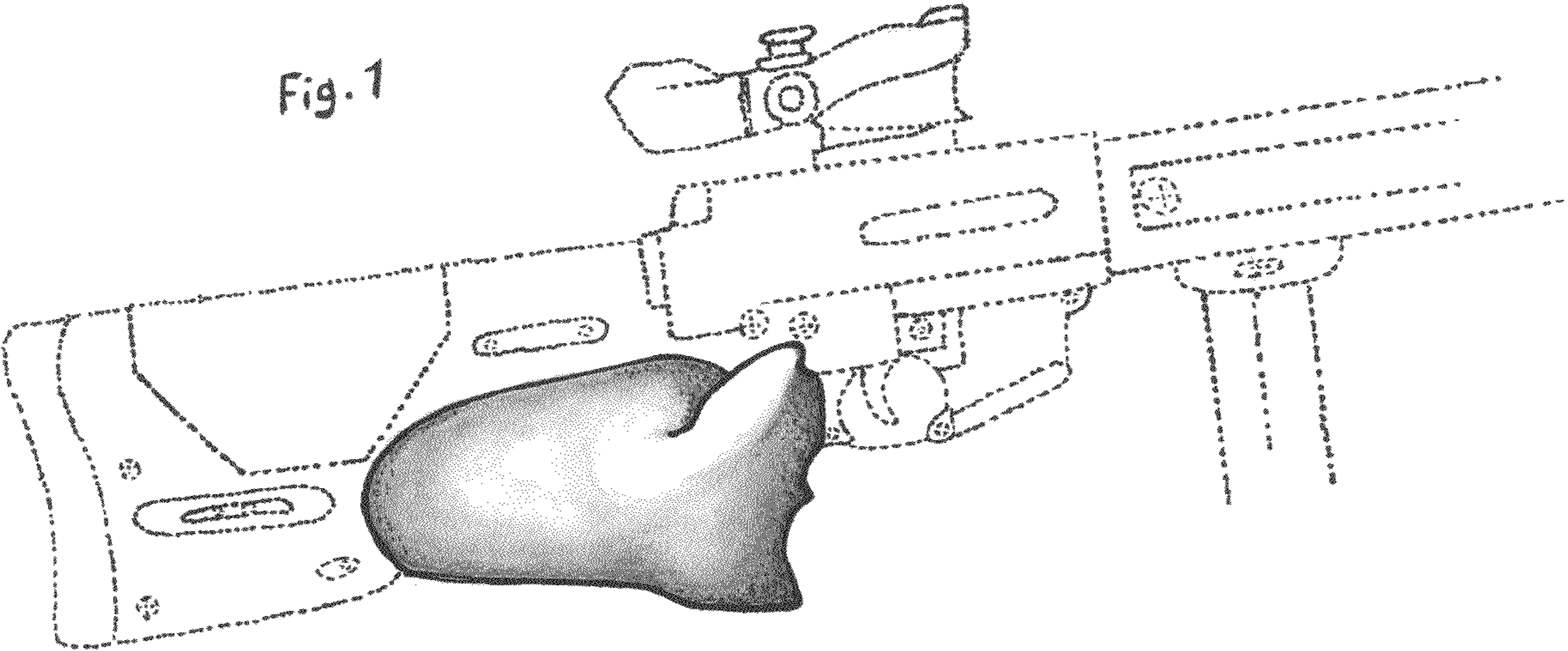


Fig. 2

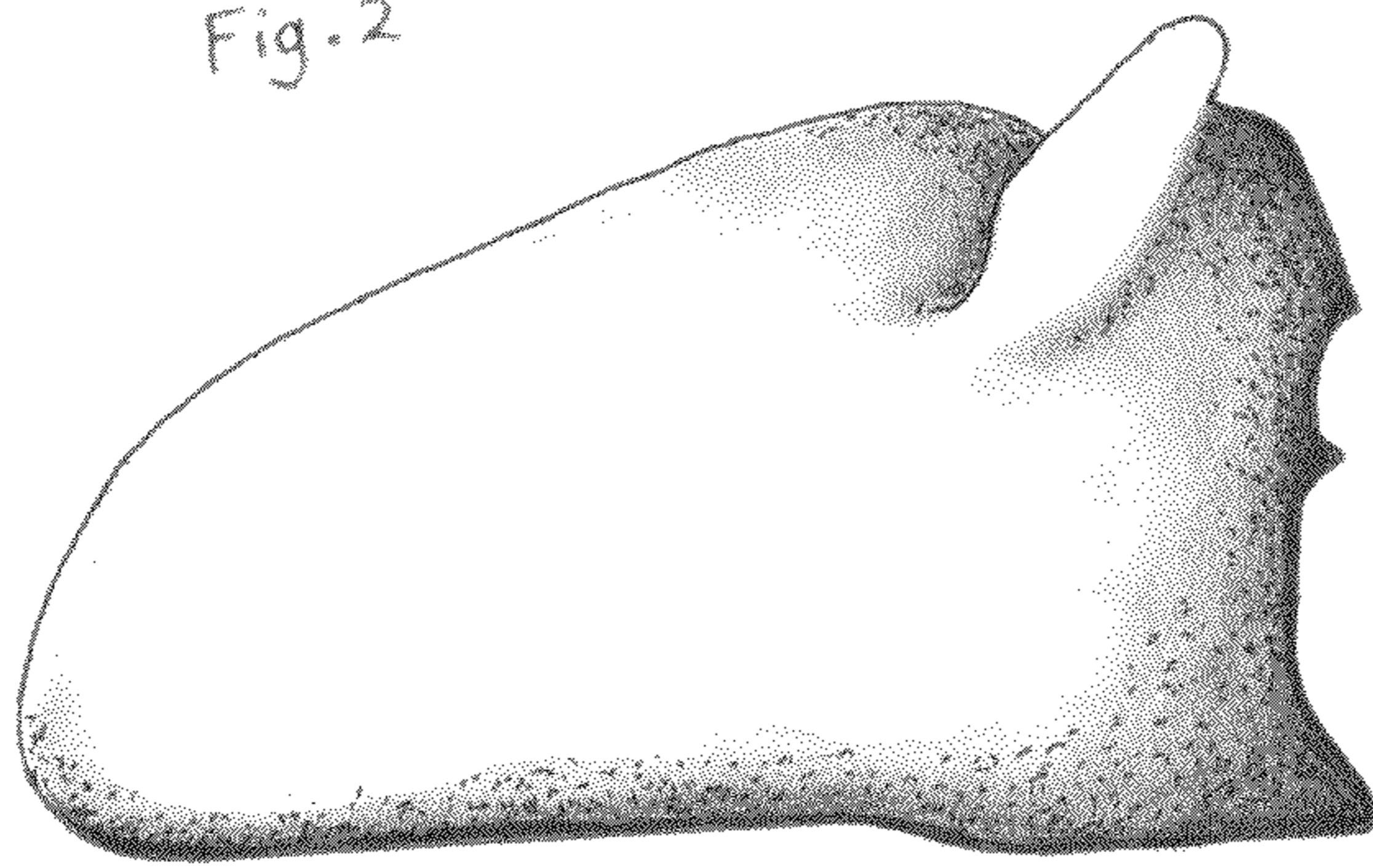


Fig. 3

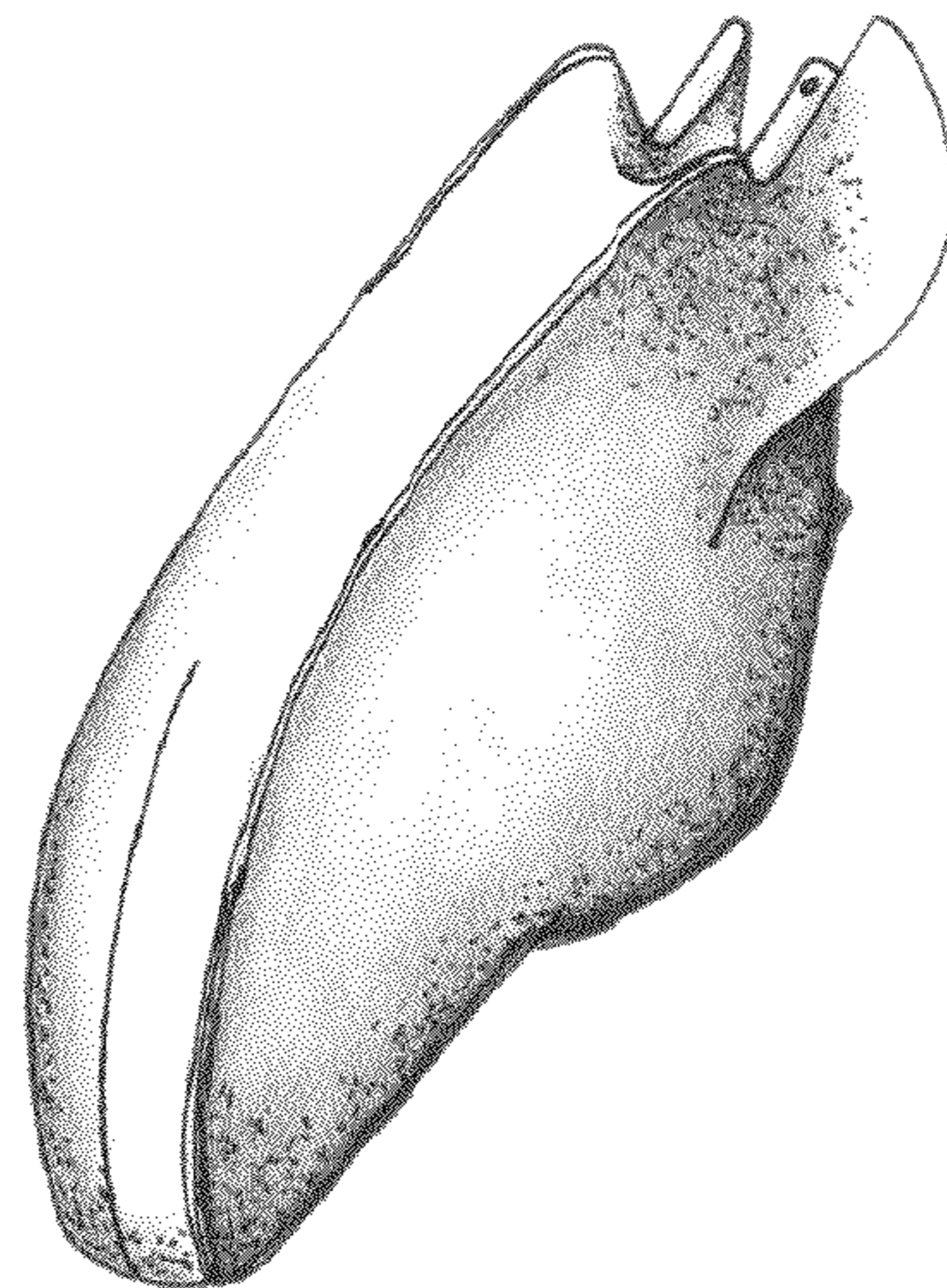


Fig. 4

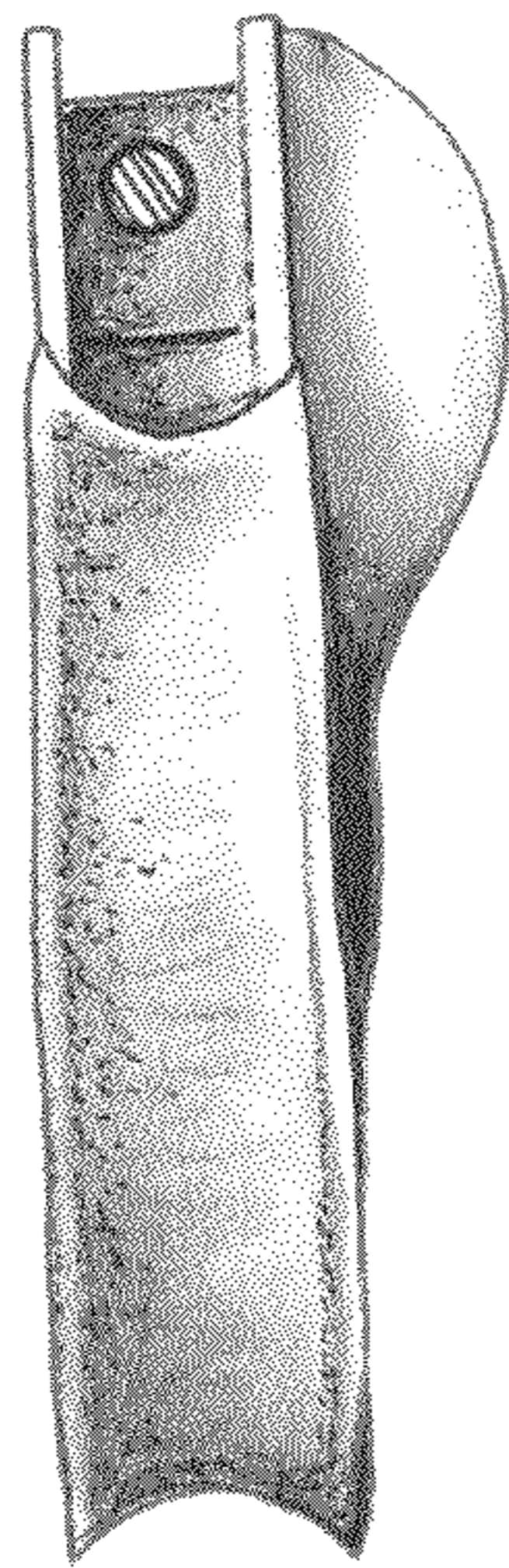


Fig. 5

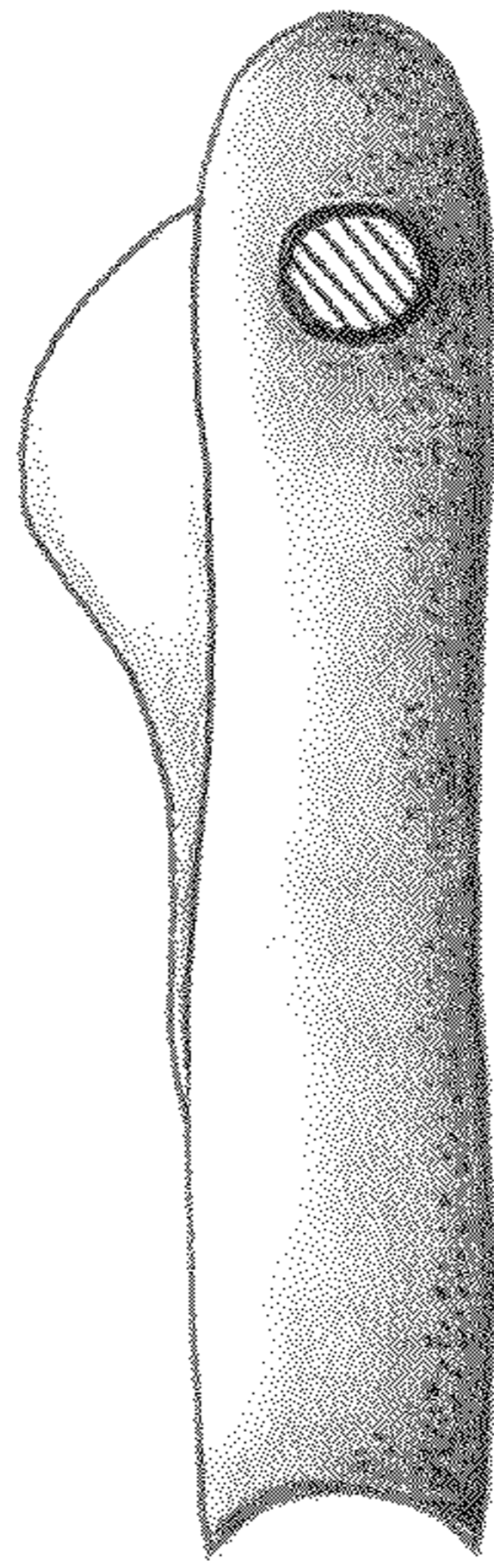


Fig. 6

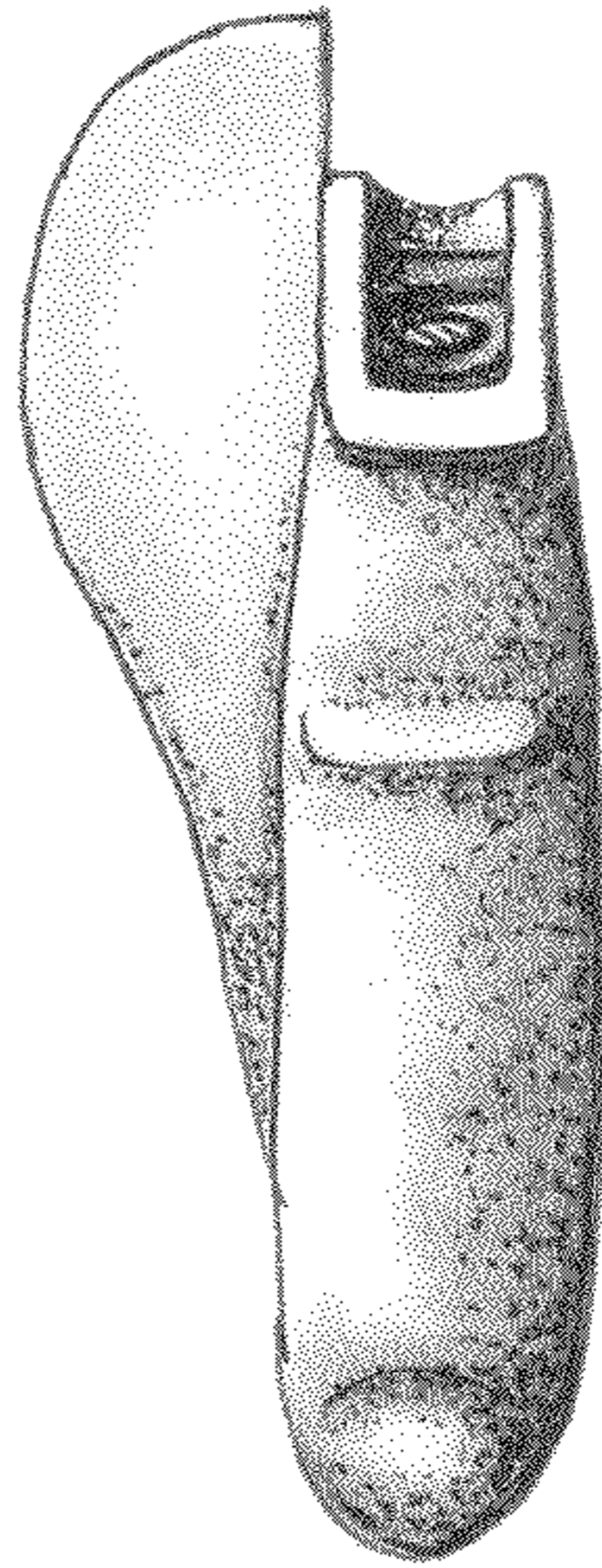


Fig. 7

