



US00D716393S

(12) **United States Design Patent**  
**Bennert**

(10) **Patent No.:** **US D716,393 S**  
(45) **Date of Patent:** **\*\* Oct. 28, 2014**

(54) **SKI BINDING**

(71) Applicant: **One Way Sport Oy**, Vantaa (FI)

(72) Inventor: **Andreas Bennert**, Vantaa (FI)

(73) Assignee: **One Way Sport Oy**, Vantaa (FI)

(\*\*) Term: **14 Years**

(21) Appl. No.: **29/451,294**

(22) Filed: **Mar. 29, 2013**

(30) **Foreign Application Priority Data**

Oct. 9, 2012 (EM) ..... 002115576-0001

(51) **LOC (10) Cl.** ..... **21-02**

(52) **U.S. Cl.**

CPC ..... **A63C 5/04** (2013.01)

USPC ..... **D21/773**

(58) **Field of Classification Search**

CPC ..... A63C 5/04

USPC ..... D21/760, 761, 765, 766, 801, 803;

441/65-66, 68-69, 72-75, 79; D12/6;

280/11.3, 11.31, 601-606, 609-610

See application file for complete search history.

(56) **References Cited**

U.S. PATENT DOCUMENTS

4,138,128	A *	2/1979	Criss	.....	280/16
4,725,069	A *	2/1988	Stampacchia et al.	.....	280/607
5,083,809	A *	1/1992	Stampacchia et al.	.....	280/603
5,823,562	A *	10/1998	Stubblefield	.....	280/609
D403,728	S *	1/1999	Ravnik et al.	.....	D21/766
6,616,171	B2 *	9/2003	Kruajitch	.....	280/607

\* cited by examiner

*Primary Examiner* — Zenia Bennett

(74) *Attorney, Agent, or Firm* — Young & Thompson

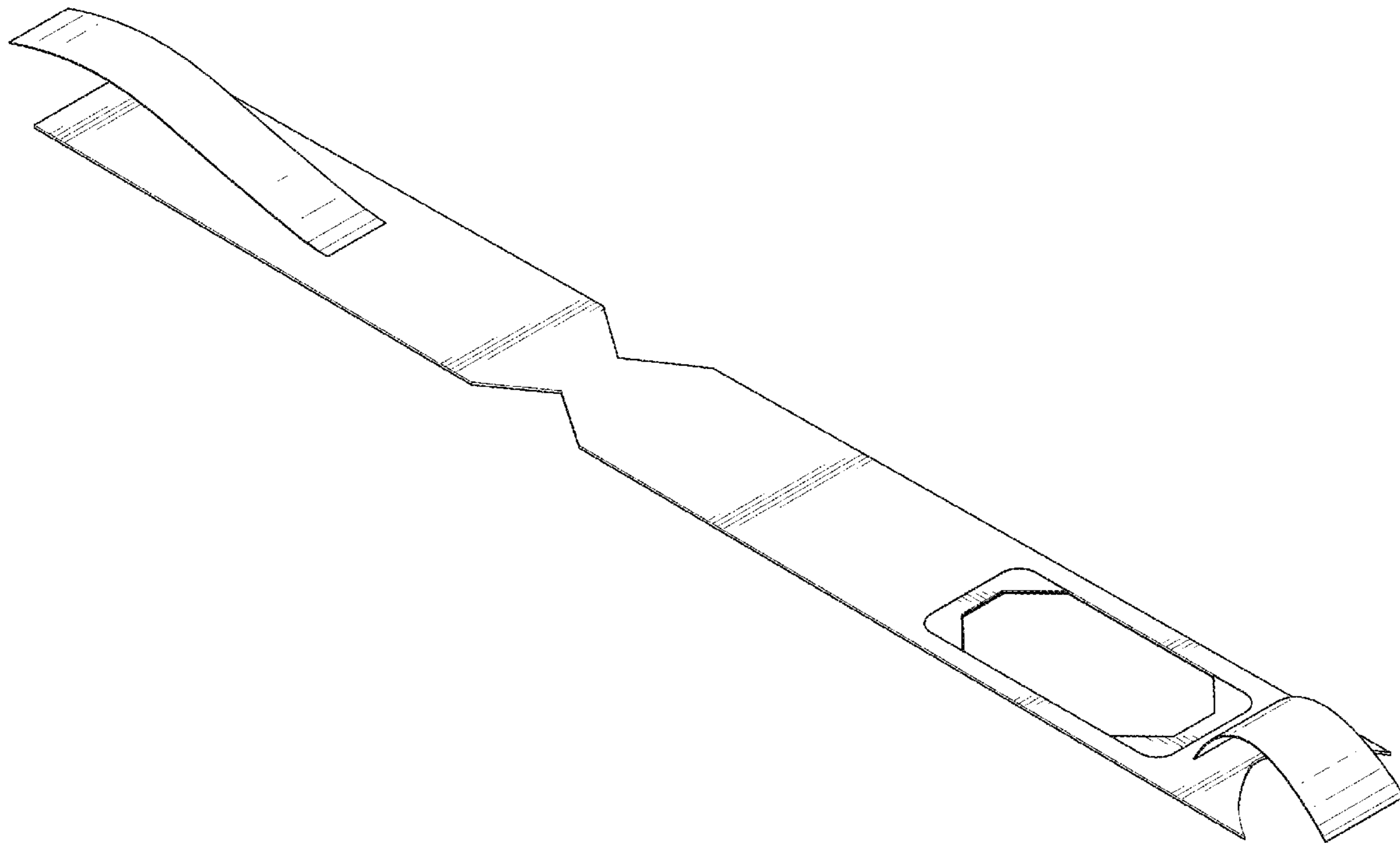
(57) **CLAIM**

The ornamental design for a ski binding, as shown and described.

**DESCRIPTION**

FIG. 1 is a rear, left side, and top perspective view of a ski binding showing the new design;  
FIG. 2 is a front, left side, and top perspective view thereof;  
FIG. 3 is a top plan view thereof;  
FIG. 4 is a left side elevation view thereof;  
FIG. 5 is a right side elevation view thereof;  
FIG. 6 is a rear elevation view thereof; and,  
FIG. 7 is a front elevation view thereof.

**1 Claim, 4 Drawing Sheets**



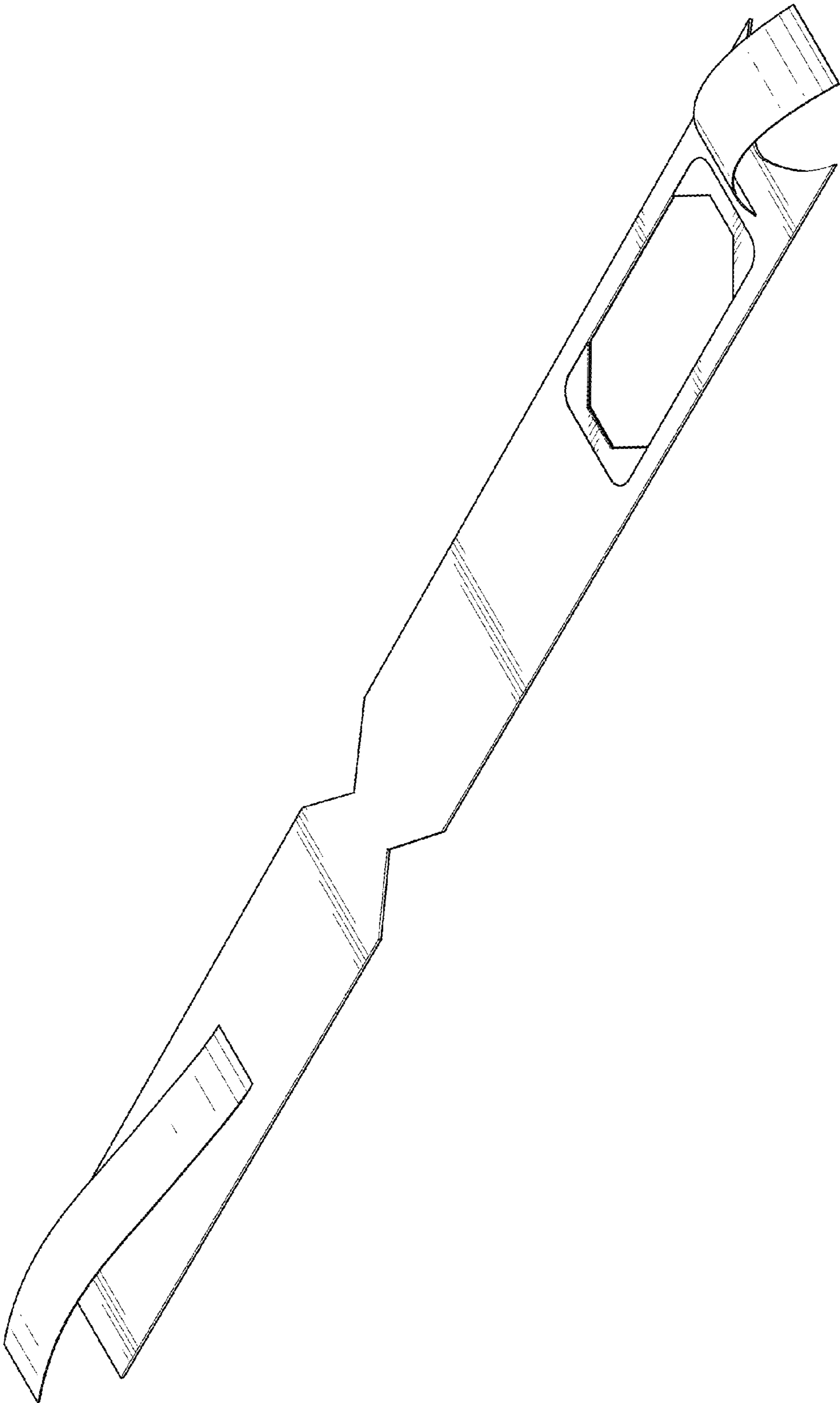


FIG. 1

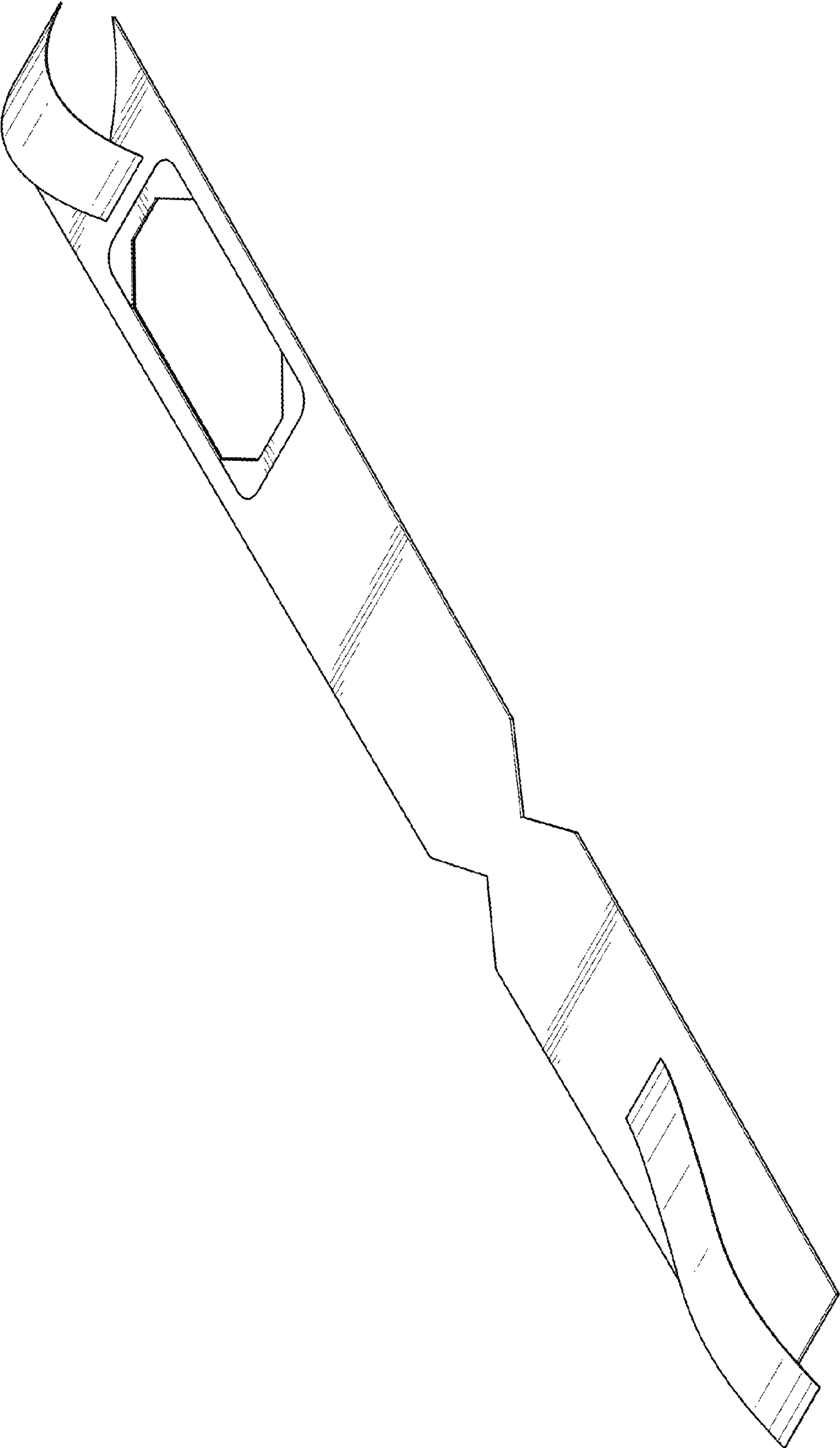


FIG. 2

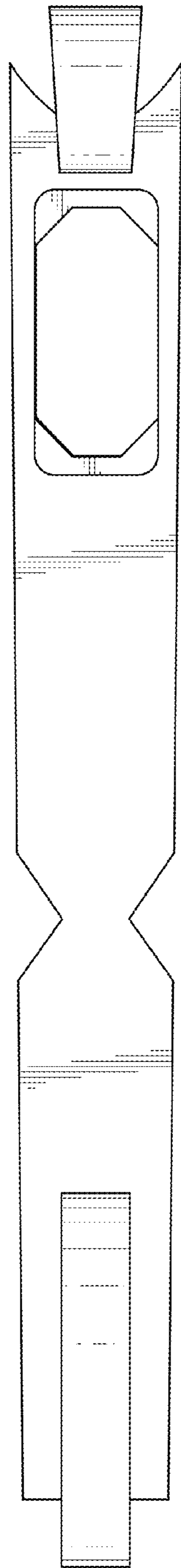


FIG. 3




FIG. 4




FIG. 5




FIG. 6

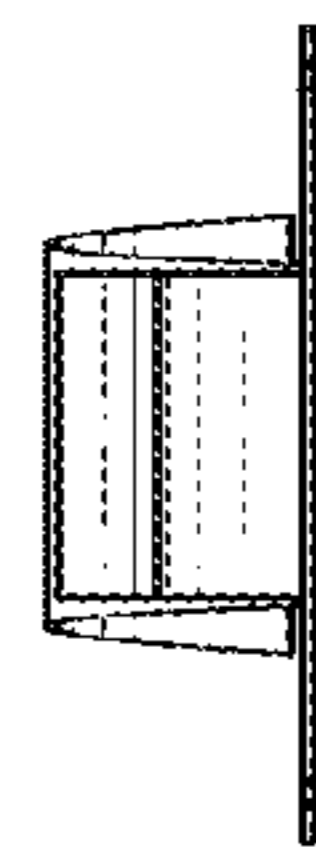


FIG. 7