

US00D716387S

(12) **United States Design Patent**
Aguayo et al.

(10) **Patent No.:** **US D716,387 S**
(45) **Date of Patent:** **** *Oct. 28, 2014**

- (54) **STRIKING FACE FOR GOLF CLUB HEAD**
- (71) Applicant: **Dunlop Sports Company, Ltd.**, Kobe (JP)
- (72) Inventors: **Roberto Aguayo**, Downey, CA (US); **Jeffrey D. Brunski**, Los Angeles, CA (US); **Matthew R. Daraskavich**, Huntington Beach, CA (US); **Patrick Ripp**, Seal Beach, CA (US)
- (73) Assignee: **Dunlop Sports Co. Ltd.**, Kobe-shi (JP)
- (*) Notice: This patent is subject to a terminal disclaimer.
- (**) Term: **14 Years**
- (21) Appl. No.: **29/452,716**
- (22) Filed: **Apr. 19, 2013**
- (51) **LOC (10) Cl.** **21-02**
- (52) **U.S. Cl.**
USPC **D21/759**
- (58) **Field of Classification Search**
USPC D21/747-751, 759; 473/324-331, 350
See application file for complete search history.

D399,276 S *	10/1998	Hettinger et al.	D21/747
D399,277 S *	10/1998	Ezaki	D21/747
D399,549 S *	10/1998	Hettinger et al.	D21/759
5,967,903 A *	10/1999	Cheng	473/342
D420,079 S *	2/2000	Frazetta	D21/747
D478,949 S *	8/2003	DeLaCruz	D21/747
D570,934 S *	6/2008	Ban et al.	D21/744

(Continued)

OTHER PUBLICATIONS

Publication on Golf.com dated Nov. 10, 2011; <http://www.golf.com/equipment/nike-vr-pro-forged-ds-wedge>.

(Continued)

Primary Examiner — Mitchell Siegel

(74) *Attorney, Agent, or Firm* — Oliff PLC

(57) **CLAIM**

The ornamental design for a striking face for a golf club head, as shown and described.

DESCRIPTION

This application is related to design patent application Ser. No. 29/452,714, filed on Apr. 19, 2013.

FIG. 1 is a front elevational view of the striking face of a golf club head according to the present design;

FIG. 2 is an enlarged front elevational view thereof;

FIG. 3 is a detailed elevational view of a portion of the striking face indicated by the dashed circle 3 of FIG. 2;

FIG. 4 is a cross-sectional view taken on line 4-4 of FIG. 3;

FIG. 5 is a top plan view of FIG. 1;

FIG. 6 is a bottom plan view of FIG. 1;

FIG. 7 is a left-side elevational view of FIG. 1;

FIG. 8 is a right-side elevational view of FIG. 1; and,

FIG. 9 is a rear elevational view of FIG. 1.

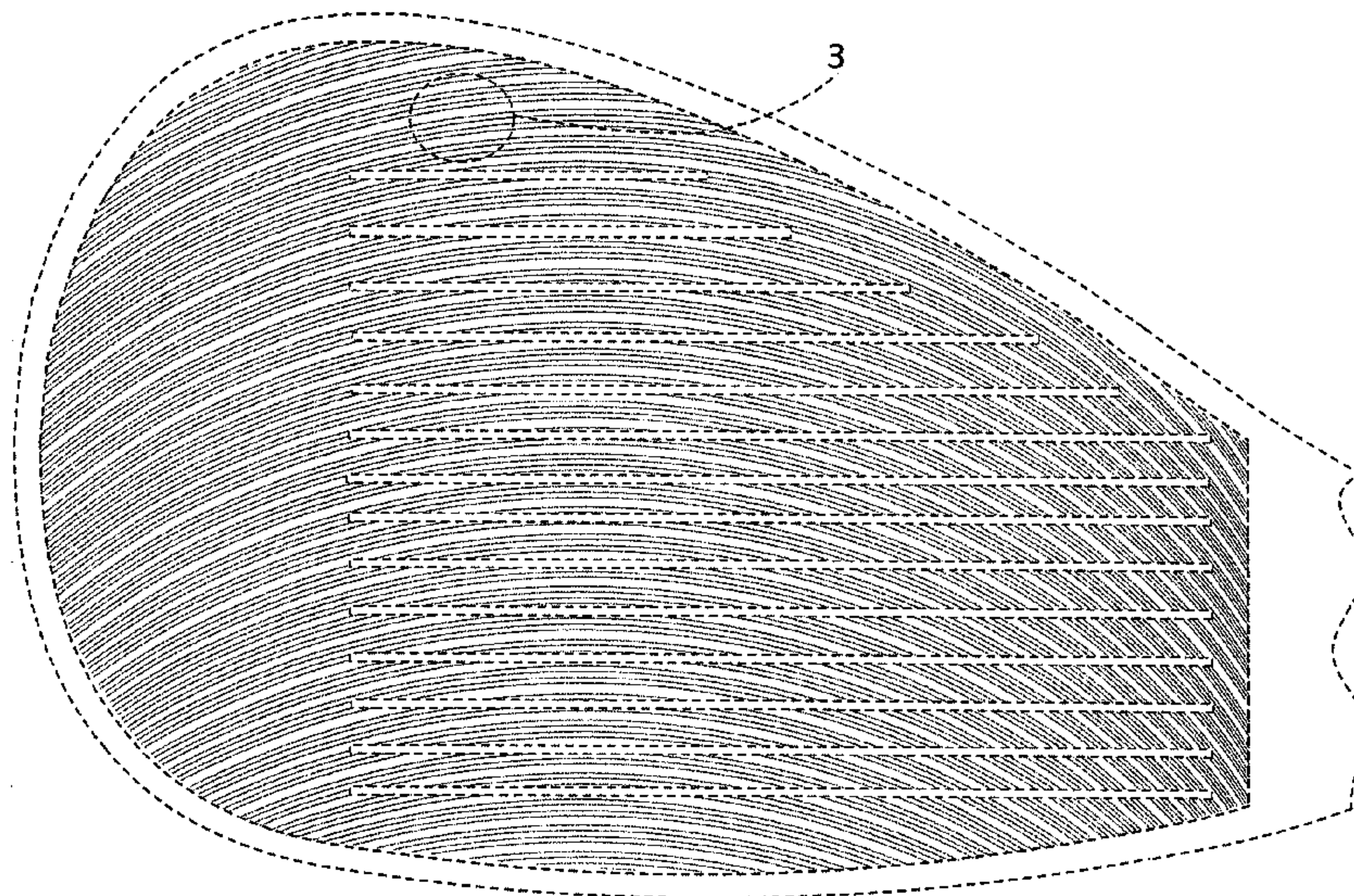
The phantom lining illustrates environmental structure that forms no part of the claimed design.

1 Claim, 9 Drawing Sheets

(56) **References Cited**

U.S. PATENT DOCUMENTS

1,289,553 A *	12/1918	Sanders	473/331
1,965,954 A *	7/1934	Davis	473/242
D257,736 S *	12/1980	Lyon et al.	D21/750
5,176,384 A *	1/1993	Sata et al.	473/329
5,398,929 A *	3/1995	Kitaichi	473/329
5,403,007 A *	4/1995	Chen	473/342
5,447,311 A *	9/1995	Viollaz et al.	473/342
5,472,201 A *	12/1995	Aizawa et al.	473/329
5,643,103 A *	7/1997	Aizawa	473/290
D395,476 S *	6/1998	Pond et al.	D21/747



(56)

References Cited

U.S. PATENT DOCUMENTS

D588,222 S * 3/2009 Takahashi D21/759
D588,666 S * 3/2009 Takahashi D21/759
7,594,863 B2 9/2009 Ban
D606,605 S * 12/2009 Wada et al. D21/759
D607,070 S * 12/2009 Wada et al. D21/759
D607,071 S * 12/2009 Wada et al. D21/759
7,695,377 B2 4/2010 Yamagishi et al.
D617,406 S * 6/2010 Carlyle et al. D21/759
7,918,747 B2 4/2011 Johnson et al.
D643,490 S * 8/2011 Wada et al. D21/759
8,012,036 B2 * 9/2011 Nakamura 473/290

D658,248 S * 4/2012 Nunez et al. D21/759
2008/0020859 A1 * 1/2008 Yamagishi et al. 473/324
2008/0051212 A1 2/2008 Voges
2008/0125241 A1 * 5/2008 Tateno et al. 473/331
2011/0111883 A1 5/2011 Cackett
2011/0165963 A1 7/2011 Cackett et al.
2011/0256956 A1 10/2011 Hocknell et al.

OTHER PUBLICATIONS

Photograph of golf club described in Nov. 10, 2011 publication on Golf.com.

* cited by examiner

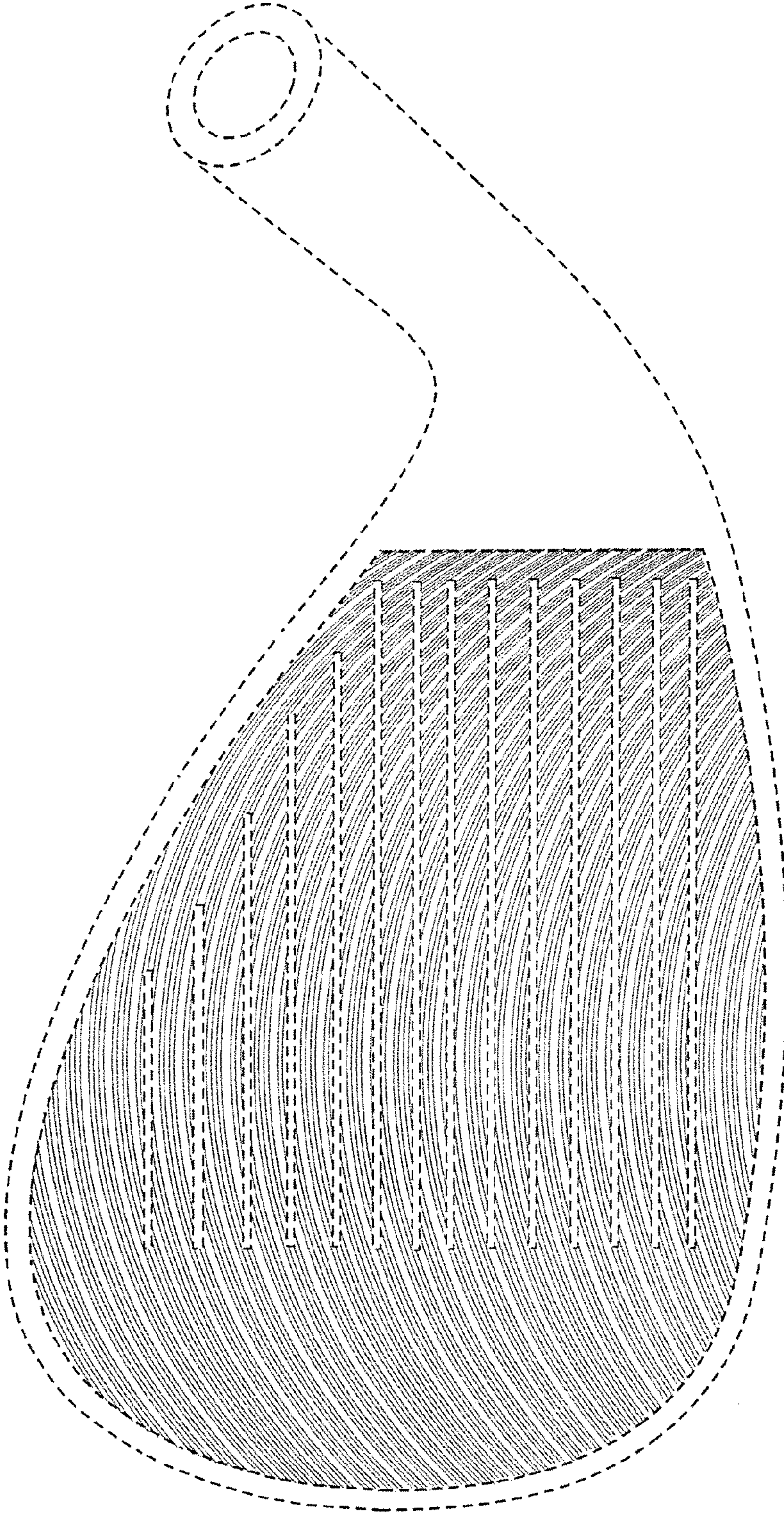


FIG. 1

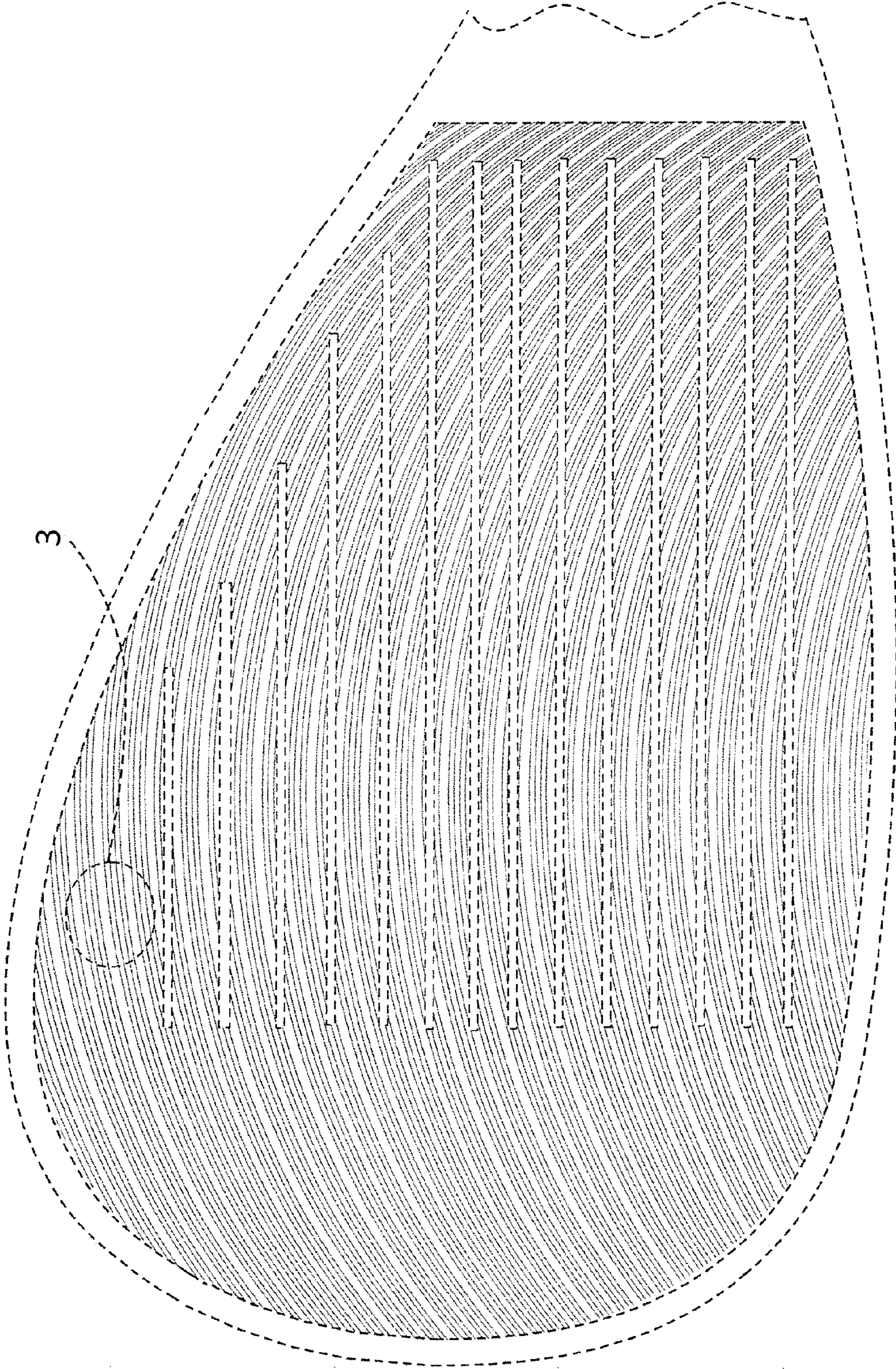


FIG. 2

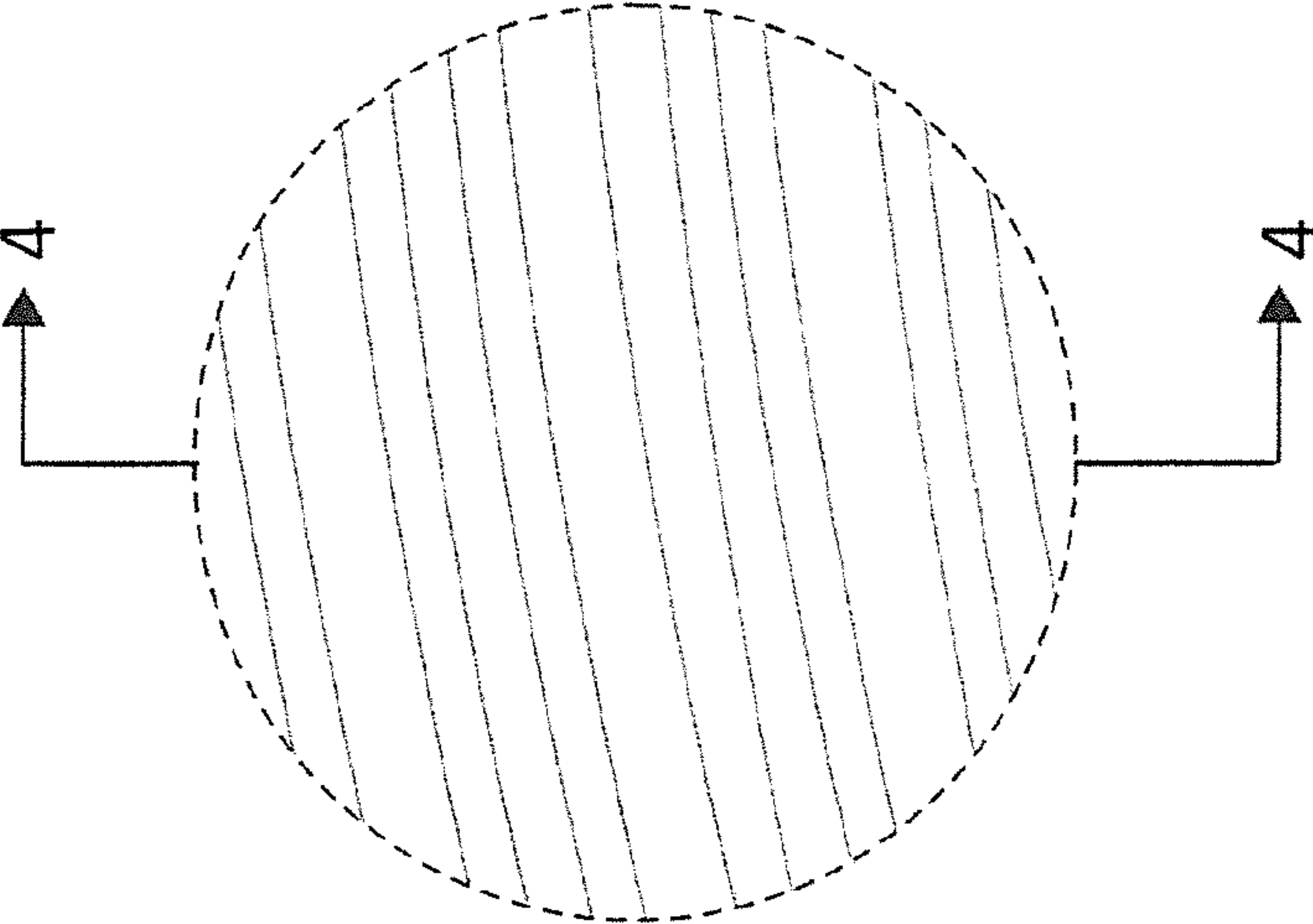


FIG. 3

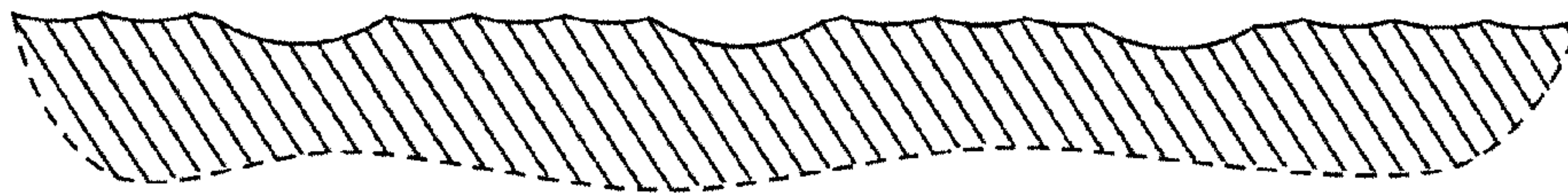


FIG. 4

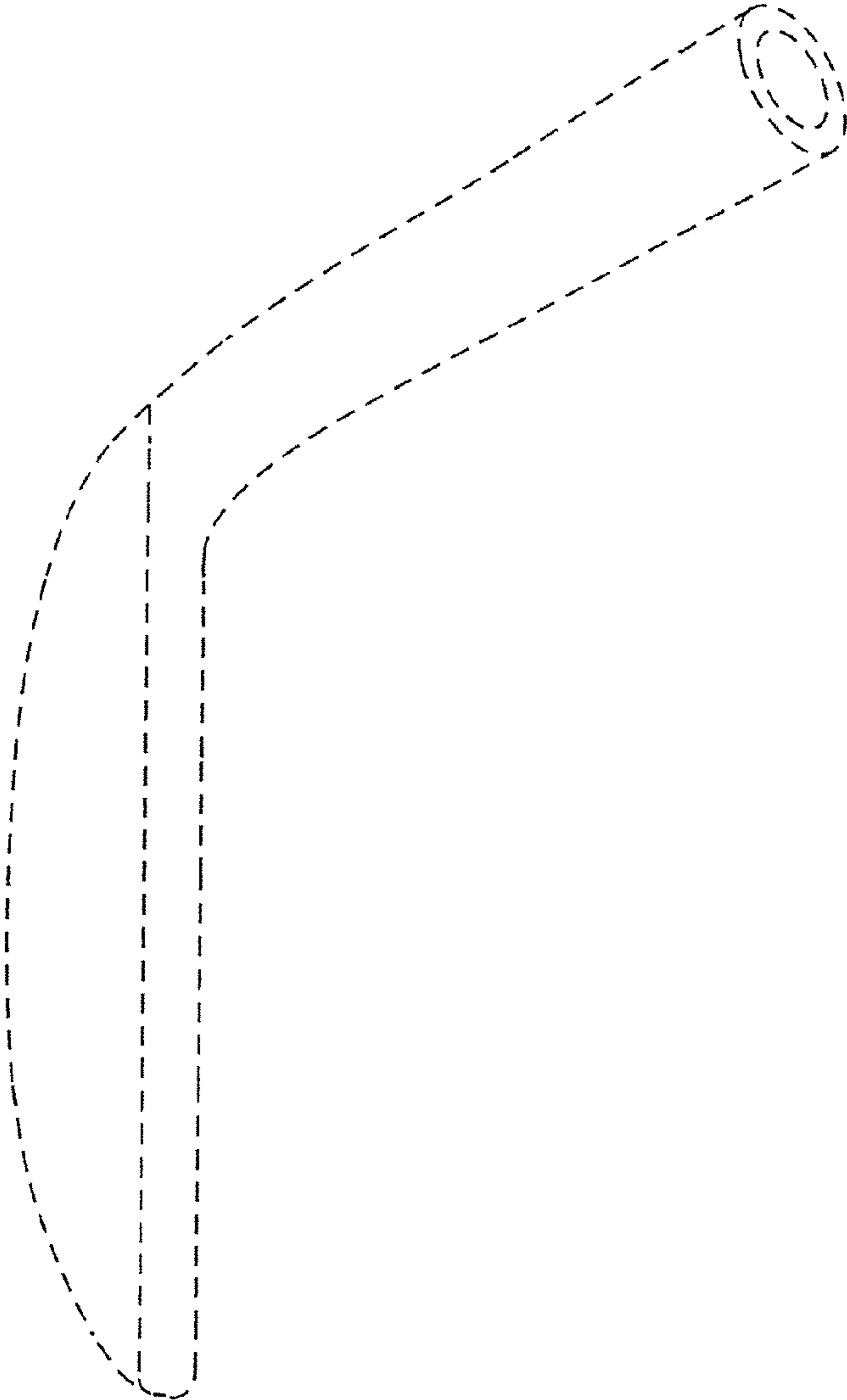


FIG. 5

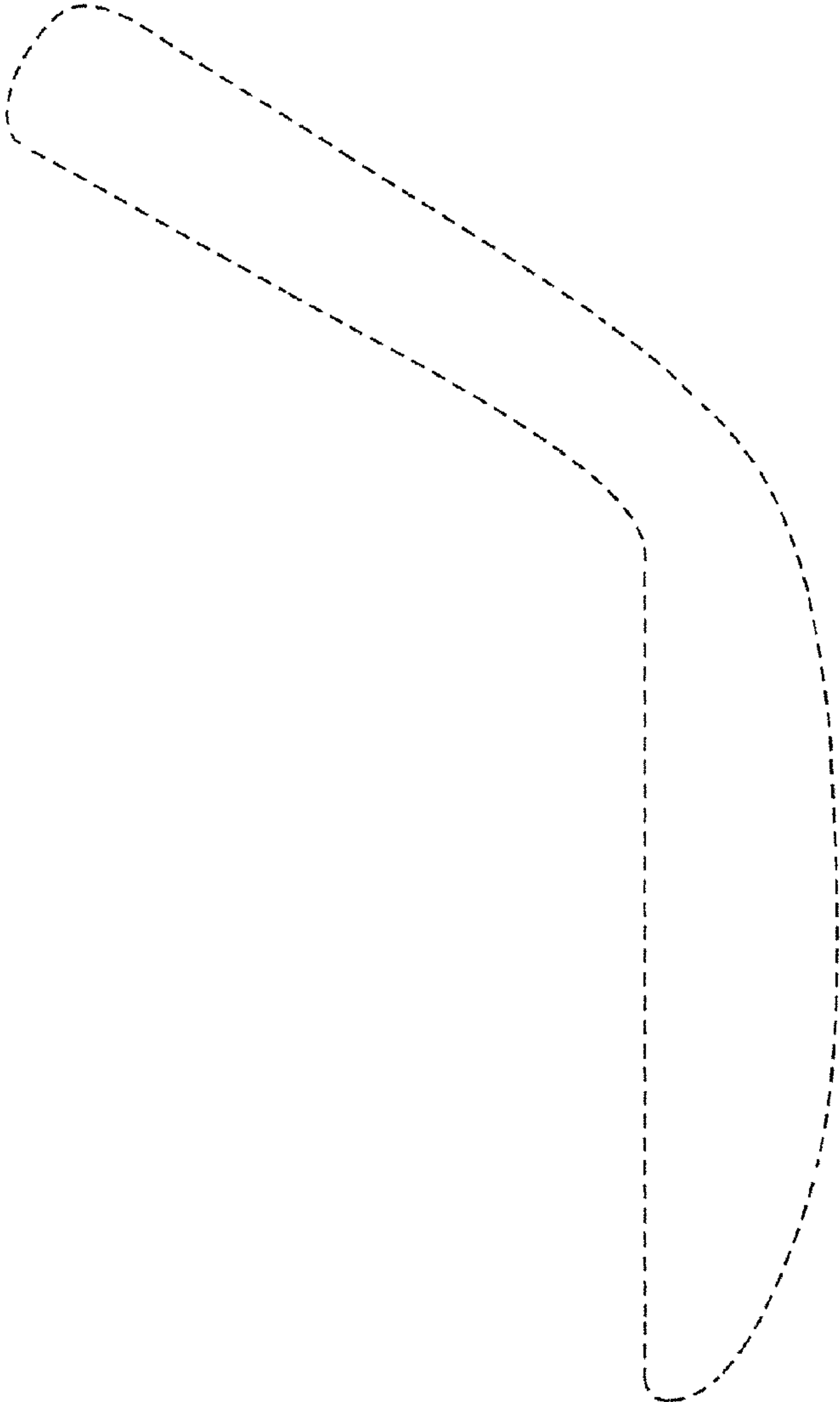


FIG. 6

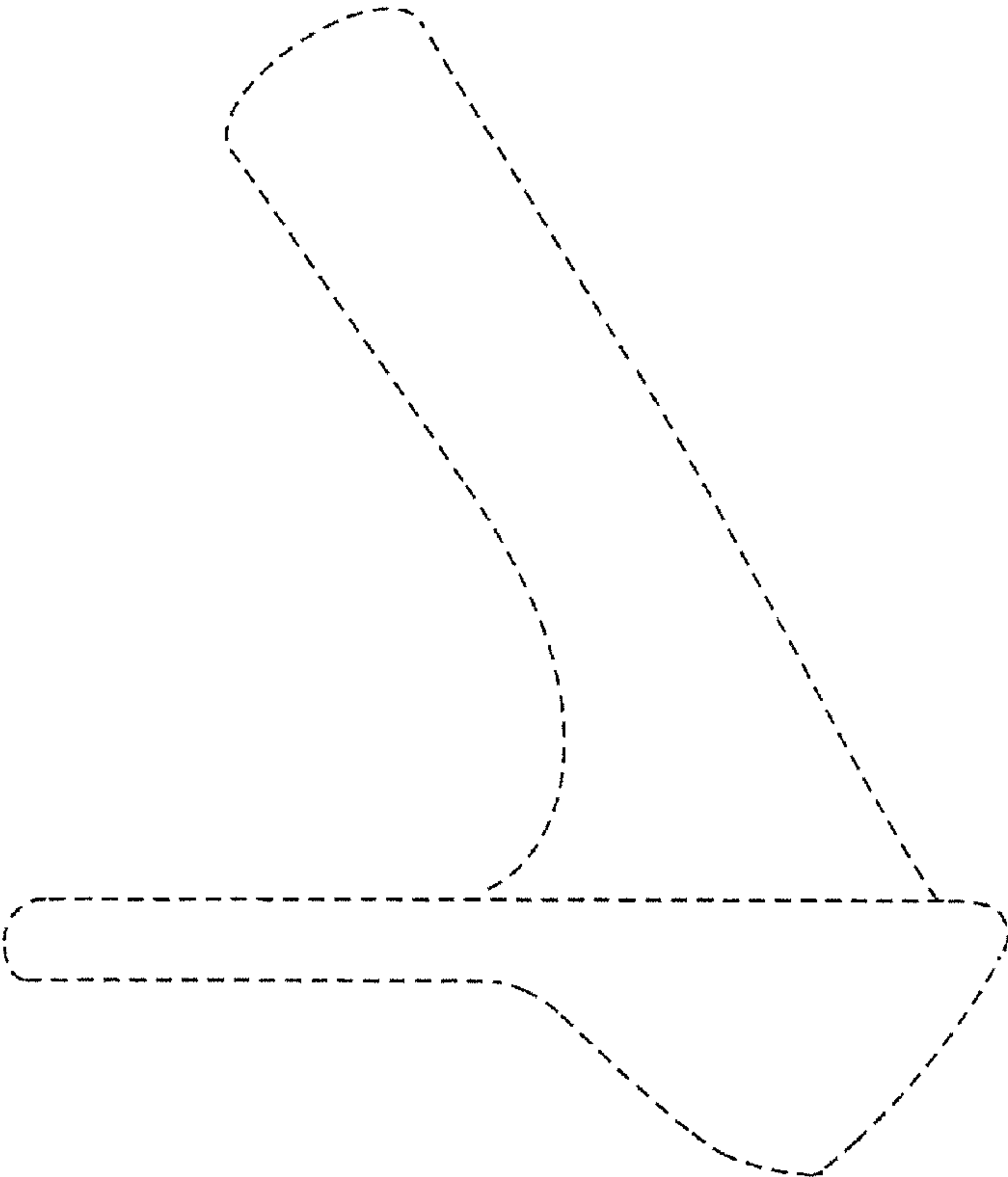


FIG. 7

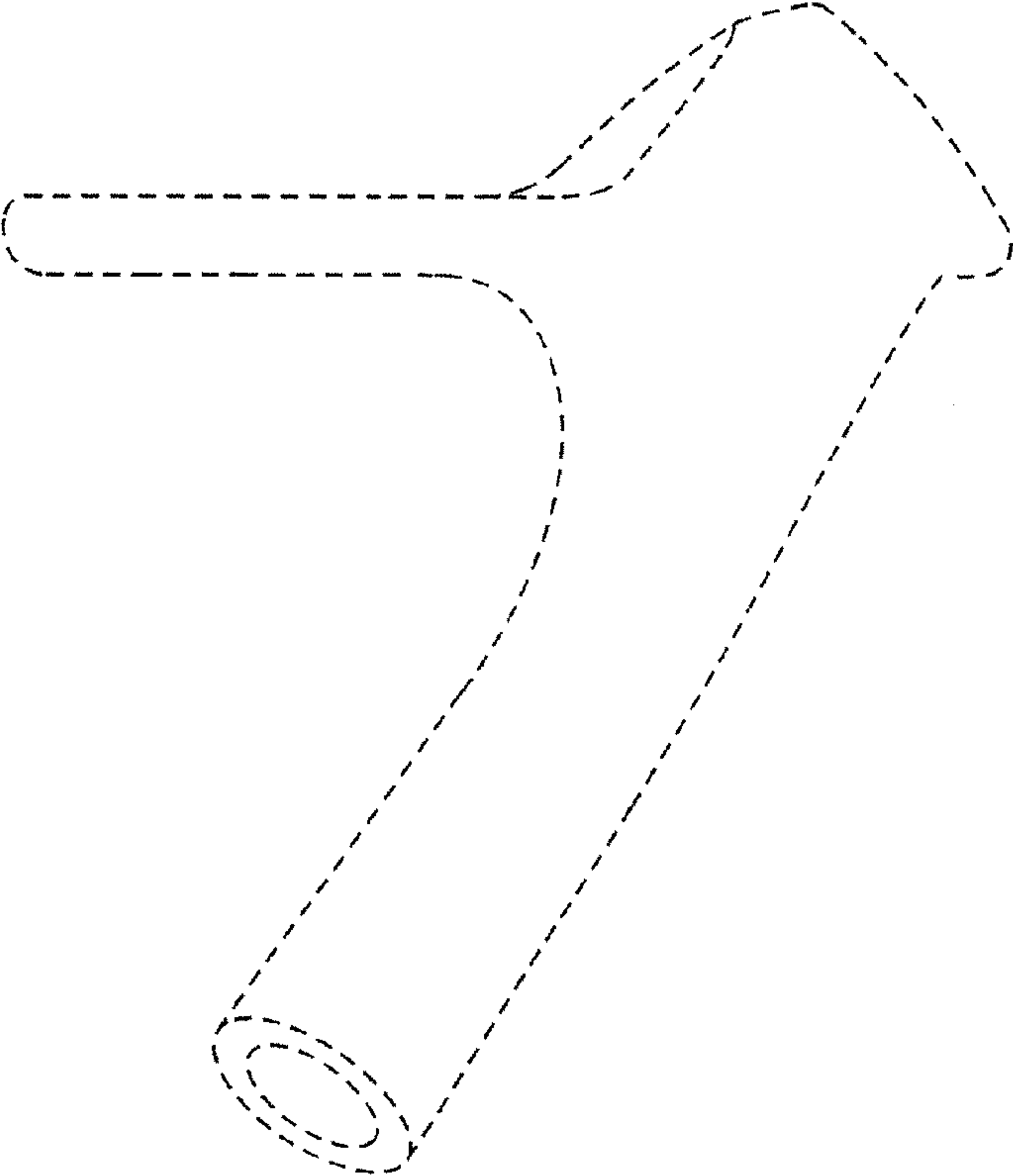


FIG. 8

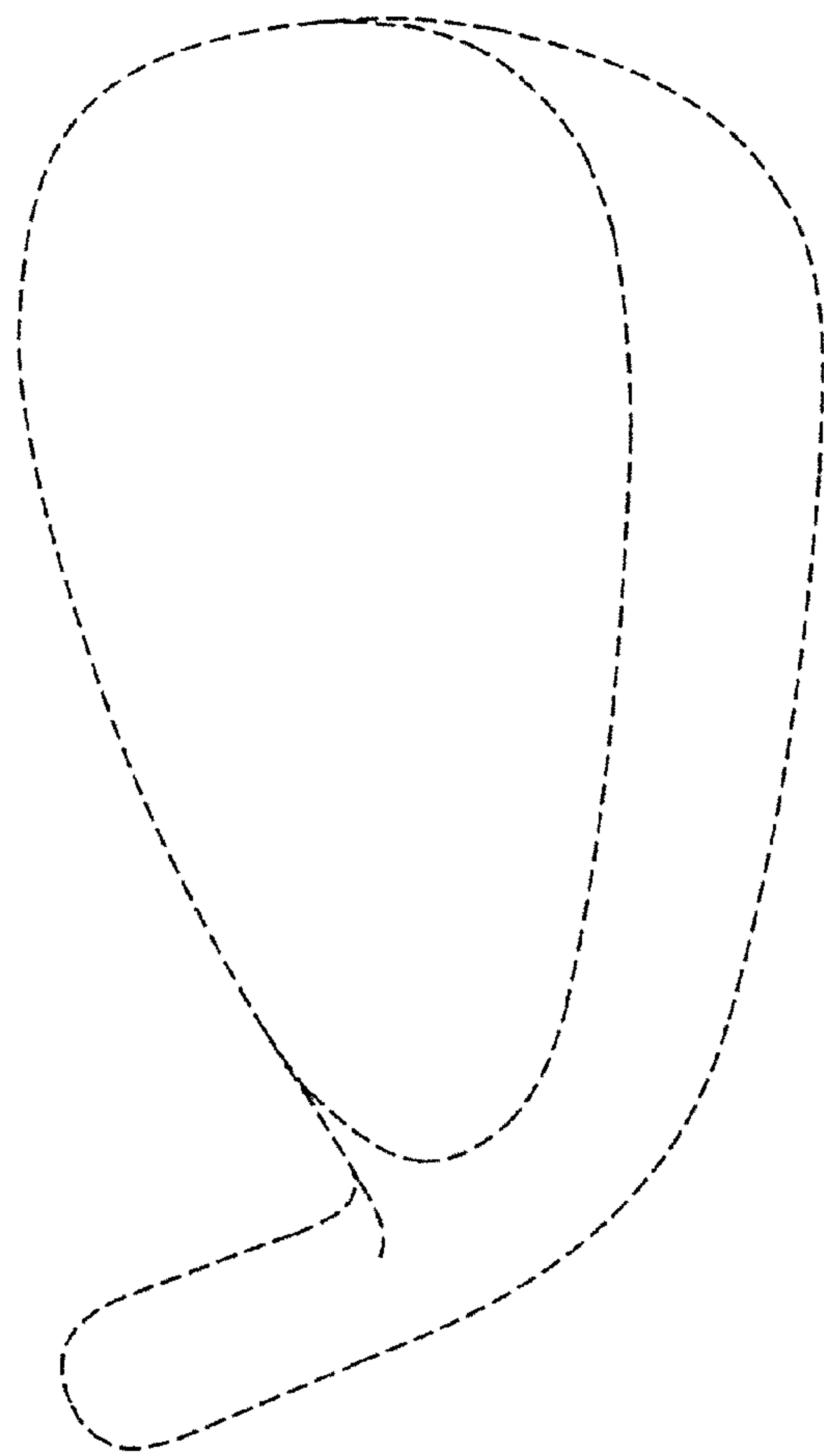


FIG. 9