



US00D716386S

(12) **United States Design Patent**
Gerber

(10) **Patent No.:** **US D716,386 S**

(45) **Date of Patent:** **** Oct. 28, 2014**

(54) **TOY CAR**

(76) Inventor: **Philippe Gerber**, Grandvaux (CH)

(**) Term: **14 Years**

(21) Appl. No.: **29/373,211**

(22) Filed: **Mar. 18, 2011**

(51) **LOC (10) CI.** **21-01**

(52) **U.S. CI.**
USPC **D21/548**

(58) **Field of Classification Search**
USPC D14/143, 147, 218; D21/539, 548, 549,
D21/550, 551, 552, 562, 580, 581; 446/431,
446/447-448, 456, 465-466; 455/344, 351
See application file for complete search history.

(56) **References Cited**

U.S. PATENT DOCUMENTS

4,424,978	A *	1/1984	Kassai	280/1.13
D348,288	S *	6/1994	Ballew et al.	D21/833
6,139,061	A *	10/2000	Lewis	280/828
6,431,944	B1 *	8/2002	Norman et al.	446/470
7,427,986	B2 *	9/2008	Pellacini et al.	345/426

2003/0054326	A1 *	3/2003	Aaron-Barrada	434/236
2004/0127298	A1 *	7/2004	Marsden	472/1
2009/0075557	A1 *	3/2009	Arriola et al.	446/438
2011/0269374	A1 *	11/2011	Hornsby et al.	446/484
2012/0238182	A1 *	9/2012	Gerber	446/279

* cited by examiner

Primary Examiner — Philip S Hyder

Assistant Examiner — Darlington Ly

(74) *Attorney, Agent, or Firm* — David A. Lowin

(57) **CLAIM**

The ornamental design for a toy car, as shown and described.

DESCRIPTION

This application is related to the co-pending utility application entitled Toy, application Ser. No. 13/065,283, filed on even date herewith.

FIG. 1 is a right-side elevation view of my invention;

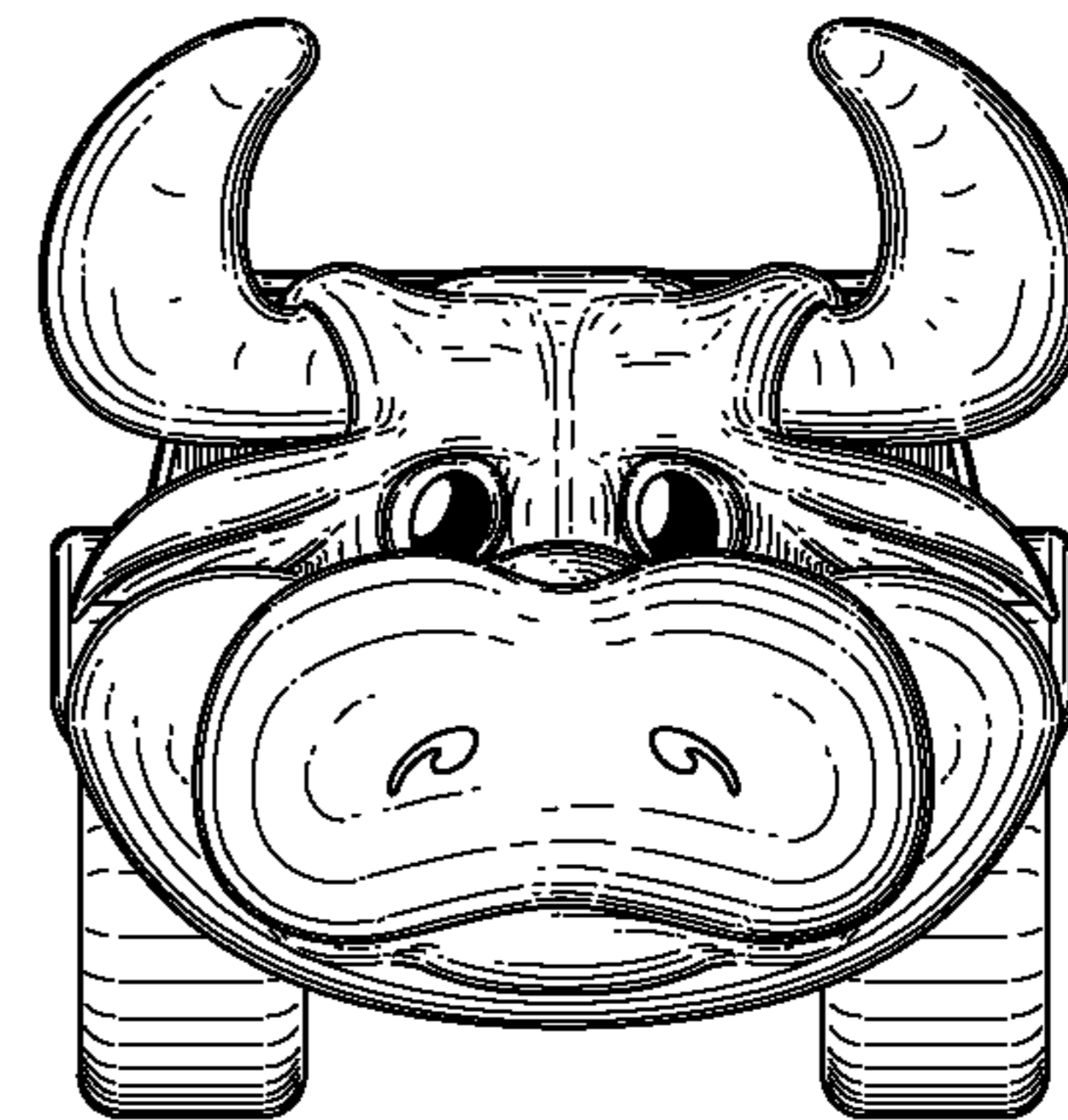

FIG. 2 is a front elevation view thereof;

FIG. 3 is a top plan view thereof; and,

FIG. 4 is a rear elevation view thereof.

The broken lines shown in the drawings illustrate portions of the toy car that forms no part of claimed design.

1 Claim, 4 Drawing Sheets



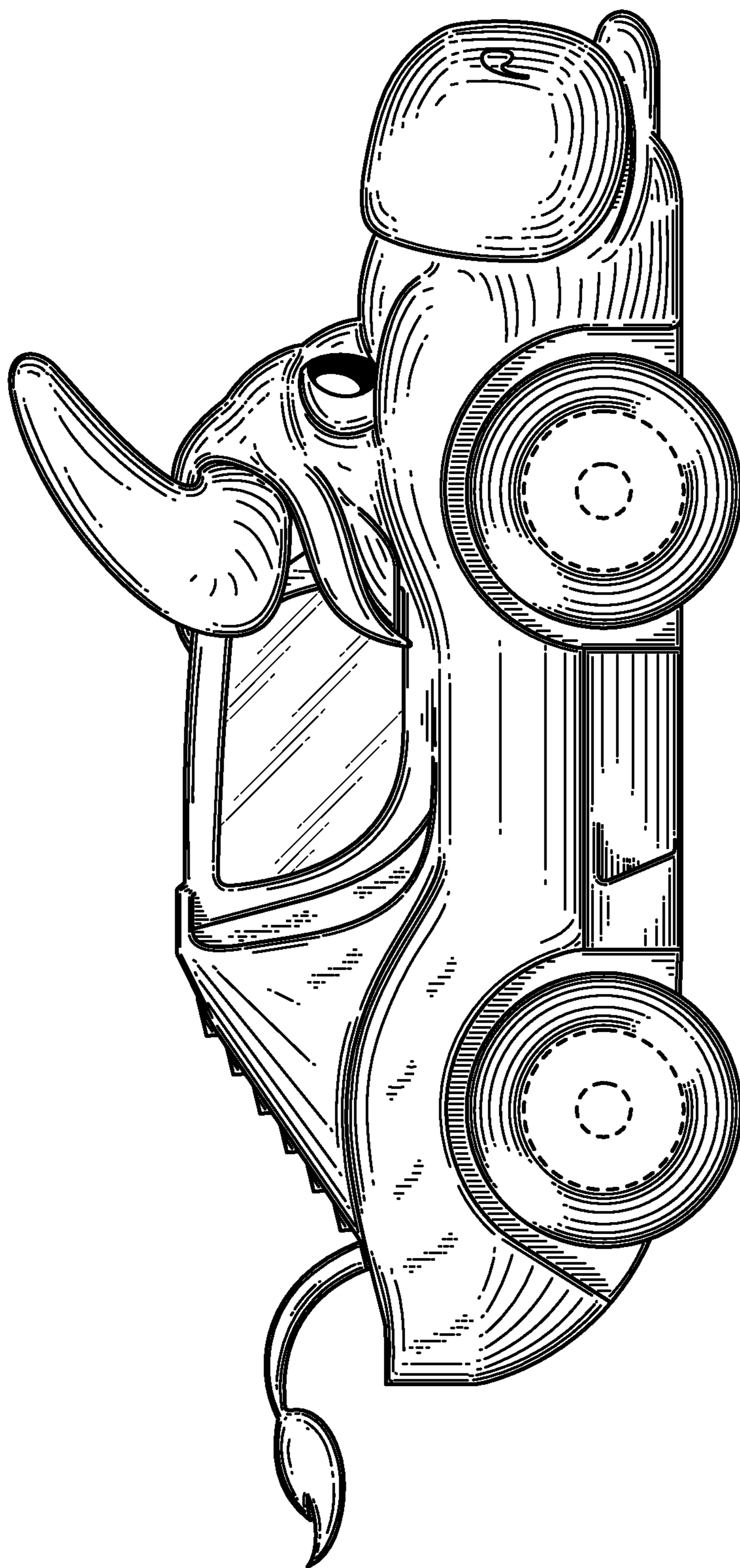


Fig. 1

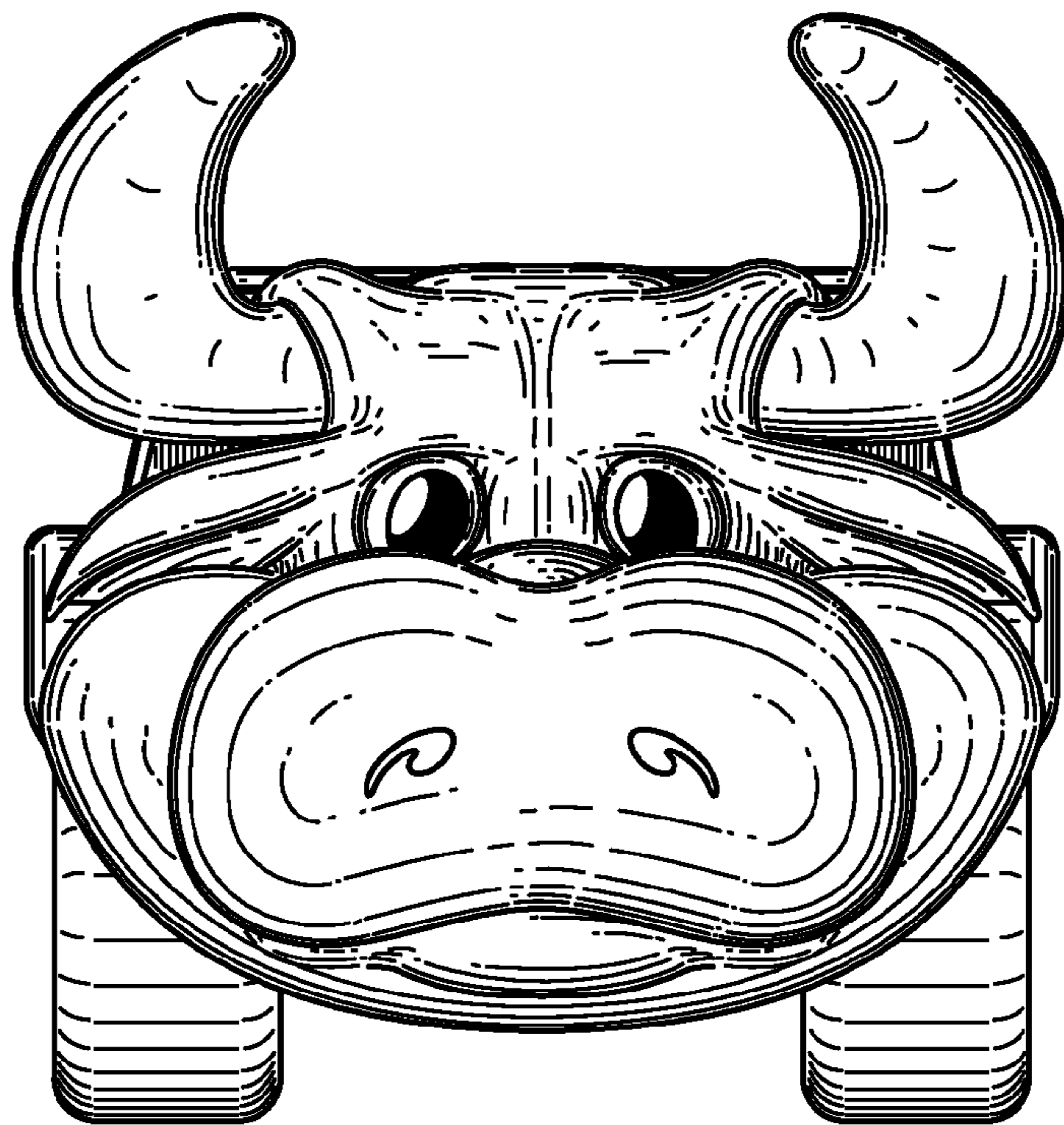


Fig. 2




Fig. 3

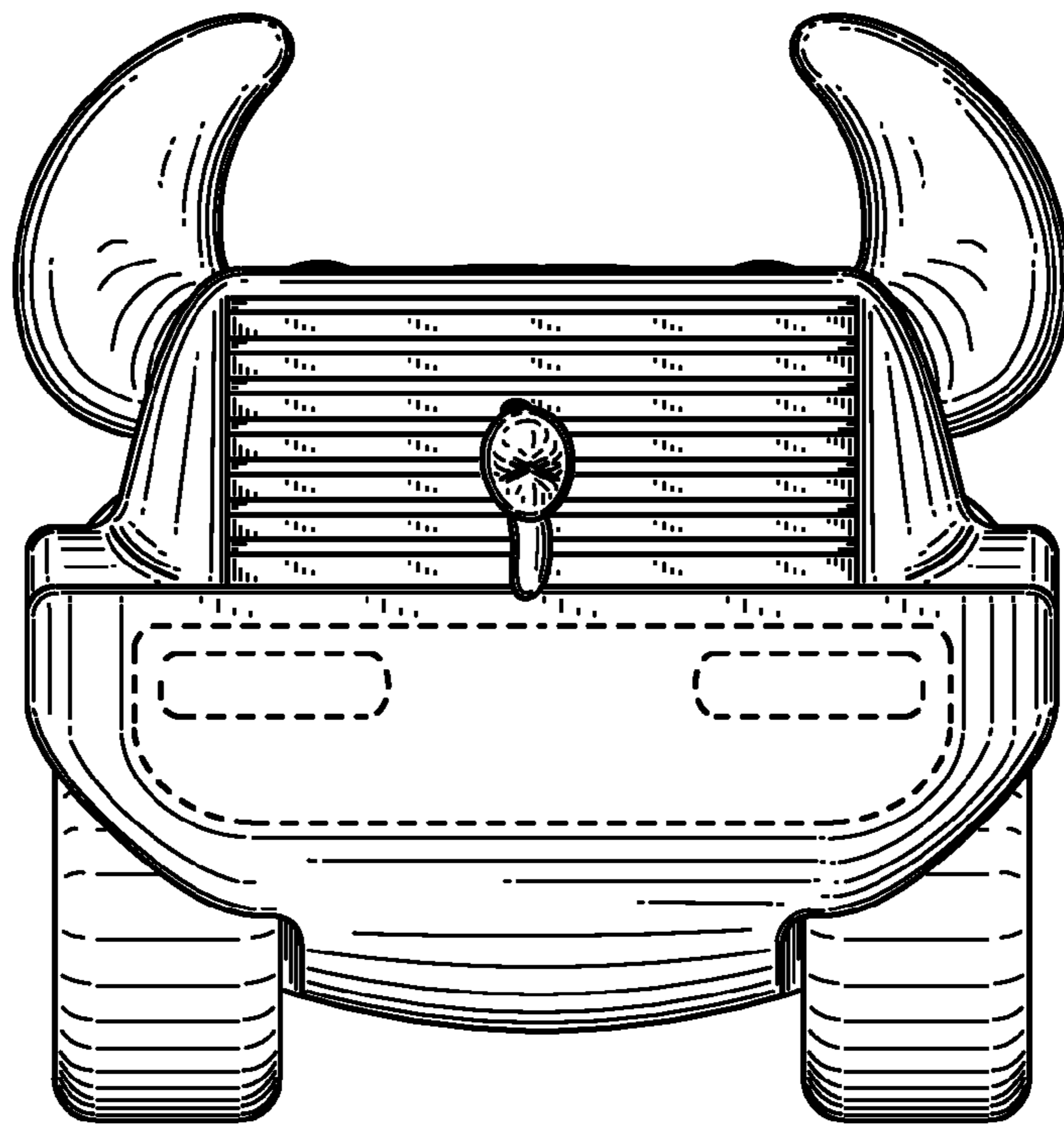


Fig. 4