



US00D716372S

(12) **United States Design Patent**
Lee et al.

(10) **Patent No.:** **US D716,372 S**
(45) **Date of Patent:** **** Oct. 28, 2014**

(54) **CARD PAYMENT TERMINAL**

(71) Applicant: **Bluebird Inc.**, Seoul (KR)

(72) Inventors: **Jang Won Lee**, Seoul (KR); **Jung Sik Park**, Seongnam-si (KR); **Hack Nam Yoon**, Bucheon-si (KR)

(73) Assignee: **Bluebird Inc.** (KR)

(**) Term: **14 Years**

(21) Appl. No.: **29/468,096**

(22) Filed: **Sep. 26, 2013**

(30) **Foreign Application Priority Data**

Mar. 28, 2013 (KR) 30-2013-0015747

(51) **LOC (10) Cl.** **18-01**

(52) **U.S. Cl.**
USPC **D18/4.6; D18/4.4**

(58) **Field of Classification Search**
CPC G07G 1/0027; G07G 1/12; G07G 1/0018;
G06C 7/10
USPC D14/336, 371-376, 387, 341-347,
D14/138 G; D18/3.1-3.3, 4.1-4.6, 6-8, 11,
D18/12, 12.1-12.3; D21/324, 325, 332;
D99/28, 34-36, 43; 235/1 E, 7 R, 12,
235/22, 33, 51, 52, 2; 705/12, 15-18, 43
See application file for complete search history.

(56) **References Cited**

U.S. PATENT DOCUMENTS

D371,765 S *	7/1996	Moss et al.	D14/387
D426,849 S *	6/2000	Lee	D18/7
D433,057 S *	10/2000	Chu et al.	D18/7
D533,213 S *	12/2006	Oas	D18/7
D638,465 S *	5/2011	Goldin	D18/4.6
D642,609 S *	8/2011	Goldin	D18/4.4
D648,373 S *	11/2011	Hidaka	D18/4.4

* cited by examiner

Primary Examiner — Cathron Brooks

Assistant Examiner — Ethiene Salgado-Rodriguez

(74) *Attorney, Agent, or Firm* — Cantor Colburn LLP

(57) **CLAIM**

The ornamental design for a card payment terminal, as shown and described.

DESCRIPTION

FIG. 1 is a front, bottom and right side perspective view of a card payment terminal showing our new design; FIG. 2 is a front elevational view thereof; FIG. 3 is a rear elevational view thereof; FIG. 4 is a left side elevational view thereof; FIG. 5 is a right side elevational view thereof; FIG. 6 is a top plan view thereof; FIG. 7 is a bottom plan view thereof; and, FIG. 8 is a rear, bottom and left side perspective view thereof. The broken lines in the drawings are included for the purpose of illustrating portions of the card payment terminal that form no part of the claimed design.

1 Claim, 8 Drawing Sheets

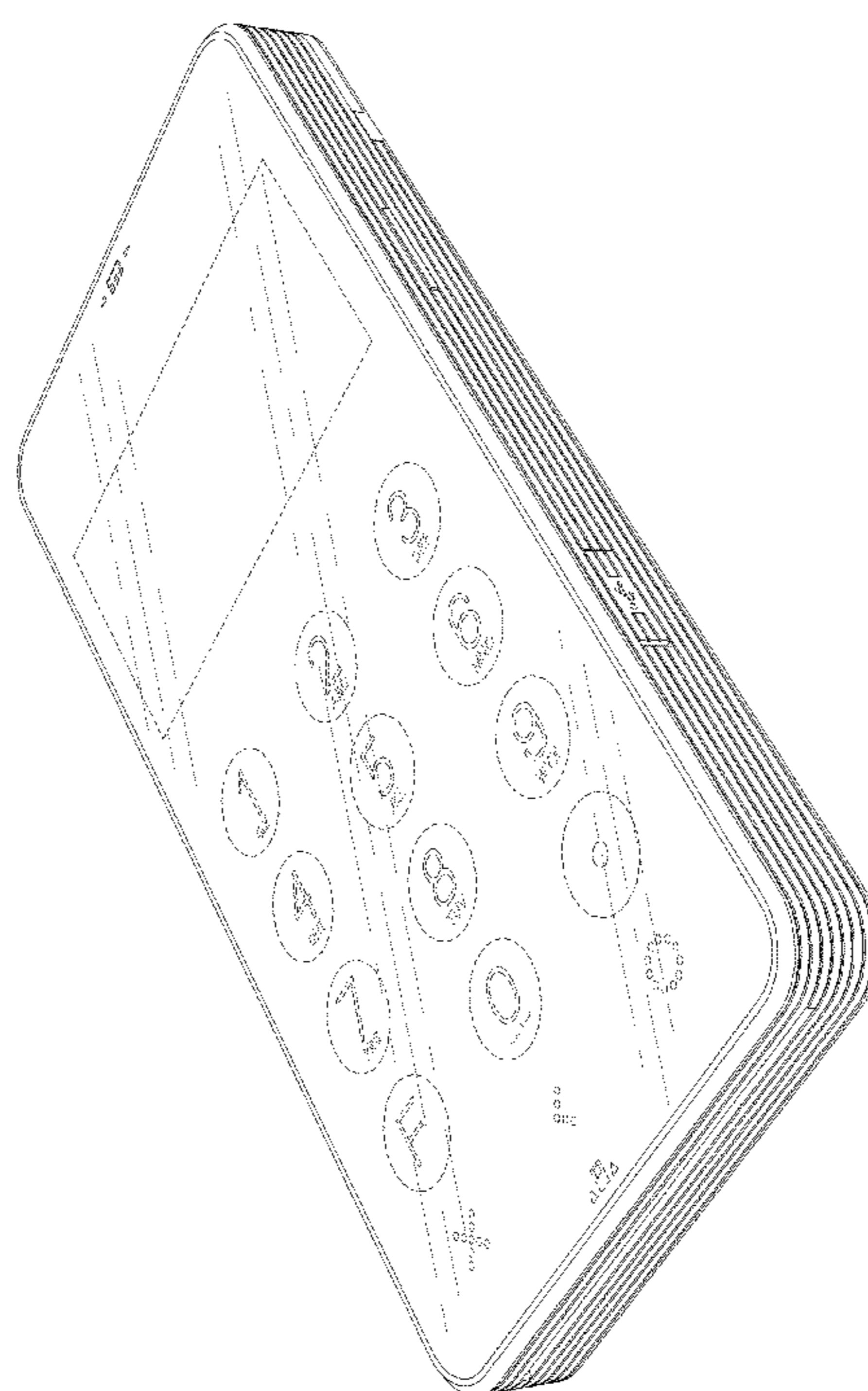


FIG. 1

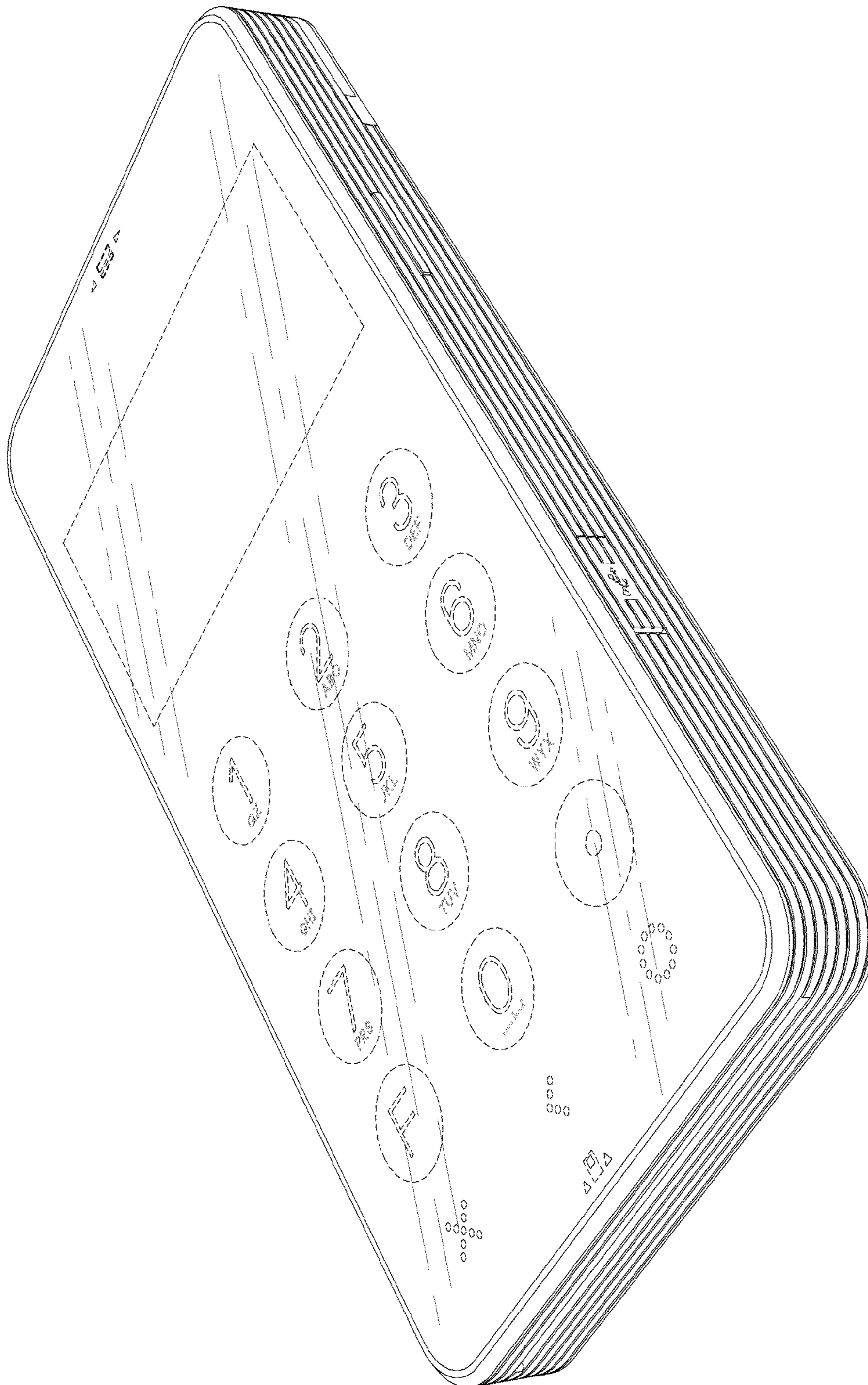


FIG. 2

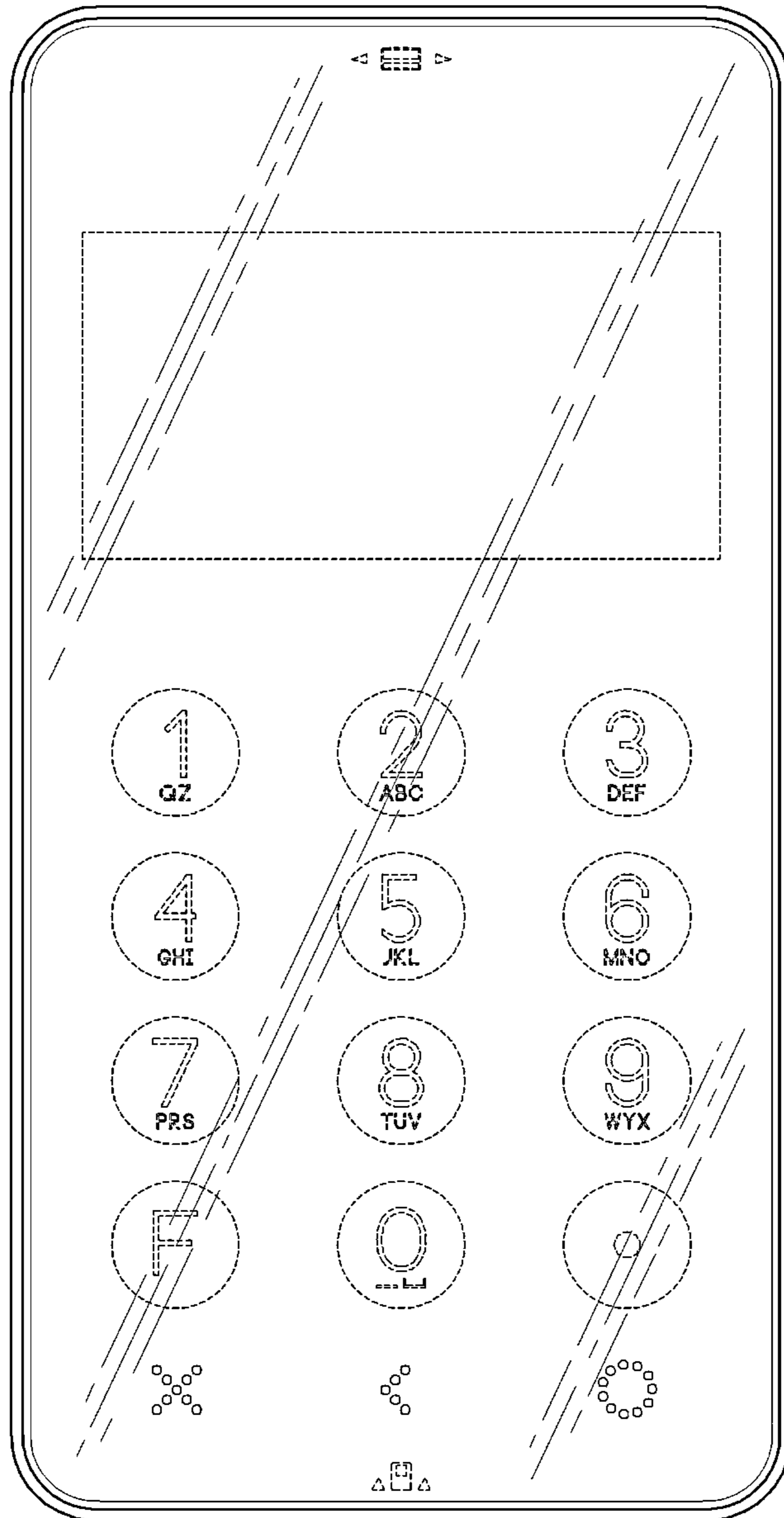


FIG. 3

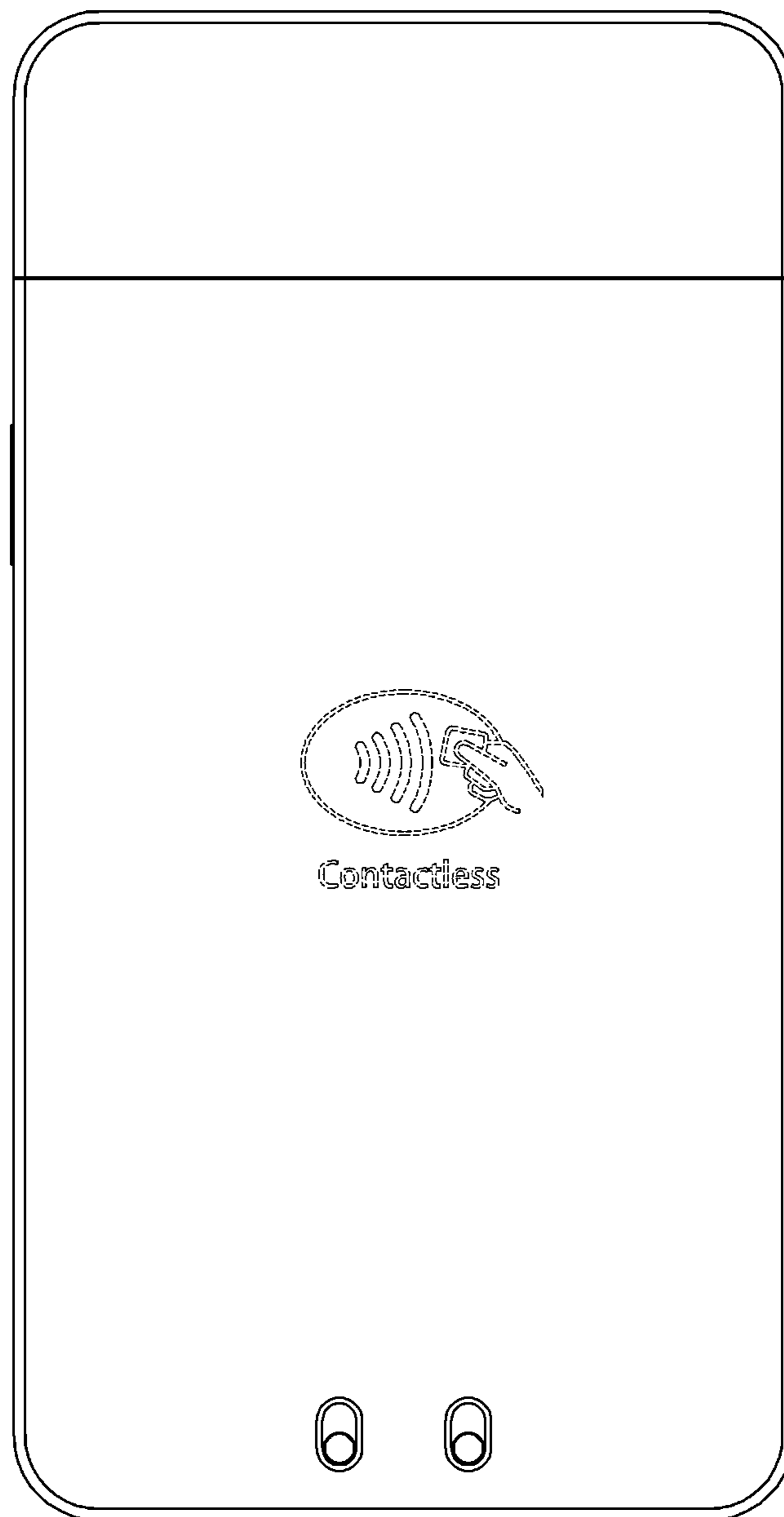


FIG. 4




FIG. 5

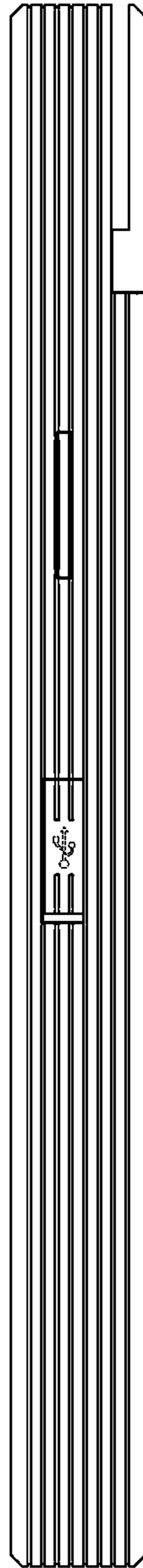


FIG. 6




FIG. 7




FIG. 8

