



US00D716366S

(12) **United States Design Patent**  
**Porter**

(10) **Patent No.:** **US D716,366 S**

(45) **Date of Patent:** **\*\* Oct. 28, 2014**

(54) **EYEGLASSES**

(71) Applicant: **VisOptical, LLC**, Fenton, MO (US)

(72) Inventor: **David R. Porter**, St. Louis, MO (US)

(73) Assignee: **VisOptical, LLC**, Fenton, MO (US)

(\*\*) Term: **14 Years**

(21) Appl. No.: **29/443,856**

(22) Filed: **Jan. 23, 2013**

(51) **LOC (10) Cl.** ..... **16-06**

(52) **U.S. Cl.**  
USPC ..... **D16/315**

(58) **Field of Classification Search**  
CPC ..... G02C 1/04; G02C 2200/08; G02C 1/02;  
G02C 1/06  
USPC ..... D16/101, 300–342, 900; D29/109–110;  
351/41, 44, 51–52, 62, 158, 92,  
351/103–123, 140–153, 63, 59, 45–46;  
2/426–432, 447–449, 441, 434–437,  
2/13, 15; D21/483, 659–661; D14/372

See application file for complete search history.

(56) **References Cited**

U.S. PATENT DOCUMENTS

6,666,554 B2 *	12/2003	Mulvey	.....	351/107
D640,310 S *	6/2011	Suzuki et al.	.....	D16/315
D667,044 S *	9/2012	Markovitz et al.	.....	D16/315
2013/0176526 A1 *	7/2013	Hung	.....	351/103

\* cited by examiner

*Primary Examiner* — Raphael Barkai

(74) *Attorney, Agent, or Firm* — Thompson Coburn LLP

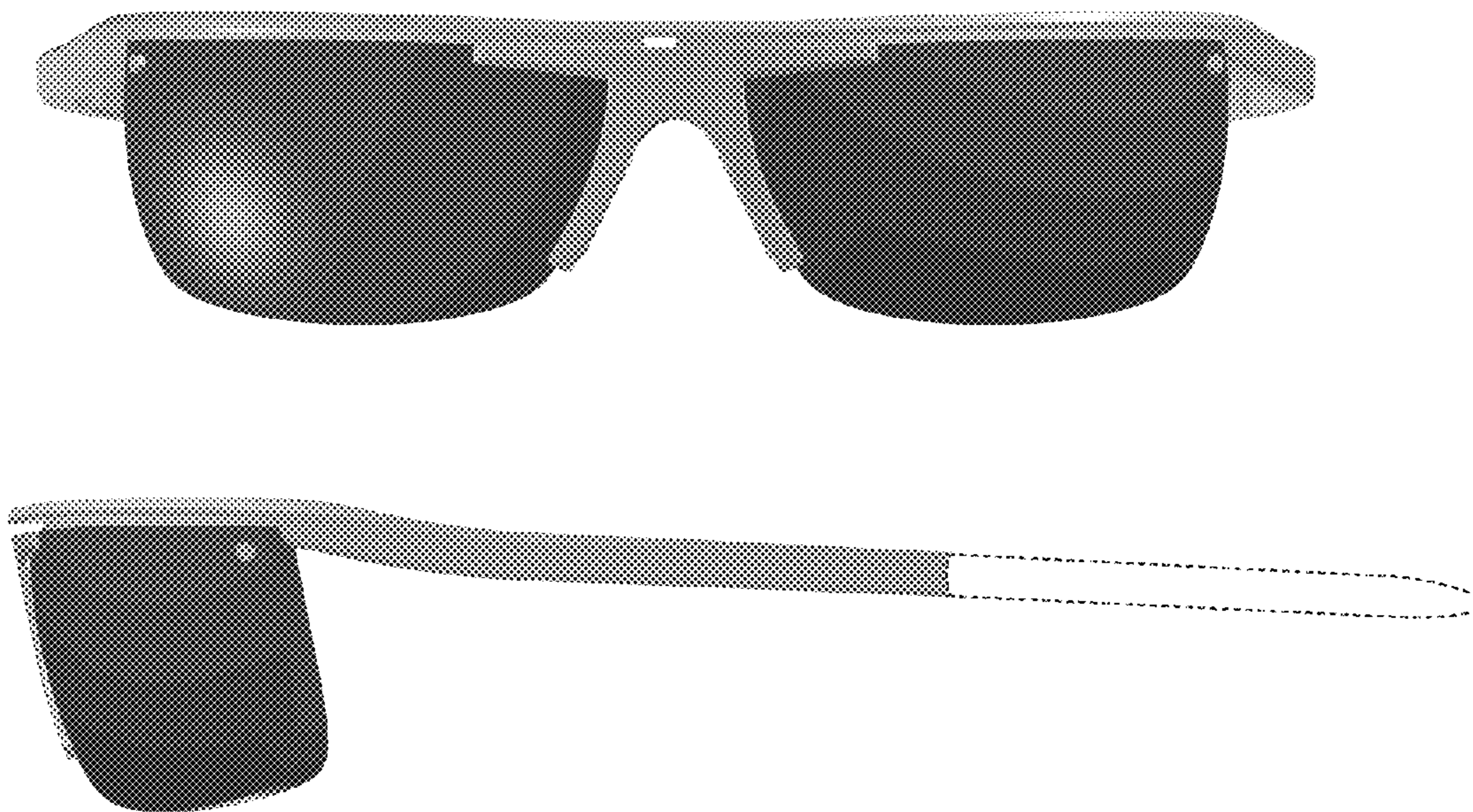
(57) **CLAIM**

The ornamental design of the eyeglasses, as shown and described.

**DESCRIPTION**

FIG. 1 is a front view of the eyeglasses design.  
FIG. 2 is a top view of the eyeglasses design.  
FIG. 3 is a right view of the eyeglasses design, the left view being a mirror image thereof.  
FIG. 4 is a bottom view of the eyeglasses design.  
FIG. 5 is a rear view of the eyeglasses design; and,  
FIG. 6 is an isometric view of the eyeglasses design showing the front, top and right sides thereof.  
The regions shown within dashed lines show portions of the eyeglasses that form no part of the claimed design.  
No claim to particular colors or relative shades of the shading shown in the figures is made herein.

**1 Claim, 3 Drawing Sheets**






FIG. 1



FIG. 2



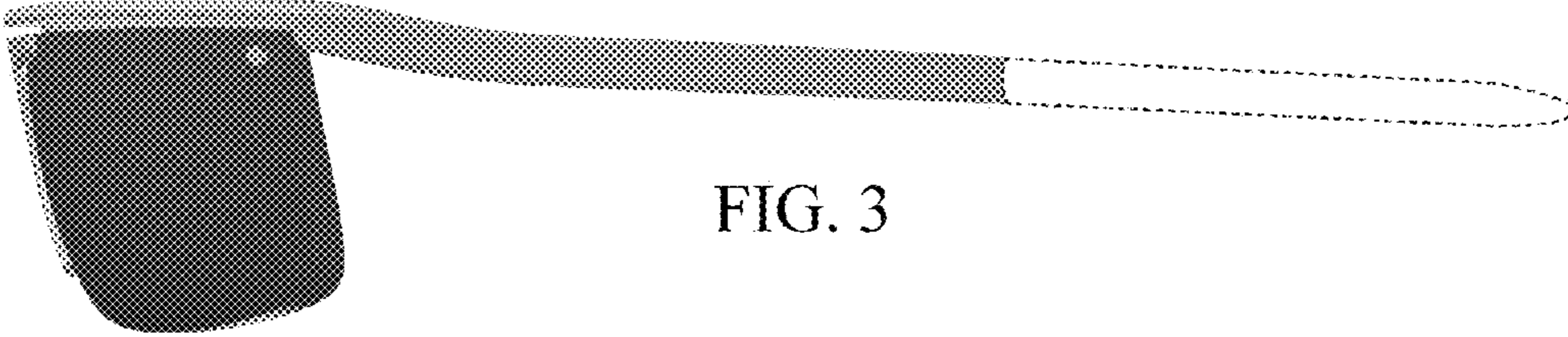


FIG. 3

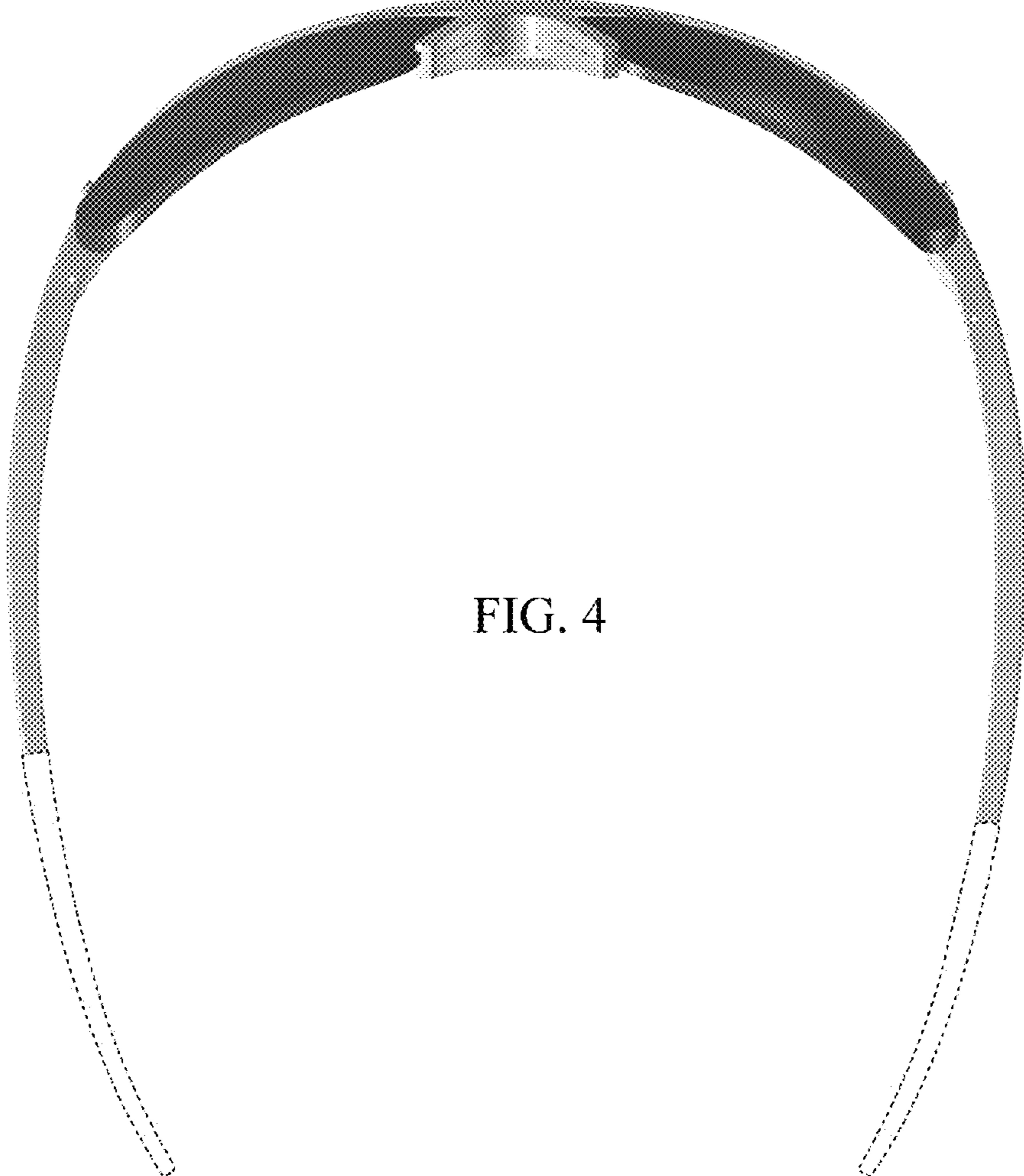


FIG. 4




FIG. 5

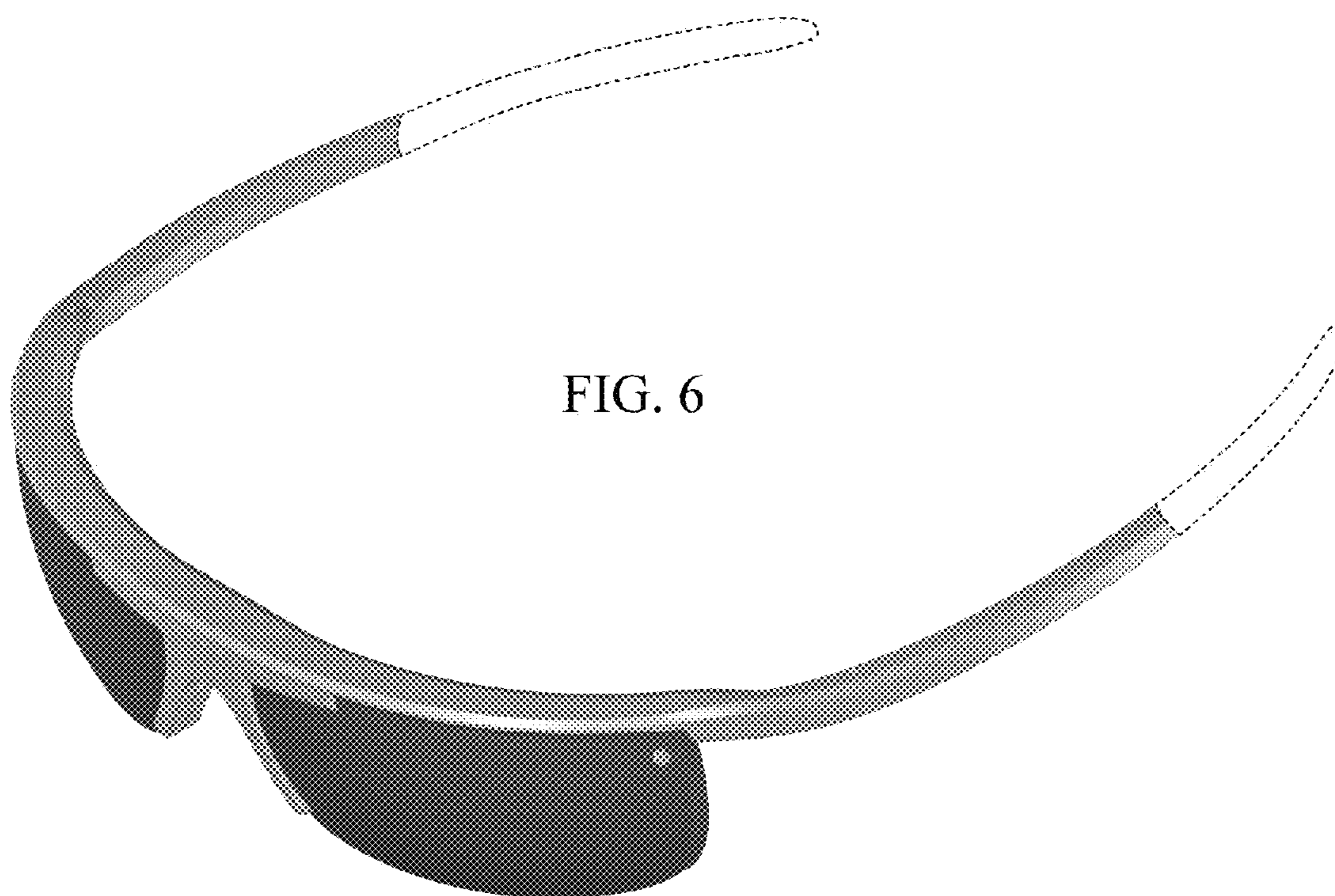


FIG. 6