



US00D716345S

(12) **United States Design Patent**
Morris et al.

(10) **Patent No.:** **US D716,345 S**
(45) **Date of Patent:** **** Oct. 28, 2014**

(54) **DISPLAY SCREEN OR A PORTION THEREOF WITH GRAPHICAL USER INTERFACE**

(71) Applicant: **CloudCar, Inc.**, Los Altos, CA (US)

(72) Inventors: **Ron Morris**, Seattle, WA (US); **Evan Malahy**, Santa Clara, CA (US)

(73) Assignee: **CloudCar, Inc.**, Los Altos, CA (US)

(**) Term: **14 Years**

(21) Appl. No.: **29/441,571**

(22) Filed: **Jan. 7, 2013**

(51) **LOC (10) Cl.** **14-04**

(52) **U.S. Cl.**
USPC **D14/492**

(58) **Field of Classification Search**
USPC D14/485–495; 715/728, 717, 835, 812,
715/810, 798, 738, 764
See application file for complete search history.

(56) **References Cited**

U.S. PATENT DOCUMENTS

6,661,438	B1 *	12/2003	Shiraishi et al.	715/835
D562,344	S *	2/2008	Anderson et al.	D14/488
D644,661	S *	9/2011	Gardner et al.	D14/495
D648,346	S *	11/2011	Anzures	D14/486
D650,793	S *	12/2011	Impas et al.	D14/489
D660,864	S	5/2012	Anzures et al.	
D664,970	S	8/2012	Ray et al.	
D665,421	S *	8/2012	Morrow et al.	D14/492
D669,499	S *	10/2012	Gardner et al.	D14/495
D682,872	S *	5/2013	Frijlink	D14/487

D682,881	S *	5/2013	Davydov et al.	D14/492
D687,452	S *	8/2013	Anzures et al.	D14/486
D687,462	S *	8/2013	Anzures	D14/492
D690,733	S *	10/2013	Yang et al.	D14/489
D698,363	S *	1/2014	Asai	D14/488
D703,231	S *	4/2014	Anzures et al.	D14/492
D703,234	S *	4/2014	Lim et al.	D14/492
D703,695	S *	4/2014	Anzures et al.	D14/492
D703,696	S *	4/2014	Anzures et al.	D14/492
D704,217	S *	5/2014	Jin et al.	D14/492
D704,218	S *	5/2014	Ahn et al.	D14/492
D704,219	S *	5/2014	Ahn et al.	D14/492
D704,220	S *	5/2014	Lim et al.	D14/492
D704,221	S *	5/2014	Ma et al.	D14/492
2013/0219277	A1 *	8/2013	Wang et al.	715/728
2014/0006167	A1 *	1/2014	Korn	705/14.64

* cited by examiner

Primary Examiner — Kevin Rudzinski

(74) *Attorney, Agent, or Firm* — Inventive Patent Law P.C.;
Jim H. Salter


(57) **CLAIM**

The ornamental design for a display screen or a portion thereof with graphical user interface, as shown and described.

DESCRIPTION

FIG. 1 is a front view of the display screen or a portion thereof with graphical user interface, in accordance with a first embodiment of the present invention; and,
FIG. 2 is a front view of the display screen or a portion thereof with graphical user interface, in accordance with a second embodiment of the present invention.
The broken line showing of the display screen or a portion thereof forms no part of the claimed design.

1 Claim, 2 Drawing Sheets






Figure 1




Figure 2