



US00D716303S

(12) **United States Design Patent**
Oh et al.

(10) **Patent No.:** **US D716,303 S**
(45) **Date of Patent:** **** Oct. 28, 2014**

(54) **INPUT PEN FOR ELECTRONIC DEVICE**

(71) Applicant: **Samsung Electronics Co., Ltd.**,
Suwon-si (KR)

(72) Inventors: **Christine Rhea Oh**, Yongin (KR);
Tae-Joong Kim, Seoul (KR)

(73) Assignee: **Samsung Electronics Co., Ltd.**,
Suwon-si (KR)

(**) Term: **14 Years**

(21) Appl. No.: **29/480,237**

(22) Filed: **Jan. 24, 2014**

(30) **Foreign Application Priority Data**

Aug. 27, 2013 (KR) 30-2013-0043849

(51) **LOC (10) Cl.** **14-02**

(52) **U.S. Cl.**
USPC **D14/411**

(58) **Field of Classification Search**
CPC G06F 3/016; G06F 3/033; G06F 3/0317;
G06F 3/03545; G06F 3/041; G06K 9/222
USPC D14/411; D19/35, 36, 41-51, 54-58;
401/55, 99, 100, 104-107, 196, 197,
401/202, 208, 209, 213, 192, 195, 243;
708/107; 345/179, 173; 178/19.01;
700/94

See application file for complete search history.

(56) **References Cited**

U.S. PATENT DOCUMENTS

D230,403 S * 2/1974 Englund D14/431
D356,306 S * 3/1995 Ady et al. D14/411
D614,623 S * 4/2010 Crisp et al. D14/411

D617,796 S * 6/2010 Ando D14/411
D623,650 S * 9/2010 Ishibashi et al. D14/411
D662,097 S * 6/2012 Lin D14/411
D670,289 S * 11/2012 Bae et al. D14/411
D676,049 S * 2/2013 Lee et al. D14/411
D686,662 S * 7/2013 Kermoal et al. D19/48
D704,710 S * 5/2014 Chen D14/411
D705,780 S * 5/2014 Nishizawa D14/411
D706,781 S * 6/2014 Lei D14/411

* cited by examiner

Primary Examiner — Austin Murphy

(74) *Attorney, Agent, or Firm* — NSIP Law

(57) **CLAIM**

The ornamental design for an input pen for electronic device, as shown and described.

DESCRIPTION

FIG. 1 is a front perspective view of an input pen for electronic device showing our new design;
FIG. 2 is a front view thereof;
FIG. 3 is a rear view of thereof;
FIG. 4 is a left-side view thereof;
FIG. 5 is a right-side view thereof;
FIG. 6 is a top view thereof;
FIG. 7 is a bottom view thereof; and,
FIG. 8 is an enlarged view of the encircled portion A as shown in FIG. 3.

The broken lines illustrating portions of the input pen for electronic device are for environmental purposes only and form no part of the claimed design.

The dot-dash broken lines encircling portions of the claimed design that are illustrated in enlargements form no part of the claimed design.

1 Claim, 5 Drawing Sheets

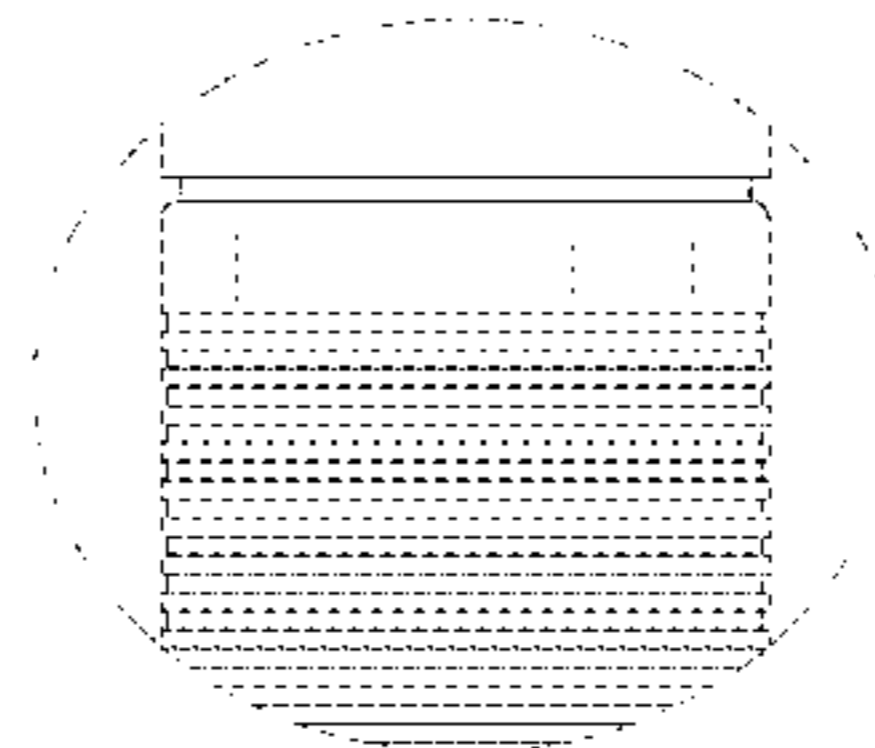
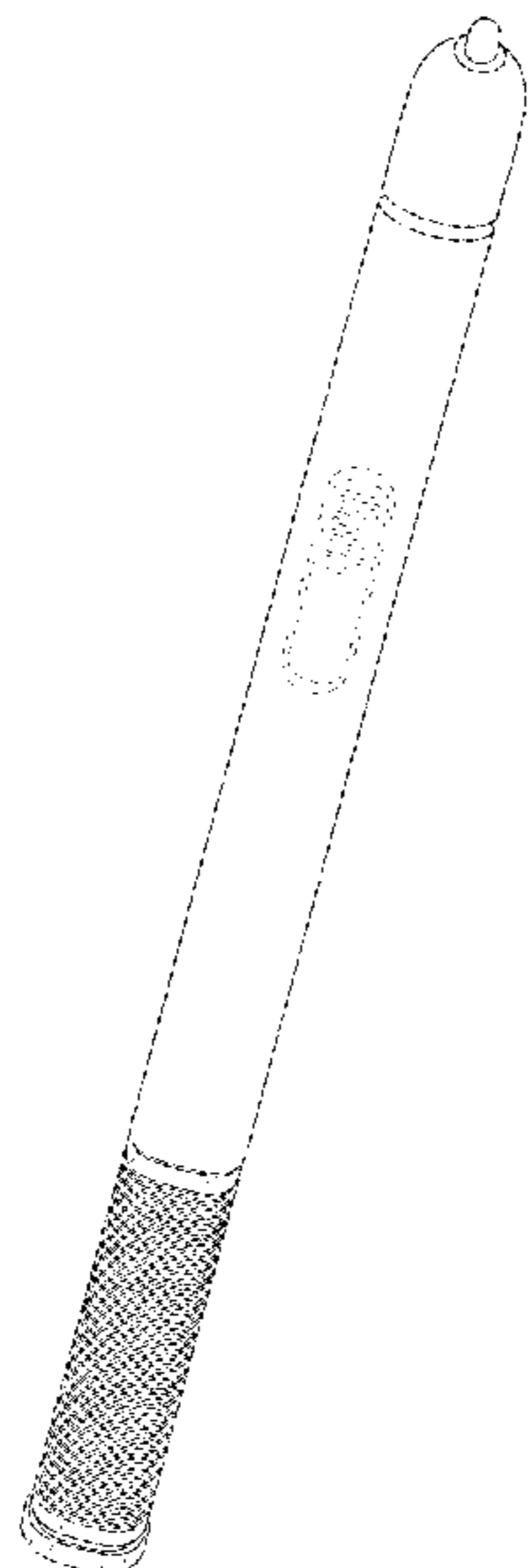


FIG. 1

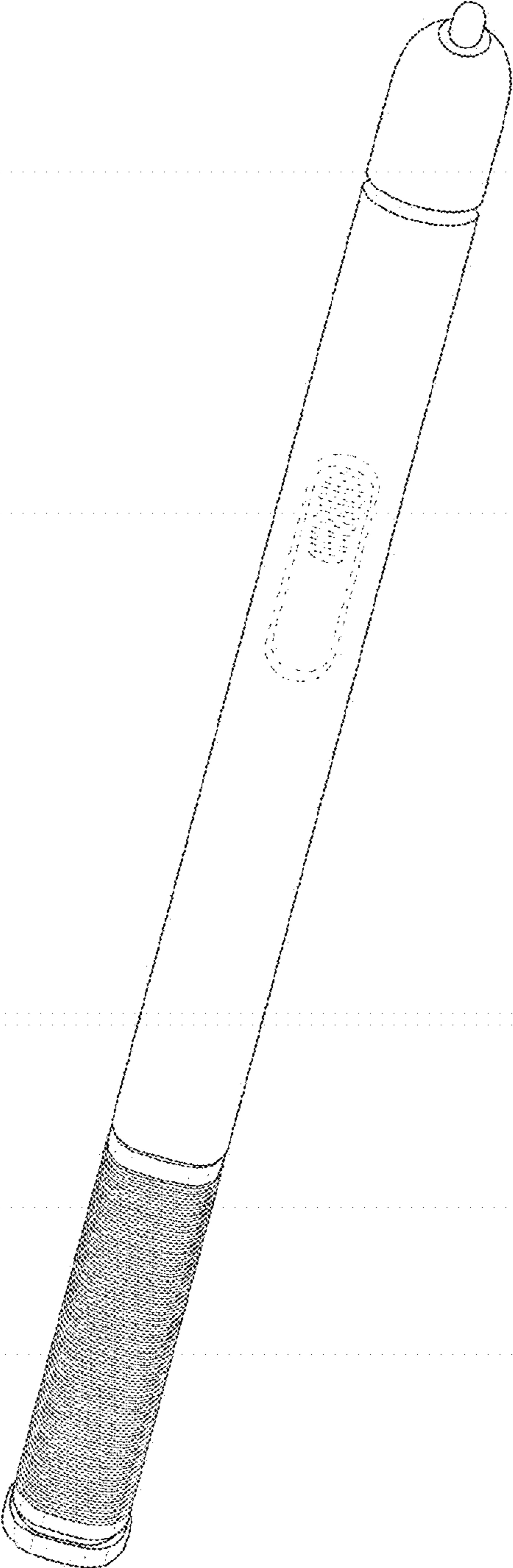


FIG.2




FIG.3




FIG.4




FIG.5



FIG.6

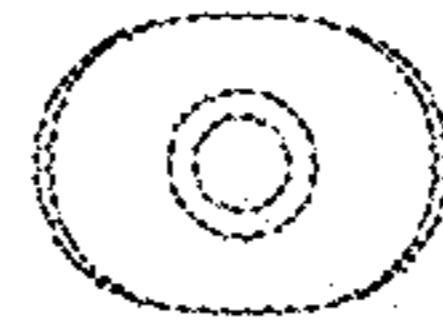


FIG.7

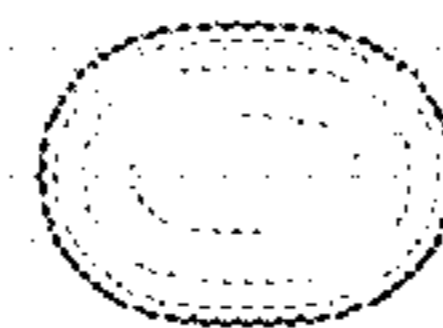


FIG.8

