



US00D716301S

(12) **United States Design Patent**  
**Almond**

(10) **Patent No.:** **US D716,301 S**

(45) **Date of Patent:** **\*\* Oct. 28, 2014**

(54) **GRAPHICS TABLET**

(75) Inventor: **John Almond**, Chester (GB)

(73) Assignee: **Promethean Limited**, Blackburn,  
Lancashire (GB)

(\*\*) Term: **14 Years**

(21) Appl. No.: **29/403,916**

(22) Filed: **Oct. 12, 2011**

(30) **Foreign Application Priority Data**

Apr. 12, 2011 (EP) ..... 001271563

(51) **LOC (10) Cl.** ..... **14-02**

(52) **U.S. Cl.**  
USPC ..... **D14/389**

(58) **Field of Classification Search**  
USPC ..... D14/388-390, 341, 383, 374, 381, 371,  
D14/129, 456; D19/52; D10/65; 178/18.01,  
178/18.03-18.09, 18.11; 345/173-178  
See application file for complete search history.

(56) **References Cited**

**U.S. PATENT DOCUMENTS**

D266,762 S \* 11/1982 Gibson ..... D14/141.3  
D284,084 S \* 6/1986 Ferrara, Jr. .... D14/389  
D285,203 S \* 8/1986 Milroy et al. .... D14/390

D304,032 S \* 10/1989 Fine et al. .... D14/374  
D313,409 S \* 1/1991 Chowdhree et al. .... D14/389  
D321,172 S \* 10/1991 Moore et al. .... D14/389  
D353,803 S \* 12/1994 Kuzumoto et al. .... D14/341  
D388,065 S \* 12/1997 Kawauchi et al. .... D14/389  
D492,303 S \* 6/2004 Schlieffers et al. .... D14/341  
D501,473 S \* 2/2005 Nakata ..... D14/341  
D609,782 S \* 2/2010 Whatley ..... D23/249  
D637,984 S \* 5/2011 Willard ..... D14/129  
D642,562 S \* 8/2011 Kato ..... D14/341  
D647,903 S \* 11/2011 McClelland et al. .... D14/371  
D664,144 S \* 7/2012 Akana et al. .... D14/389

\* cited by examiner

*Primary Examiner* — Cathron Brooks

*Assistant Examiner* — Katie Mrocicka

(74) *Attorney, Agent, or Firm* — Marsh Fischmann &  
Breyfogle LLP; Jonathan A. Szumny

(57) **CLAIM**

The ornamental design for a graphics tablet, as shown and described.

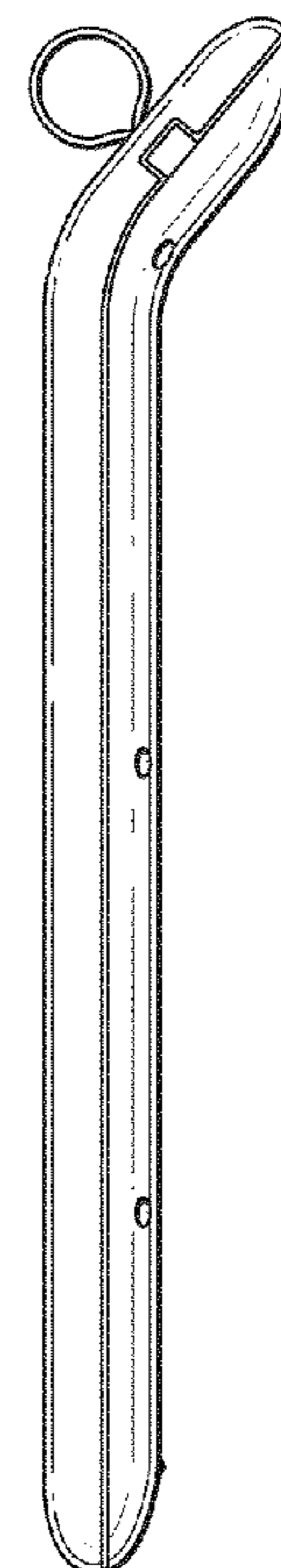
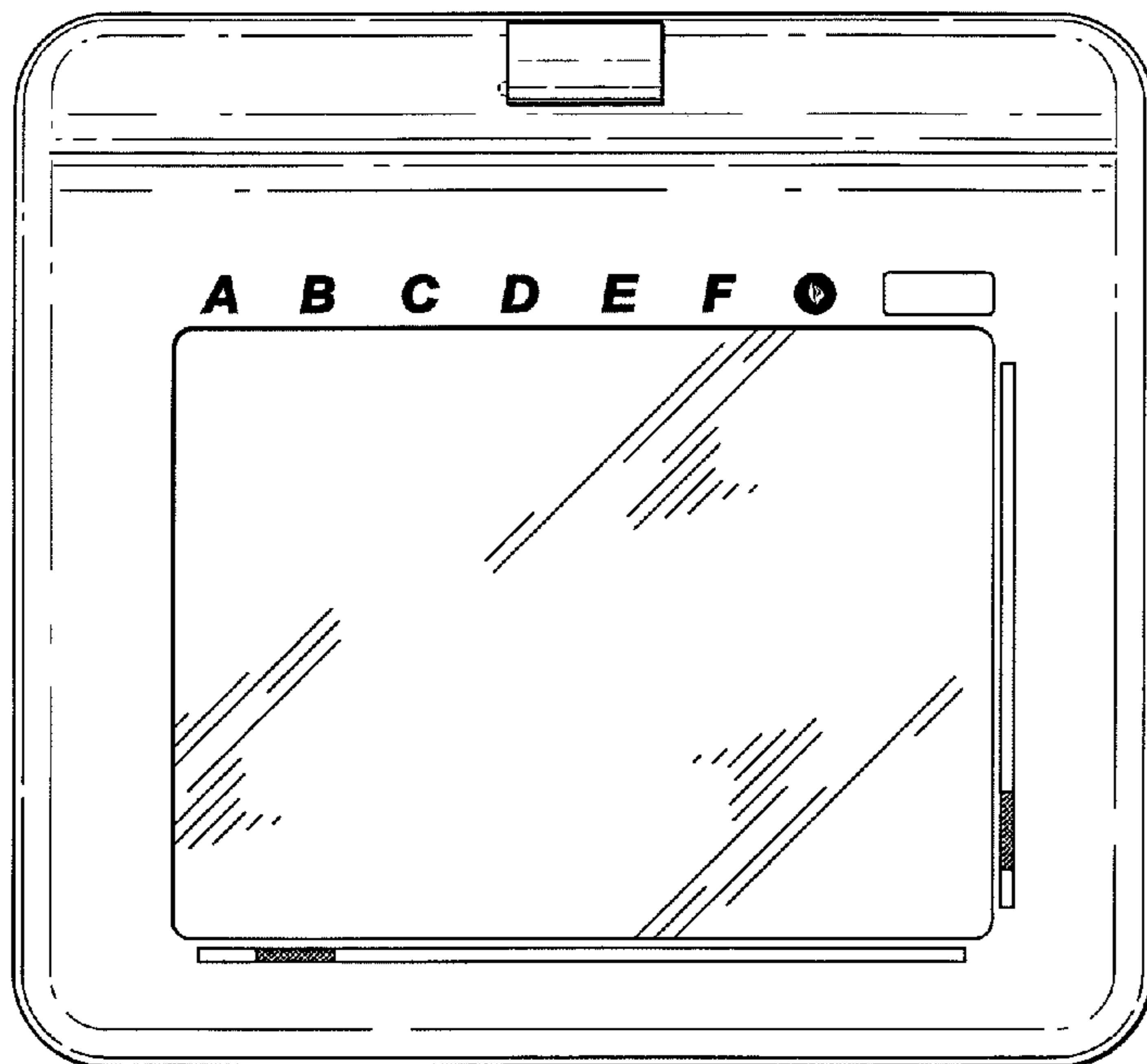
**DESCRIPTION**

FIG. 1 illustrates a front view of the graphics tablet of the claimed design, showing the display and data entry side.

FIG. 2 is a right side view of the graphics tablet shown in FIG. 1; and,

FIG. 3 is a rear or back side view of the graphics tablet shown in FIGS. 1 and 2.

**1 Claim, 3 Drawing Sheets**



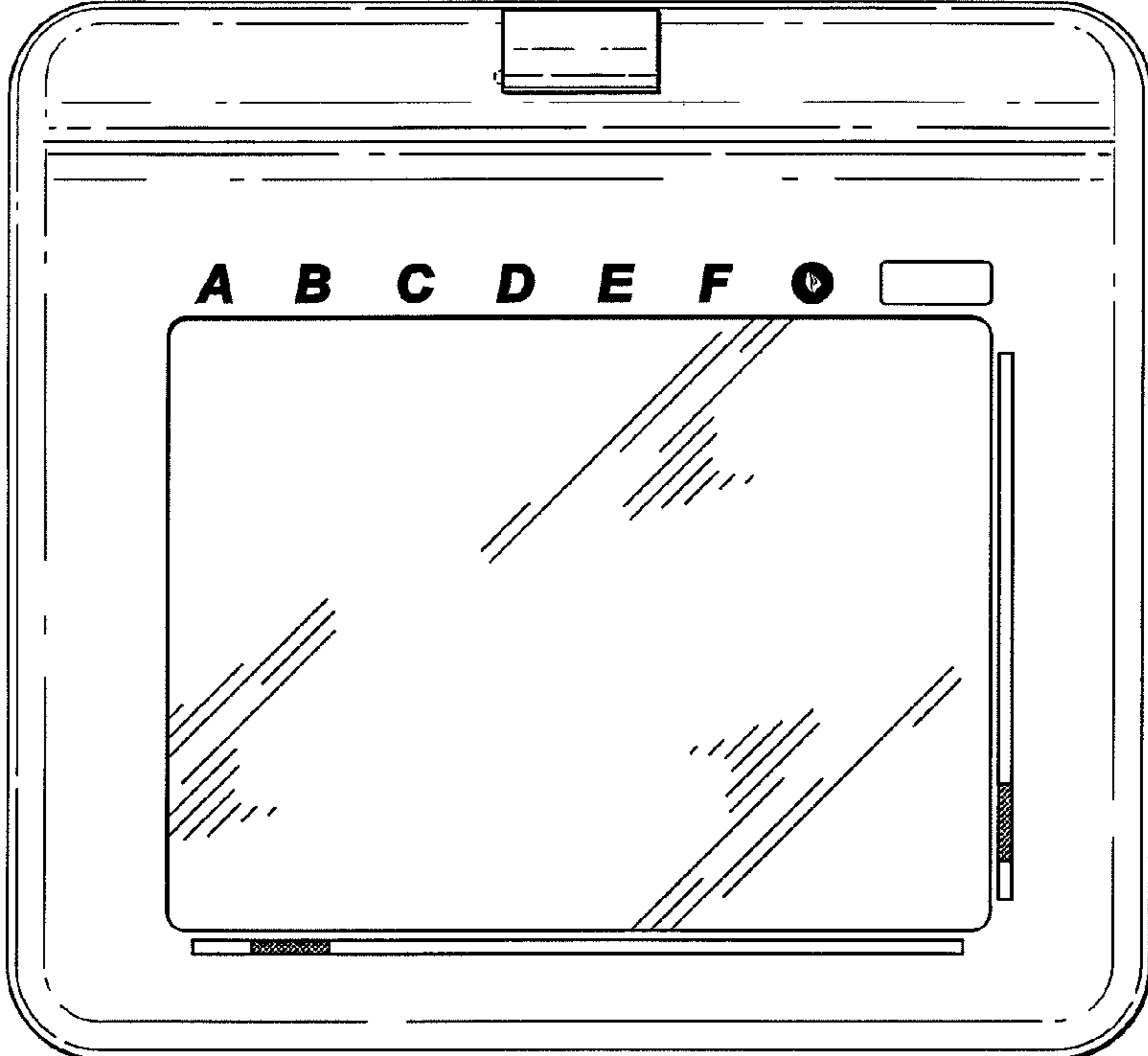


FIG. 1

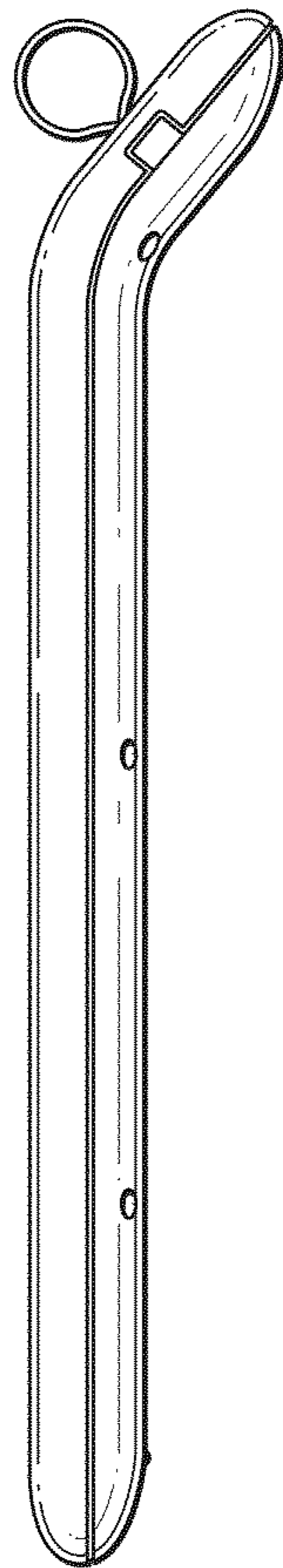


FIG. 2

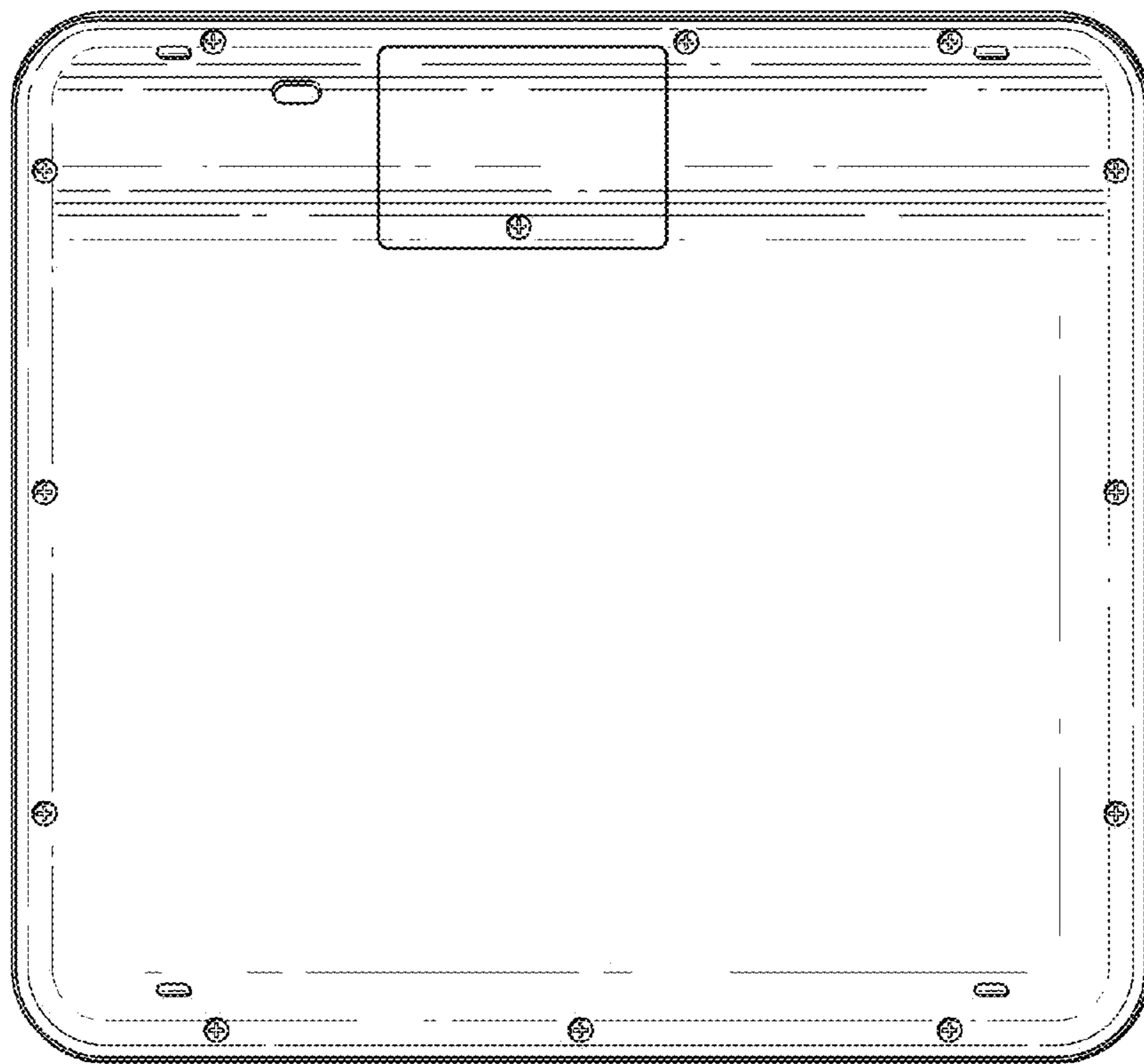


FIG. 3