



US00D716299S

(12) **United States Design Patent**
Olsson et al.

(10) **Patent No.:** **US D716,299 S**
(45) **Date of Patent:** **** Oct. 28, 2014**

(54) **WEARABLE DISPLAY DEVICE**

DESCRIPTION

(75) Inventors: **Maj Isabelle Olsson**, San Francisco, CA (US); **Matthew Wyatt Martin**, Ross, CA (US)

(73) Assignee: **Google Inc.**, Mountain View, CA (US)

(**) Term: **14 Years**

(21) Appl. No.: **29/416,454**

(22) Filed: **Mar. 22, 2012**

(51) **LOC (10) Cl.** **14-02**

(52) **U.S. Cl.**

USPC **D14/372**

(58) **Field of Classification Search**

CPC G02B 27/017; G02B 27/0158; G02B 27/0161; G02B 27/0181; G02B 27/0185; G02B 27/0189

USPC D14/372, 496, 432, 371, 125, 126, 129, D14/299; D16/300-342; 351/158, 153, 144; 345/7-9, 905; 455/344; 348/115, 53, 348/121, 739

See application file for complete search history.

(56) **References Cited**

U.S. PATENT DOCUMENTS

D327,079 S 6/1992 Allen
D334,557 S 4/1993 Hunter et al.
D337,320 S 7/1993 Hunter et al.
D402,651 S 12/1998 Depay et al.
D429,253 S * 8/2000 Robertson et al. D14/496

(Continued)

Primary Examiner — Austin Murphy

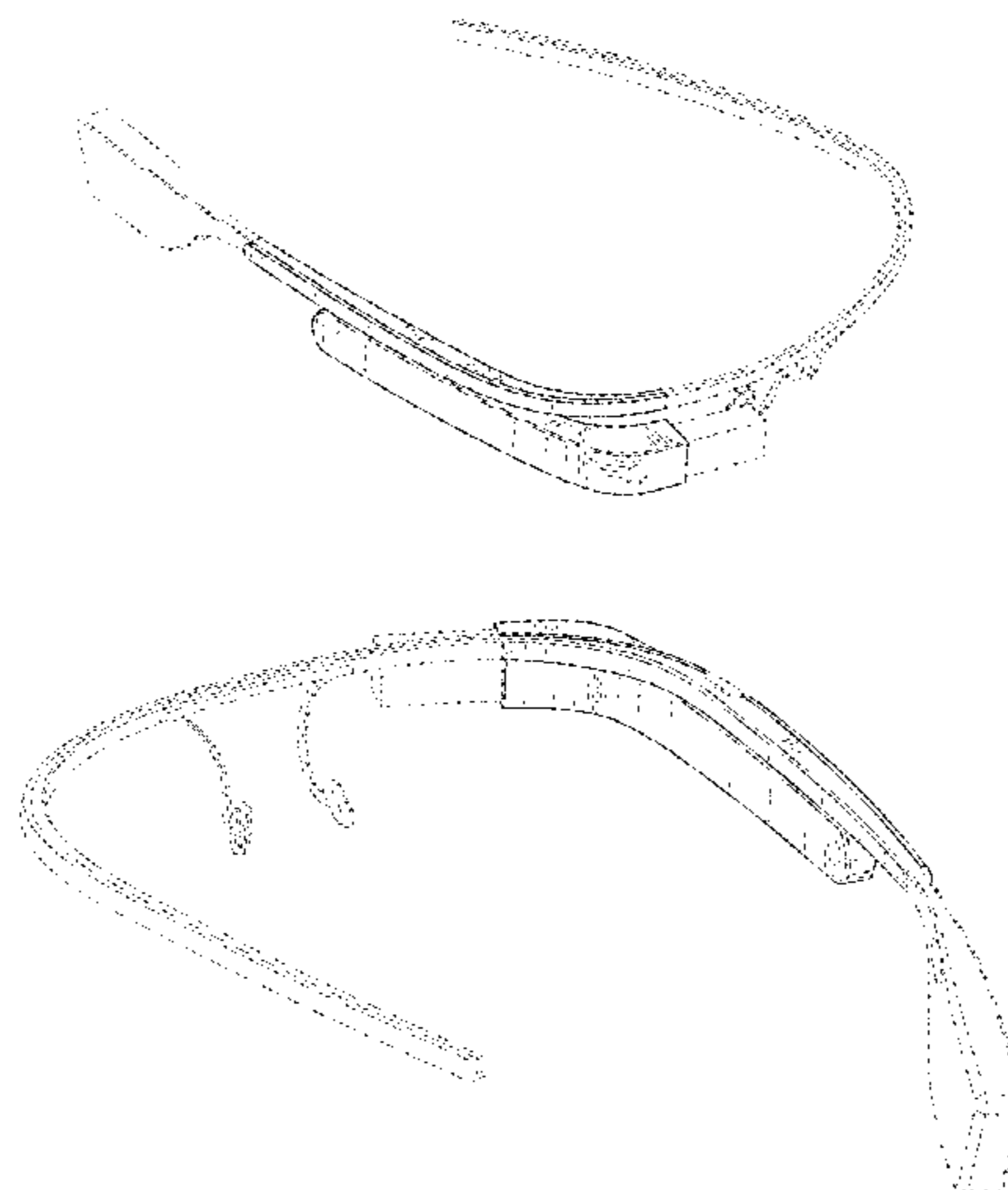
(74) *Attorney, Agent, or Firm* — Lerner, David, Littenberg, Krumholz & Mentlik, LLP

(57) **CLAIM**

The ornamental design for a wearable display device, as shown and described.

FIG. 1 is a front perspective view of a wearable display device according to a first embodiment of our design;
FIG. 2 is a front elevation view of the wearable display device of FIG. 1;
FIG. 3 is a back elevation view of the wearable display device of FIG. 1;
FIG. 4 is a right elevation view of the wearable display device of FIG. 1;
FIG. 5 is a left elevation view of the wearable display device of FIG. 1;
FIG. 6 is a top elevation view of the wearable display device of FIG. 1;
FIG. 7 is a bottom elevation view of the wearable display device of FIG. 1;
FIG. 8 is a rear perspective view of the wearable display device of FIG. 1;
FIG. 9 is a rear perspective view of a wearable display device according to a second embodiment of our design of which the other remaining views are identical to those shown in FIGS. 1-7;
FIG. 10 is a front perspective view of a wearable display device according to a third embodiment of our design;
FIG. 11 is a front elevation view of the wearable display device of FIG. 10;
FIG. 12 is a back elevation view of the wearable display device of FIG. 10;
FIG. 13 is a right elevation view of the wearable display device of FIG. 10;
FIG. 14 is a left side elevation view of the wearable display device of FIG. 10; and,
FIG. 15 is a top elevation view of the wearable display device of FIG. 10 a bottom elevation view thereof being identical to the view shown in FIG. 7.
Broken lines are environmental only and form no part of the claimed design.
Broken lines adjacent unshaded areas represent bounds of associated portions of the claimed design and form no part of the claimed design.

1 Claim, 11 Drawing Sheets



(56)

References Cited

U.S. PATENT DOCUMENTS

D436,960 S 1/2001 Budd et al.
 6,747,611 B1* 6/2004 Budd et al. 345/7
 D512,985 S 12/2005 Travers et al.
 D533,893 S 12/2006 Canavan et al.
 D559,250 S 1/2008 Pombo
 D565,082 S 3/2008 McClure et al.
 D566,744 S* 4/2008 Travers et al. D16/300
 D602,064 S 10/2009 Mitsui et al.
 7,631,968 B1 12/2009 Dobson et al.
 7,753,520 B2* 7/2010 Fuziak, Jr. 351/158
 D647,123 S 10/2011 Cho
 D649,177 S 11/2011 Cho et al.

D659,137 S* 5/2012 Matsumoto D14/372
 D659,739 S* 5/2012 Olsson et al. D16/300
 D660,341 S* 5/2012 Olsson et al. D16/300
 D662,964 S* 7/2012 Olsson et al. D16/300
 D664,184 S* 7/2012 Olsson et al. D16/309
 D664,586 S* 7/2012 Olsson D16/300
 D666,237 S* 8/2012 Olsson et al. D16/309
 D669,066 S* 10/2012 Olsson et al. D14/309
 D671,589 S* 11/2012 Olsson D16/300
 D680,152 S* 4/2013 Olsson et al. D16/309
 D691,602 S* 10/2013 Sugihara et al. D14/300
 D692,424 S* 10/2013 Pombo et al. D14/372
 D697,962 S* 1/2014 Olsson D16/300
 D701,506 S* 3/2014 Pombo D14/372
 D703,724 S* 4/2014 Olsson D16/300

* cited by examiner

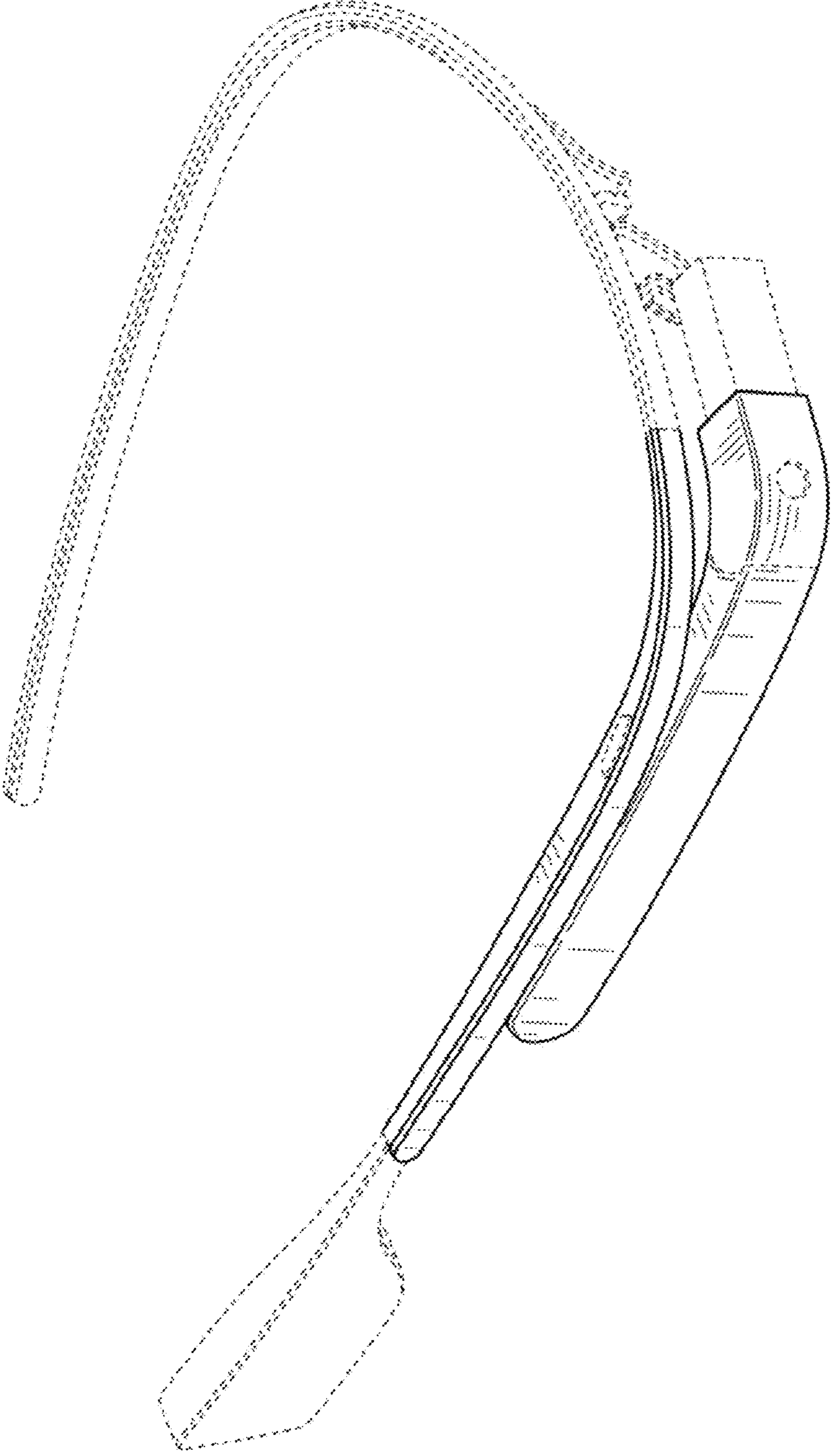


FIG. 1

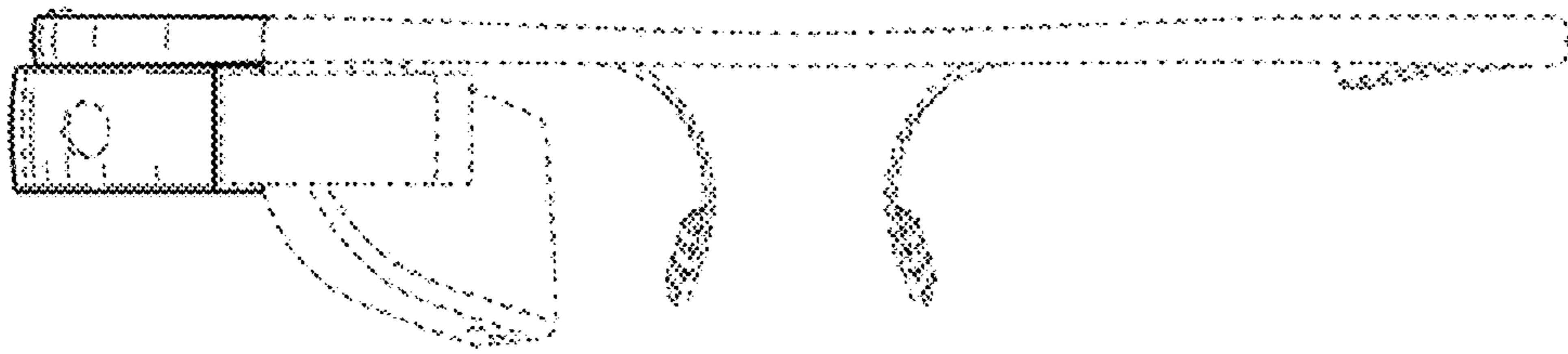


FIG. 2

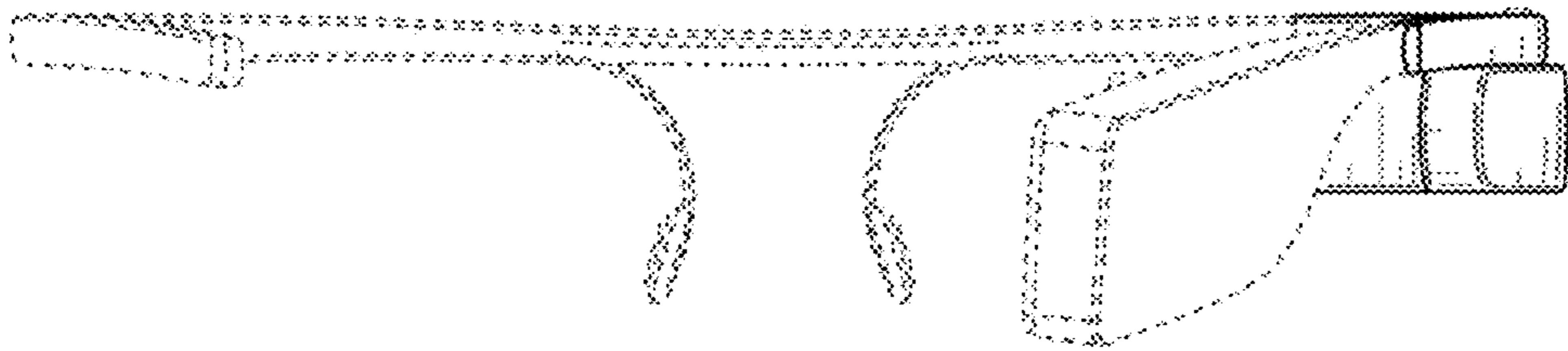


FIG. 3

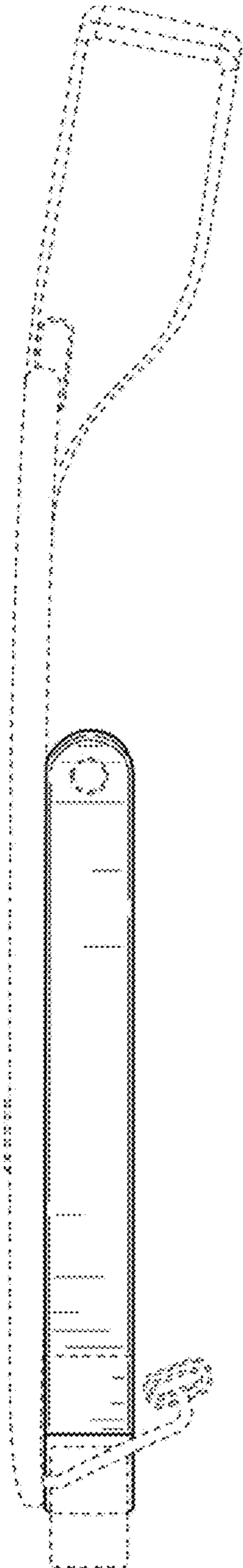


FIG. 4

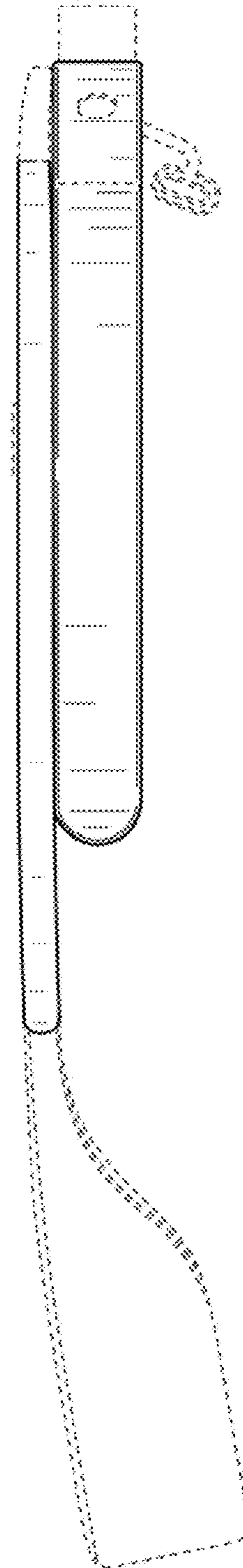


FIG. 5

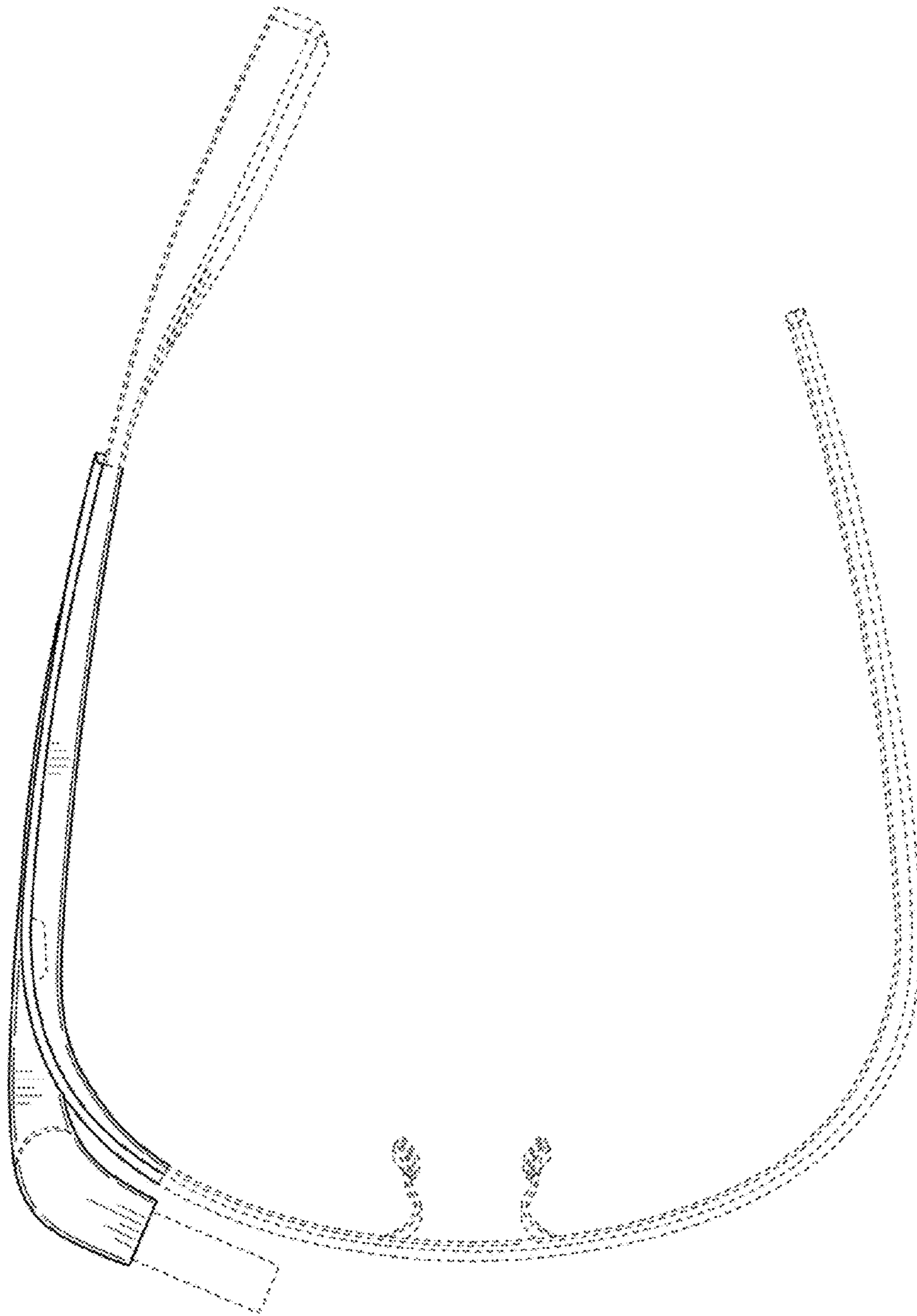


FIG. 6




FIG. 7

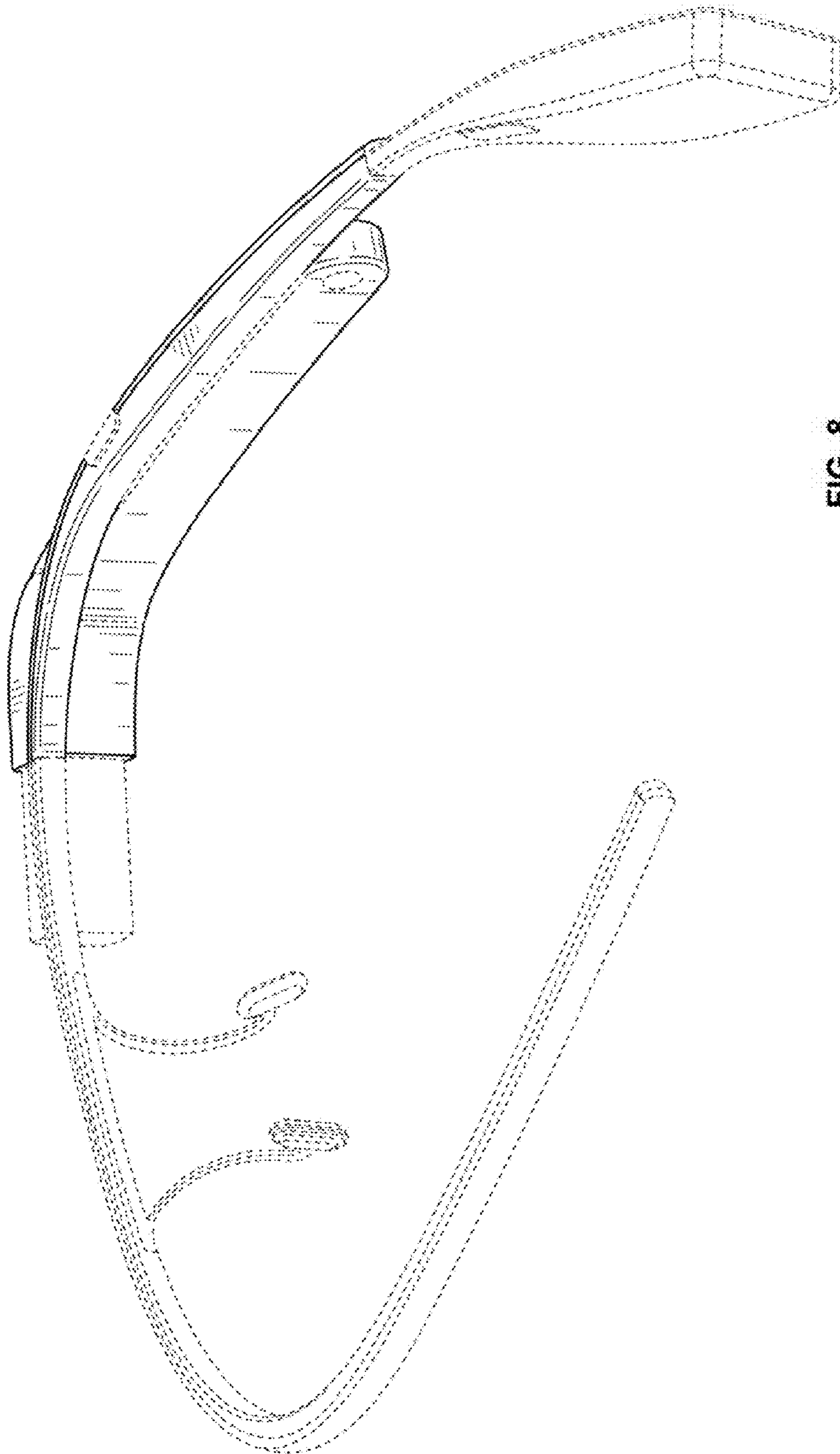


FIG. 8

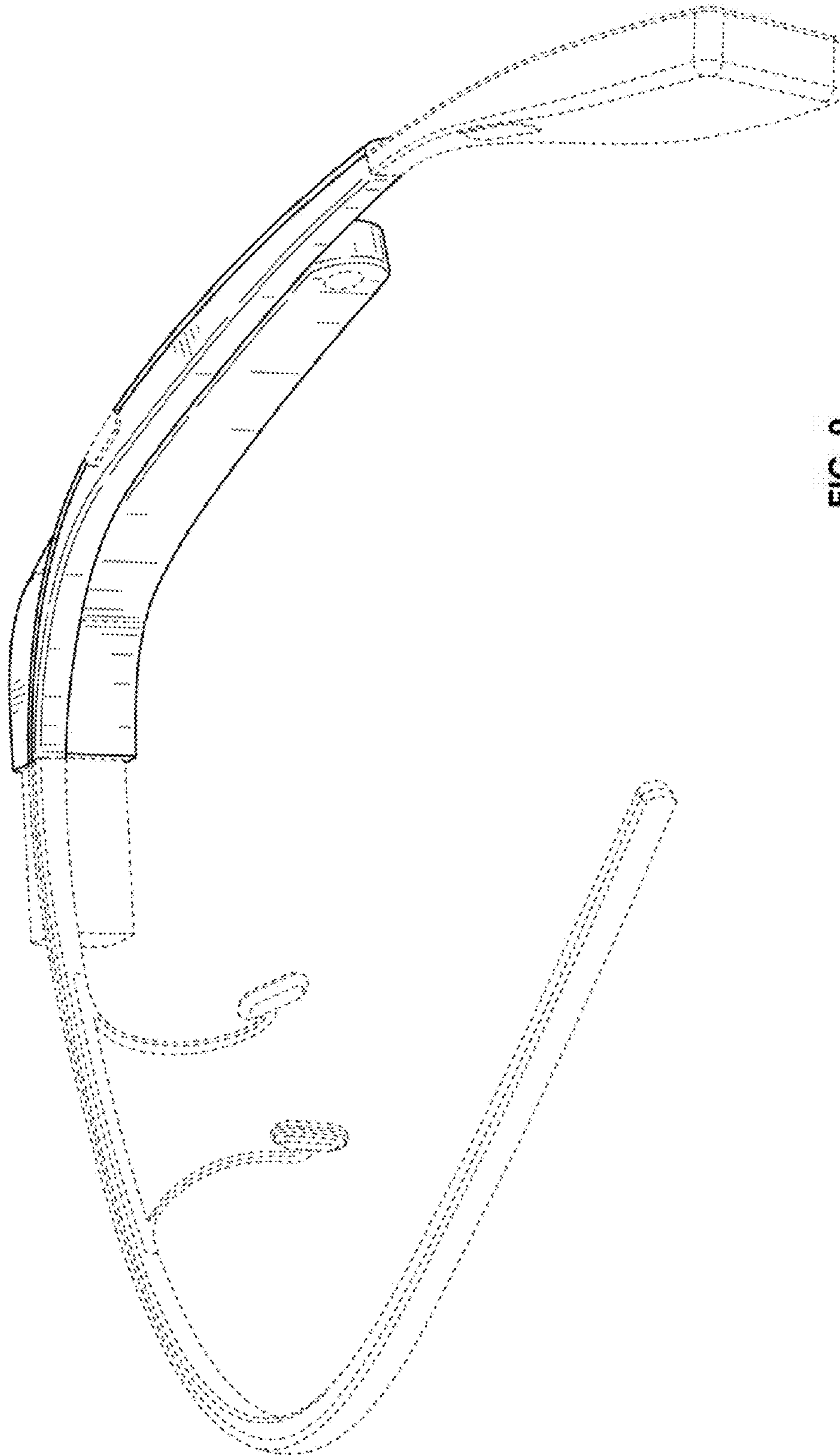


FIG. 9

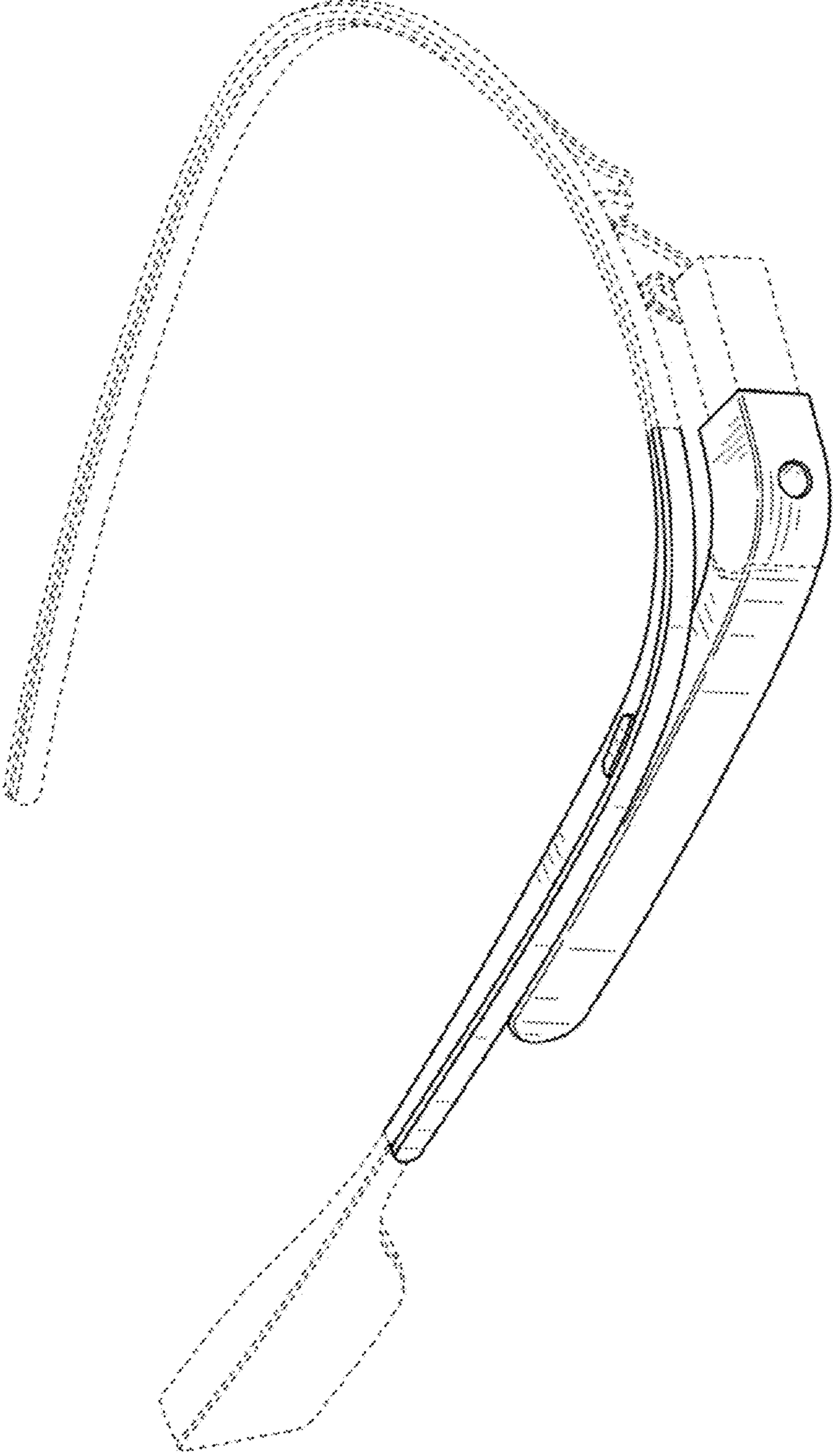


FIG. 10

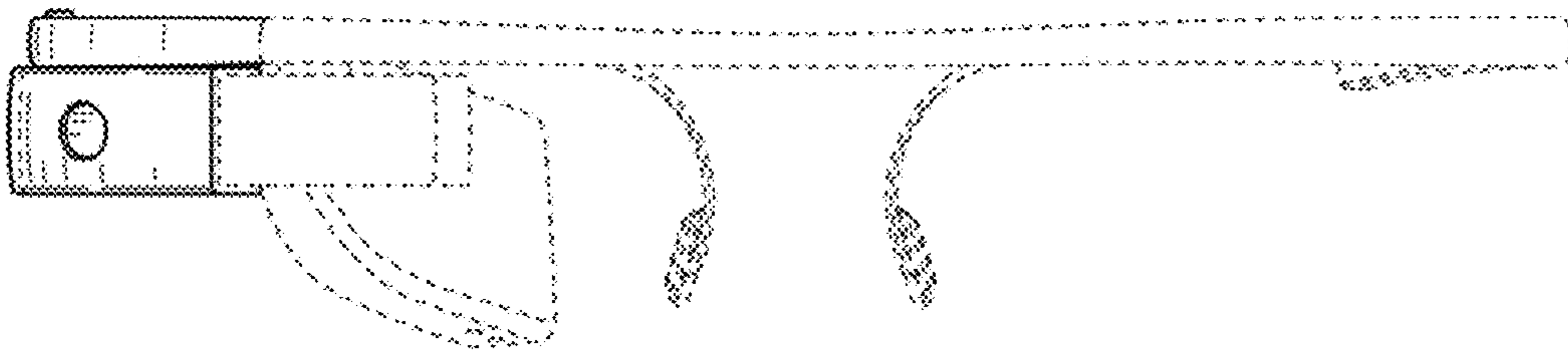


FIG. 11

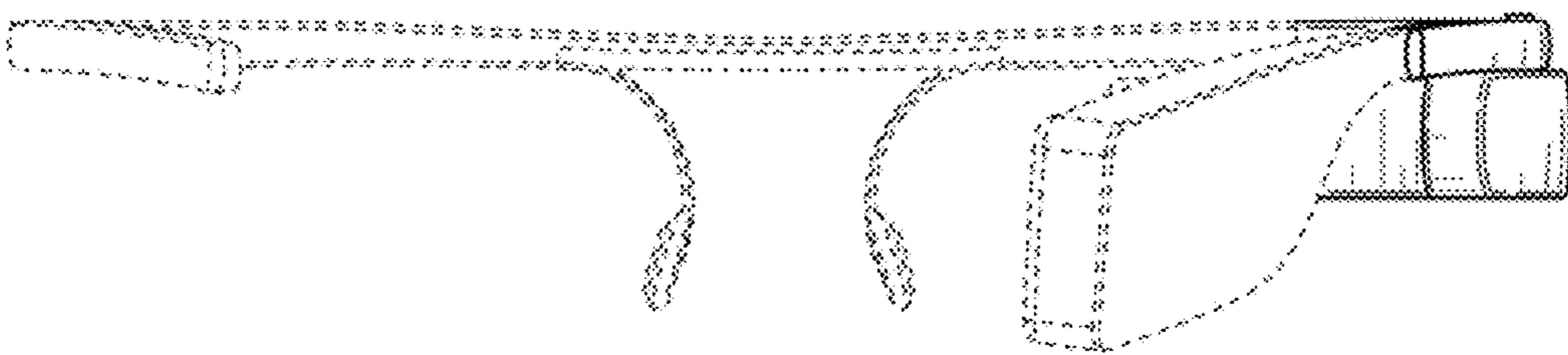


FIG. 12

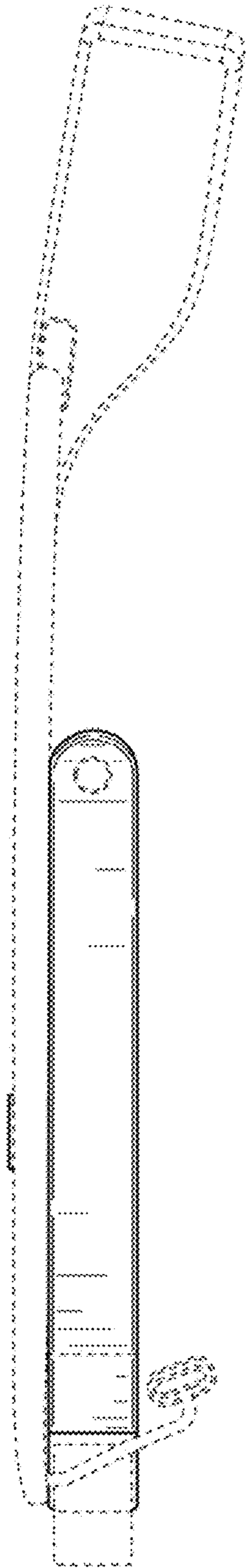


FIG. 13

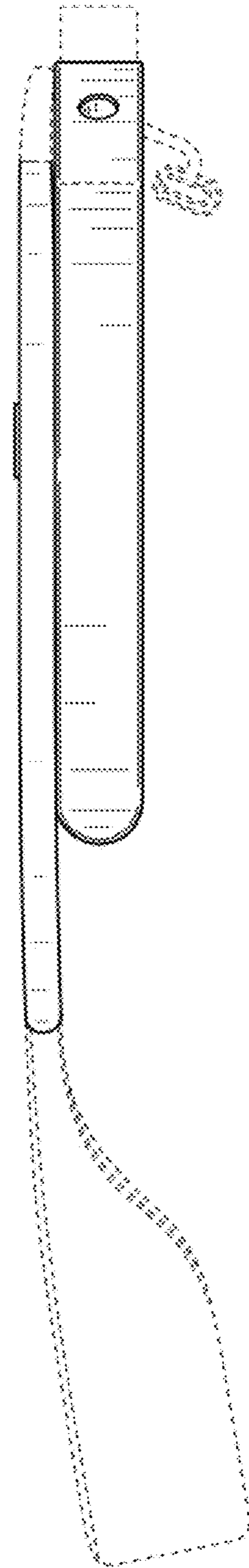


FIG. 14

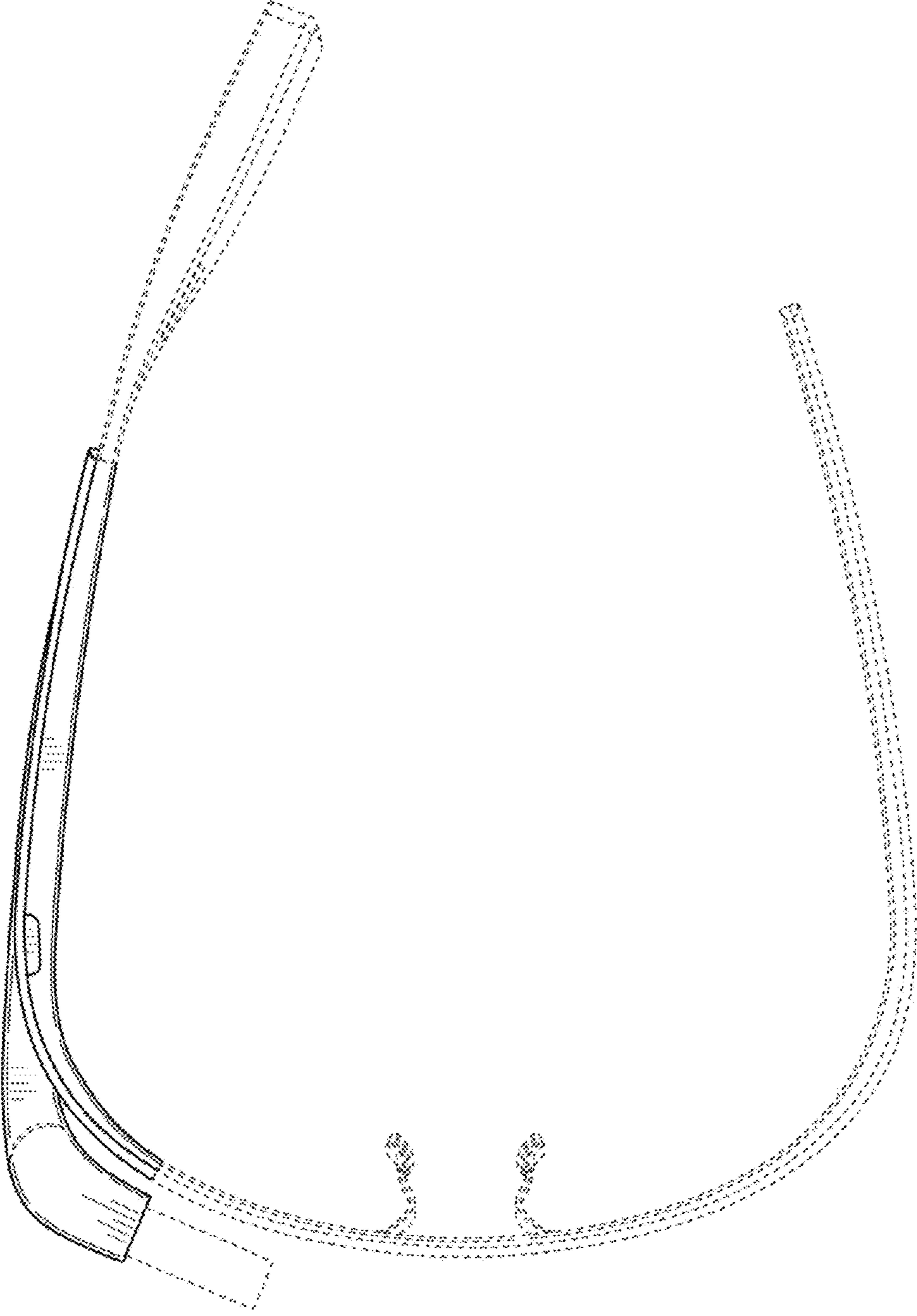


FIG. 15