



US00D716282S

(12) **United States Design Patent**
Melanson et al.

(10) **Patent No.:** **US D716,282 S**
(45) **Date of Patent:** **** Oct. 28, 2014**

(54) **CASE FOR ELECTRONIC DEVICE**

(71) Applicant: **Otter Products, LLC**, Fort Collins, CO (US)

(72) Inventors: **Christopher Melanson**, Fort Collins, CO (US); **Aaron Gaylord**, Fort Collins, CO (US)

(73) Assignee: **Otter Products, LLC**, Fort Collins, CO (US)

(**) Term: **14 Years**

(21) Appl. No.: **29/435,207**

(22) Filed: **Oct. 21, 2012**

(51) **LOC (10) Cl.** **14-03**

(52) **U.S. Cl.**
USPC **D14/250**

(58) **Field of Classification Search**
USPC D14/138 AA, 138 AB, 138 G, 217, 218, D14/238.1, 239, 248, 250, 251, 253, 341, D14/436, 437, 440, 447; D3/201, 247, 269; 206/305, 320; D13/103, 119; 455/550.1

See application file for complete search history.

(56) **References Cited**

U.S. PATENT DOCUMENTS

D357,918 S * 5/1995 Doria D14/218
D391,224 S * 2/1998 Schumacher D13/103

D593,528 S * 6/2009 Shi D14/138 AB
D606,305 S * 12/2009 Lee et al. D3/269
D630,181 S * 1/2011 Xiao D14/138 AA
D643,006 S * 8/2011 Han et al. D14/138 G
D648,696 S * 11/2011 Hirota et al. D14/138 AB
D649,965 S * 12/2011 Chiu D14/341
D655,287 S * 3/2012 de Jong et al. D14/341
D673,552 S * 1/2013 Weller et al. D14/250
D681,616 S * 5/2013 Weller et al. D14/250
D681,617 S * 5/2013 Weller et al. D14/250
D682,240 S * 5/2013 Hirota D14/138 AB
D683,340 S * 5/2013 Chang et al. D14/250
D685,357 S * 7/2013 Rekuc et al. D14/250
D685,740 S * 7/2013 Moore et al. D13/119
D687,806 S * 8/2013 Hachiya D14/138 G
D692,418 S * 10/2013 Fahrendorff et al. D14/250
2012/0037524 A1 * 2/2012 Lonsdale et al. 206/320

* cited by examiner

Primary Examiner — Thomas Johannes

Assistant Examiner — Chelsea Sealey

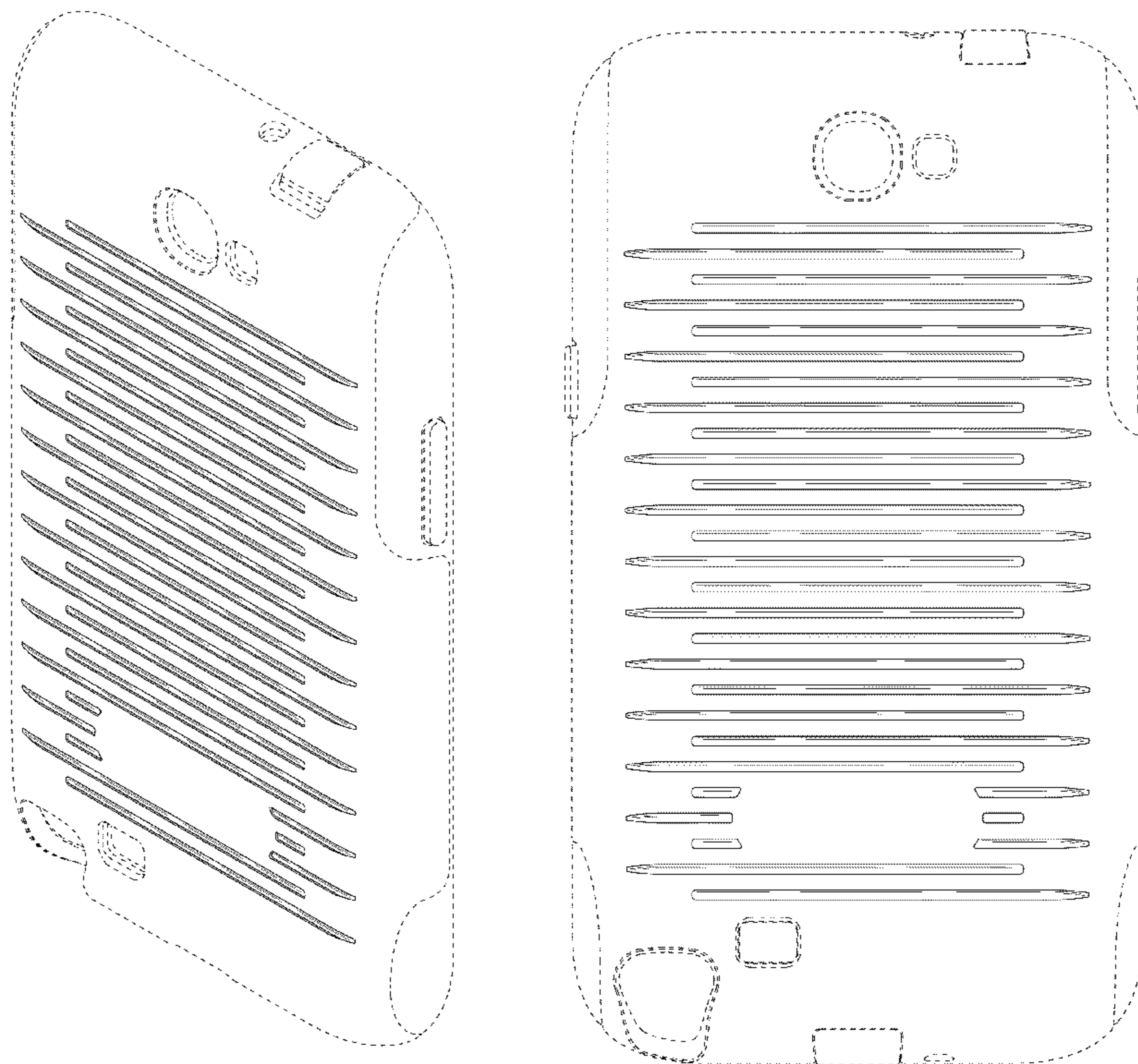
(57) **CLAIM**

The ornamental design for a case for electronic device, as shown and described.

DESCRIPTION

FIG. 1 is a first rear isometric view of a case for electronic device showing our new design; FIG. 2 is a rear view thereof; and, FIG. 3 is a second rear isometric view thereof. The portions of the article in broken line indicate unclaimed subject matter that forms no part of the claimed design.

1 Claim, 3 Drawing Sheets



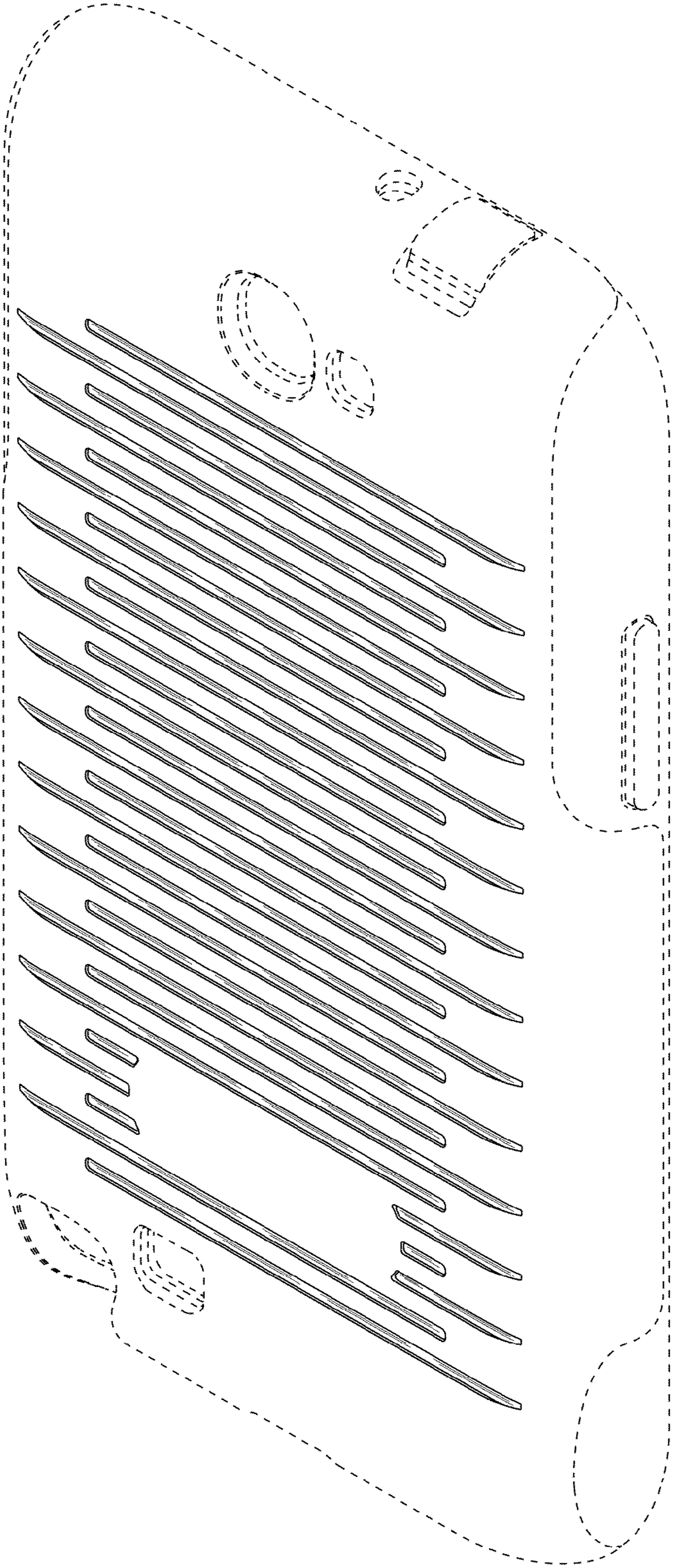


FIG. 1




FIG. 2

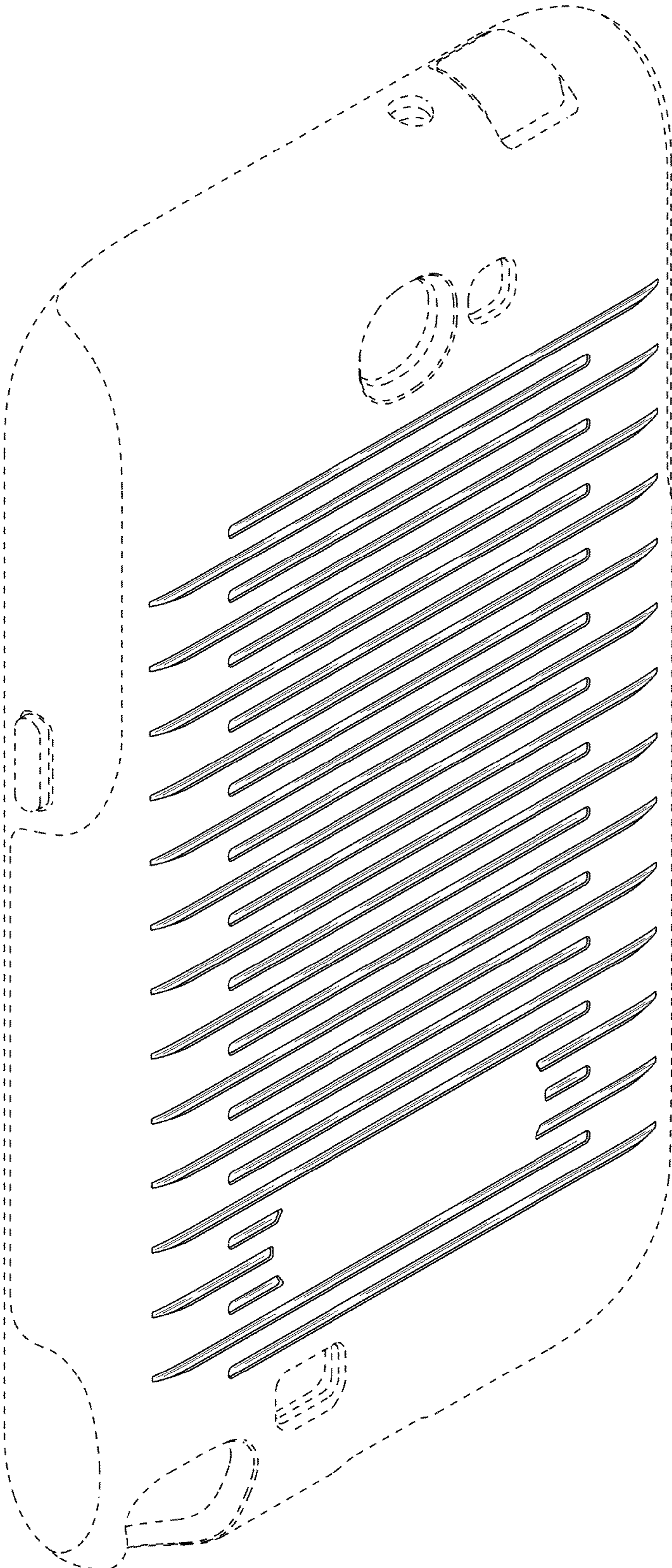


FIG. 3