

US00D716274S

(12) **United States Design Patent**
Henning

(10) **Patent No.:** **US D716,274 S**
(45) **Date of Patent:** **** Oct. 28, 2014**

- (54) **STEREO HEADSET**
- (71) Applicant: **Sony Mobile Communications AB,**
Lund (SE)
- (72) Inventor: **Simon Henning,** Lund (SE)
- (73) Assignee: **Sony Mobile Communications AB,**
Lund (SE)
- (**) Term: **14 Years**
- (21) Appl. No.: **29/467,297**
- (22) Filed: **Sep. 18, 2013**

6,283,348	B1 *	9/2001	Wang	224/271
D450,337	S *	11/2001	Hamamura	D16/237
6,438,248	B1 *	8/2002	Kamimura et al.	381/374
D473,217	S *	4/2003	Rivera	D14/223
D479,222	S *	9/2003	Lu	D14/192
D500,485	S *	1/2005	Deguchi	D14/480.4
D517,052	S *	3/2006	Skulley	D14/223
D535,281	S *	1/2007	Yang	D14/203.3
D552,076	S *	10/2007	Griffin	D14/192
D558,740	S *	1/2008	Jaakkola et al.	D14/223
D565,023	S *	3/2008	Yamagishi	D14/205
D566,706	S *	4/2008	Andre et al.	D14/341
D567,216	S *	4/2008	Densho	D14/205
D568,903	S *	5/2008	Seo	D14/496
D569,841	S *	5/2008	Chung et al.	D14/205
D587,682	S *	3/2009	Miles	D14/205
D588,101	S *	3/2009	Bradford	D14/205

(Continued)

(30) **Foreign Application Priority Data**

Jul. 18, 2013 (EM) 002276451

- (51) **LOC (10) Cl.** **14-01**
- (52) **U.S. Cl.**
USPC **D14/223**
- (58) **Field of Classification Search**
CPC H04M 1/00
USPC D14/205, 204, 188, 167, 168, 192, 191,
D14/137, 138 AA, 240, 433, 496, 223;
181/129, 130, 135; 379/420.04, 430,
379/431, 433.05; 381/380, 381; 455/90.3,
455/575.1; 248/316.4; 24/3.12; 224/271
See application file for complete search history.

(56) **References Cited**

U.S. PATENT DOCUMENTS

2,883,523	A *	4/1959	Meserow	342/361
D223,097	S *	3/1972	Kramin et al.	D14/191
D280,896	S *	10/1985	Campbell et al.	D14/155
4,754,484	A *	6/1988	Larkin et al.	379/430
D303,638	S *	9/1989	Andrews et al.	D10/106.1
D314,964	S *	2/1991	Chung	D14/192
D316,550	S *	4/1991	Sogabe	D14/168
D434,012	S *	11/2000	Krieser, Sr.	D13/168

FOREIGN PATENT DOCUMENTS

KR	300478828	2/2008
KR	300481327	2/2008

Primary Examiner — Paula Greene

(74) *Attorney, Agent, or Firm* — Renner, Otto, Boisselle & Sklar, LLP

(57) **CLAIM**

The ornamental design for a stereo headset, as shown and described.

DESCRIPTION

FIG. 1 is a perspective view of a stereo headset showing my new design.

FIG. 2 is a front view thereof.

FIG. 3 is a rear view thereof.

FIG. 4 is a left side view thereof.

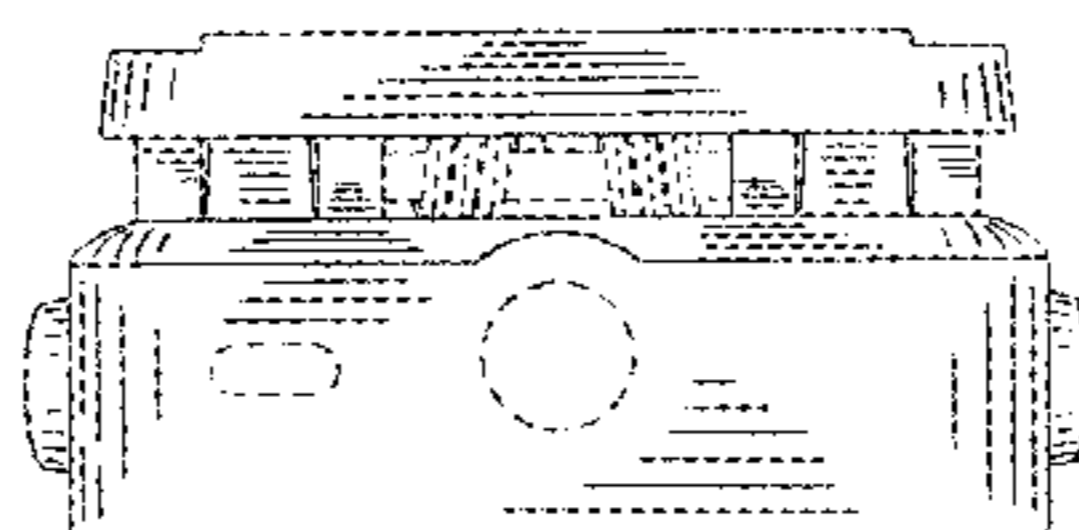
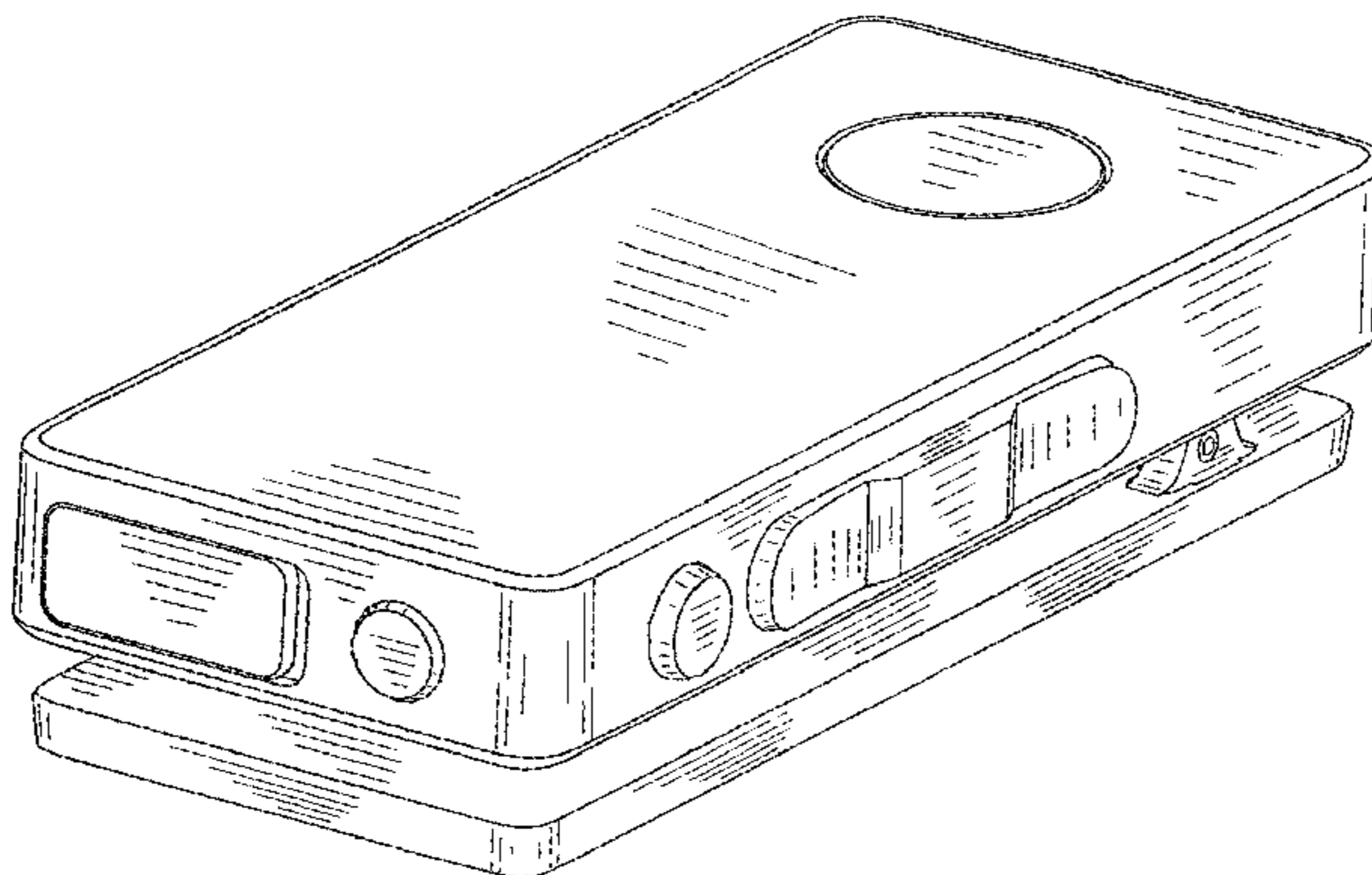
FIG. 5 is a right side view thereof.

FIG. 6 is a bottom view thereof; and,

FIG. 7 is a top view thereof.

The broken lines form no part of the claimed design.

1 Claim, 3 Drawing Sheets



(56)

References Cited

U.S. PATENT DOCUMENTS

D605,168 S * 12/2009 Jaakkola et al. D14/205
D607,898 S * 1/2010 Lee D14/496
D608,767 S * 1/2010 Liner D14/225
D609,695 S * 2/2010 Cigliano et al. D14/205
D609,701 S * 2/2010 Hou D14/240

D611,935 S * 3/2010 Wikel et al. D14/223
D613,272 S * 4/2010 Painter D14/218
D635,125 S * 3/2011 Nousiainen D14/223
D638,409 S * 5/2011 Walter D14/240
D646,668 S * 10/2011 Birger D14/223
D702,732 S * 4/2014 Wu D14/496
2008/0032737 A1* 2/2008 Liu et al. 455/556.1

* cited by examiner

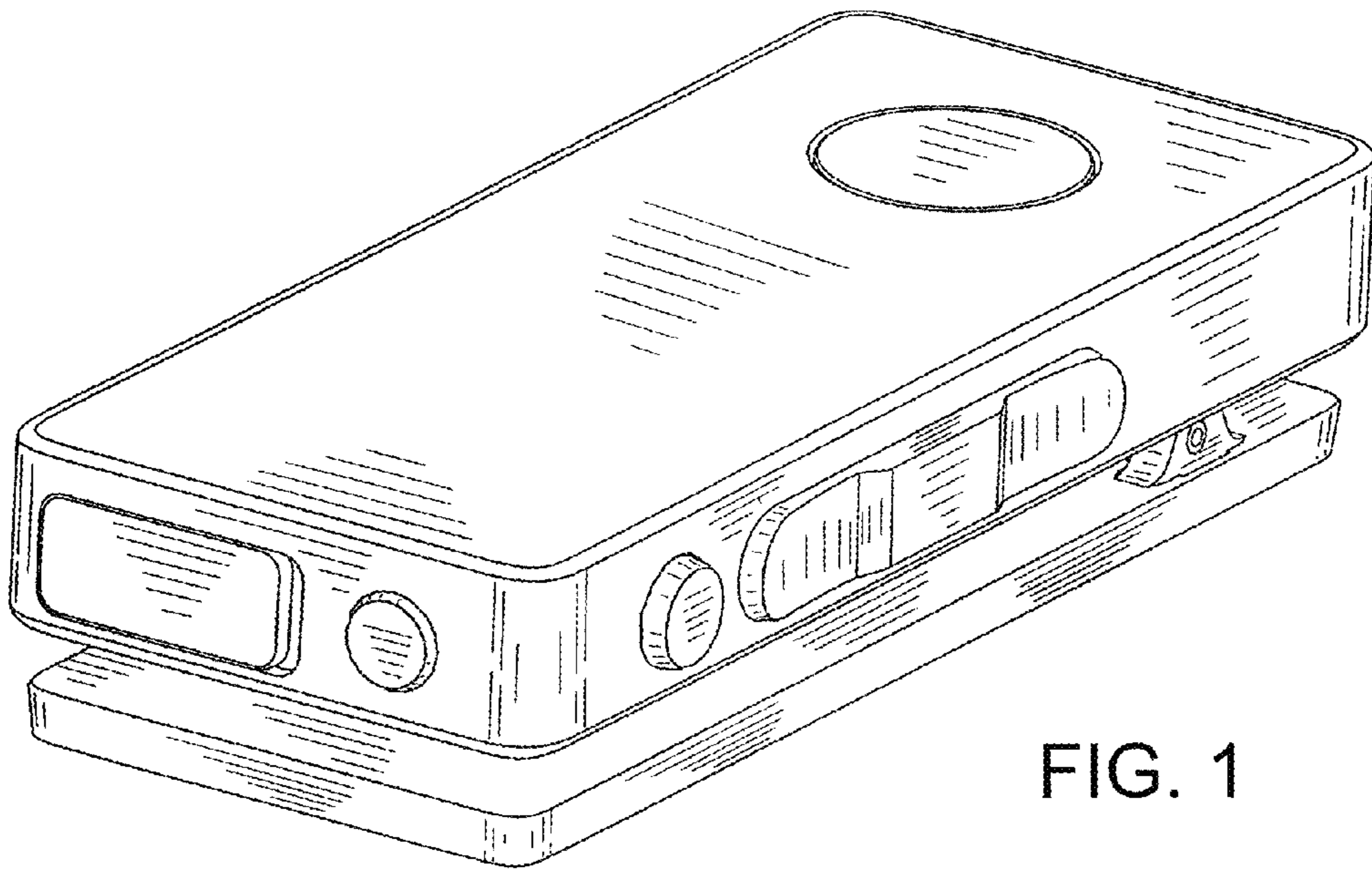


FIG. 1

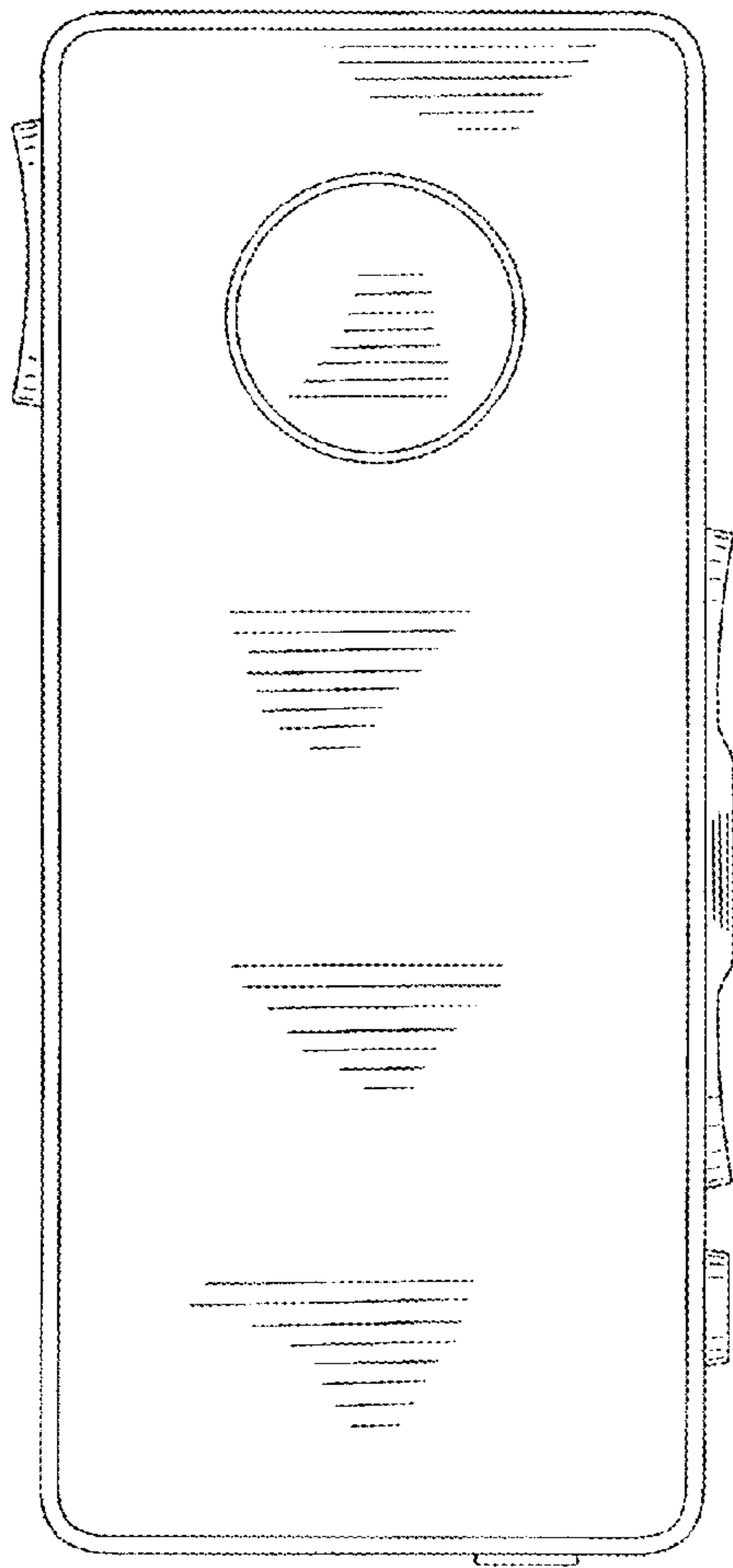


FIG. 2

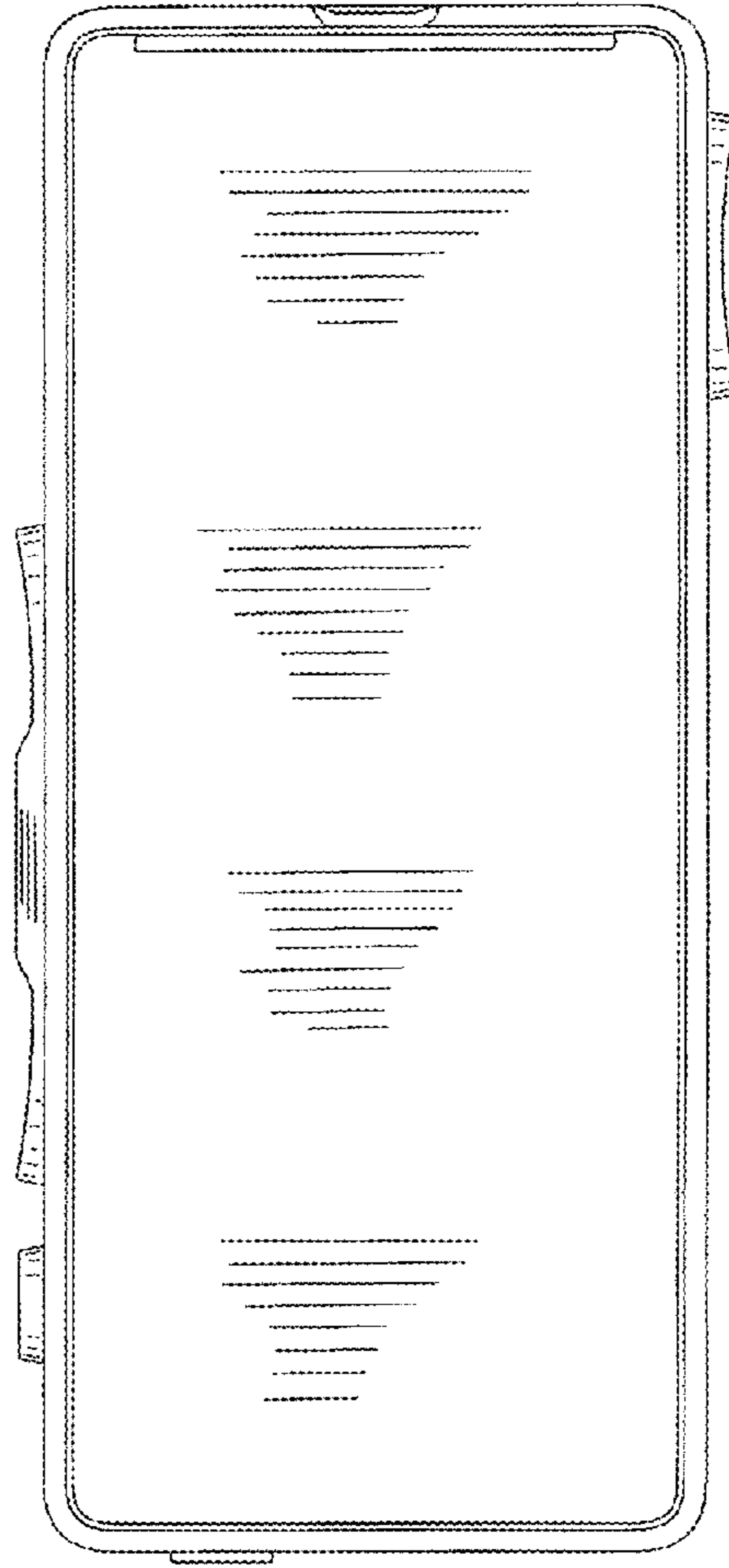


FIG. 3




FIG. 4




FIG. 5




FIG. 6

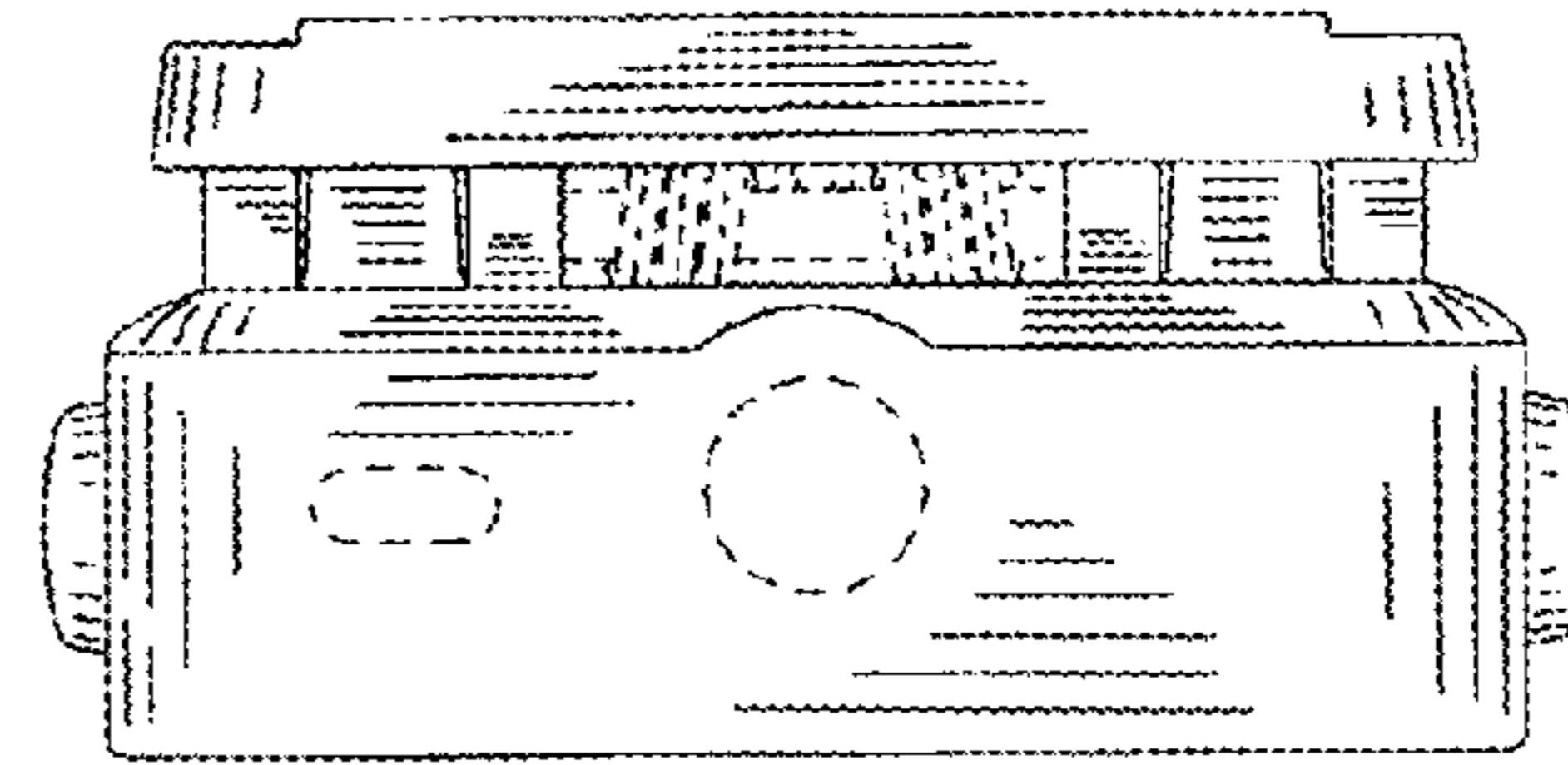


FIG. 7