



US00D716271S

(12) **United States Design Patent**  
**Kang et al.**

(10) **Patent No.:** **US D716,271 S**  
(45) **Date of Patent:** **\*\* Oct. 28, 2014**

(54) **SPEAKER**

(71) Applicant: **Samsung Electronics Co., Ltd.**,  
Suwon-si (KR)

(72) Inventors: **Dan-Bi Kang**, Seoul (KR);  
**Kyoung-Hoon Kim**, Seongnam-si (KR)

(73) Assignee: **Samsung Electronics Co., Ltd.** (KR)

(\*\*) Term: **14 Years**

(21) Appl. No.: **29/477,644**

(22) Filed: **Dec. 24, 2013**

(30) **Foreign Application Priority Data**

Jun. 25, 2013 (KR) ..... 30-2013-0032604

(51) **LOC (10) Cl.** ..... **14-03**

(52) **U.S. Cl.**  
USPC ..... **D14/219; D14/214**

(58) **Field of Classification Search**  
USPC ..... D14/167, 168, 170-172, 188, 194-196,  
D14/204, 207, 209.1, 210-216, 219, 221,  
D14/222, 224; 181/143, 144, 147, 148, 150,  
181/153, 157, 198, 199; 381/300-303, 306,  
381/332, 333, 336, 345, 361-364,  
381/386-388; 369/6-12  
See application file for complete search history.

(56) **References Cited**

**U.S. PATENT DOCUMENTS**

D431,551 S \* 10/2000 Wegner ..... D14/210  
D438,858 S \* 3/2001 del Castillo ..... D14/188  
D553,611 S \* 10/2007 Gan ..... D14/214

D581,392 S \* 11/2008 Zheng ..... D14/168  
D607,436 S \* 1/2010 Khoo et al. .... D14/215  
D658,611 S \* 5/2012 Bang et al. .... D14/125  
D678,330 S \* 3/2013 Lee et al. .... D14/496  
D678,906 S \* 3/2013 Lee et al. .... D14/496  
D683,136 S \* 5/2013 Wilson et al. .... D3/218  
D688,227 S \* 8/2013 Lee ..... D14/209.1  
D689,476 S \* 9/2013 Alexander ..... D14/252  
D695,710 S \* 12/2013 Szymanski et al. .... D14/214  
D698,758 S \* 2/2014 Behar et al. .... D14/219  
D703,656 S \* 4/2014 Witter et al. .... D14/250

\* cited by examiner

*Primary Examiner* — Keli L Hill

(74) *Attorney, Agent, or Firm* — Cantor Colburn LLP

(57) **CLAIM**

We claim, the ornamental design for a speaker, as shown and described.

**DESCRIPTION**

FIG. 1 is a front perspective view of a speaker showing our new design;

FIG. 2 is a front elevation view of thereof;

FIG. 3 is a rear elevation view of thereof;

FIG. 4 is a side elevation view of thereof;

FIG. 5 is another side elevation view of thereof;

FIG. 6 is a top plan view of thereof;

FIG. 7 is a bottom plan view of thereof; and,

FIG. 8 is an enlarged view showing the pattern of the front part encircled in FIG. 2 thereof.

The dot-dash broken lines immediately adjacent the shaded areas represent the bounds of the claimed design while all other broken lines are included for the purpose of illustrating portions of the speaker; the broken lines form no part of the claimed design.

**1 Claim, 8 Drawing Sheets**


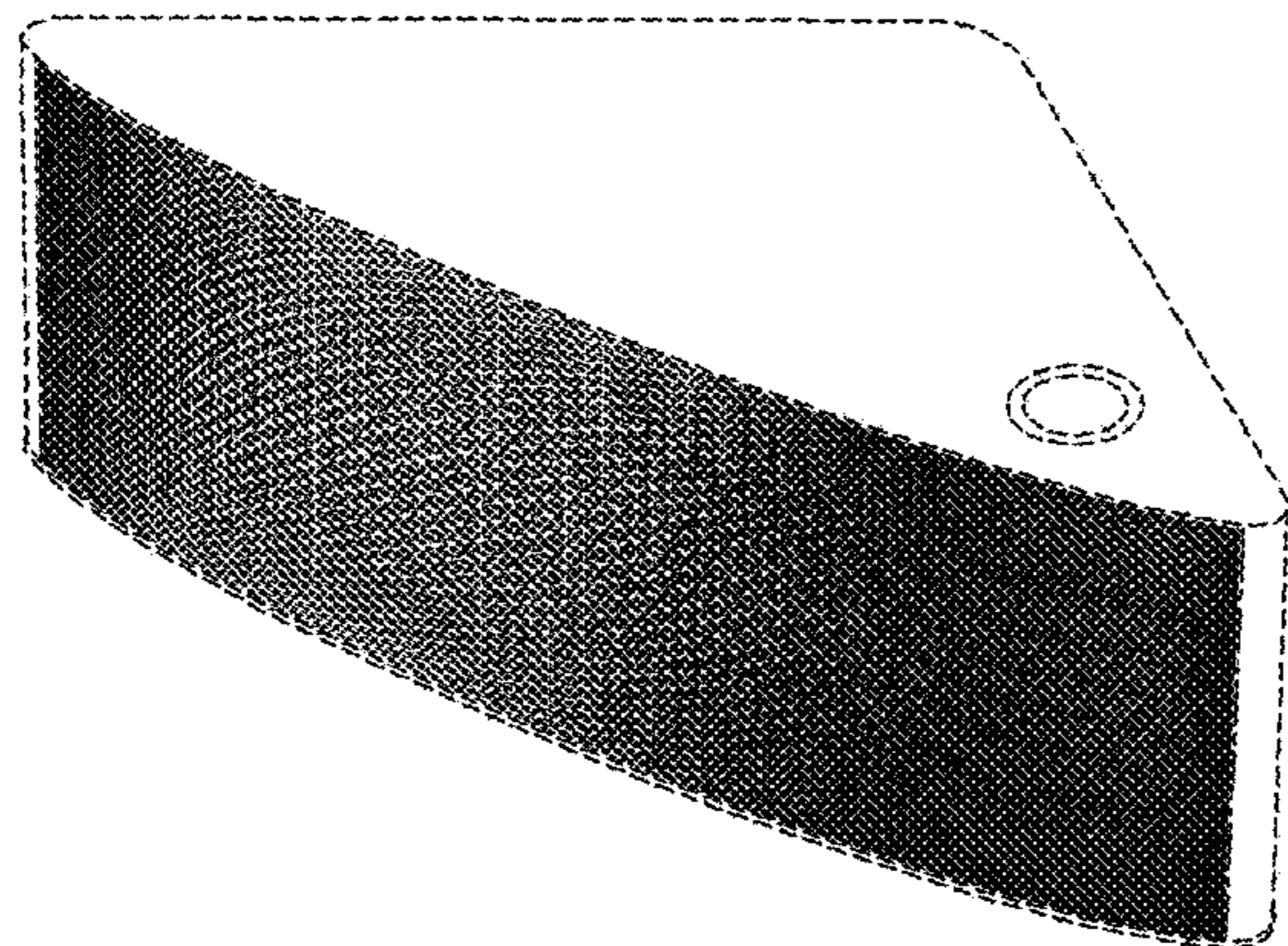


FIG. 1

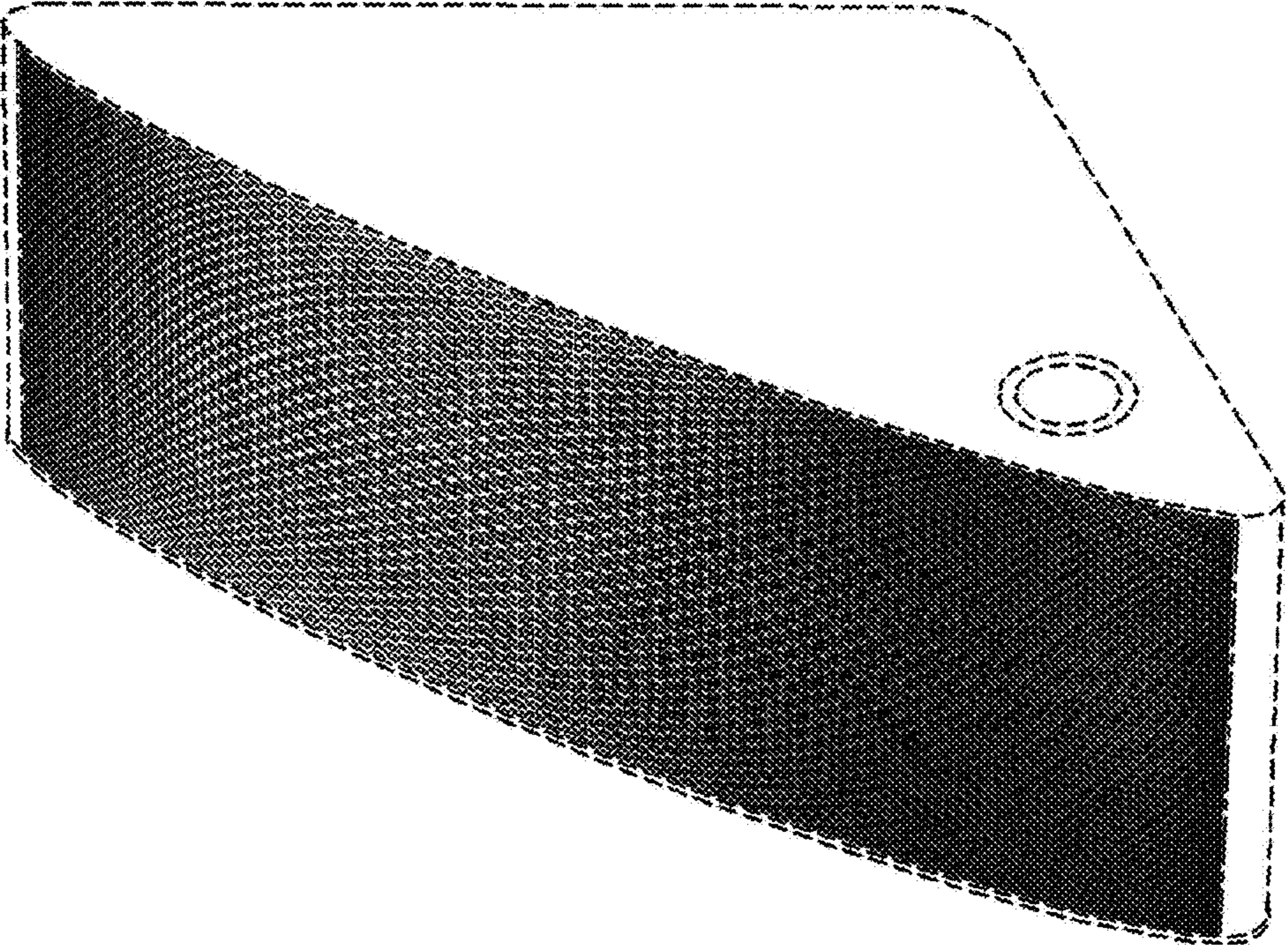


FIG. 2

FIG. 8




FIG. 3

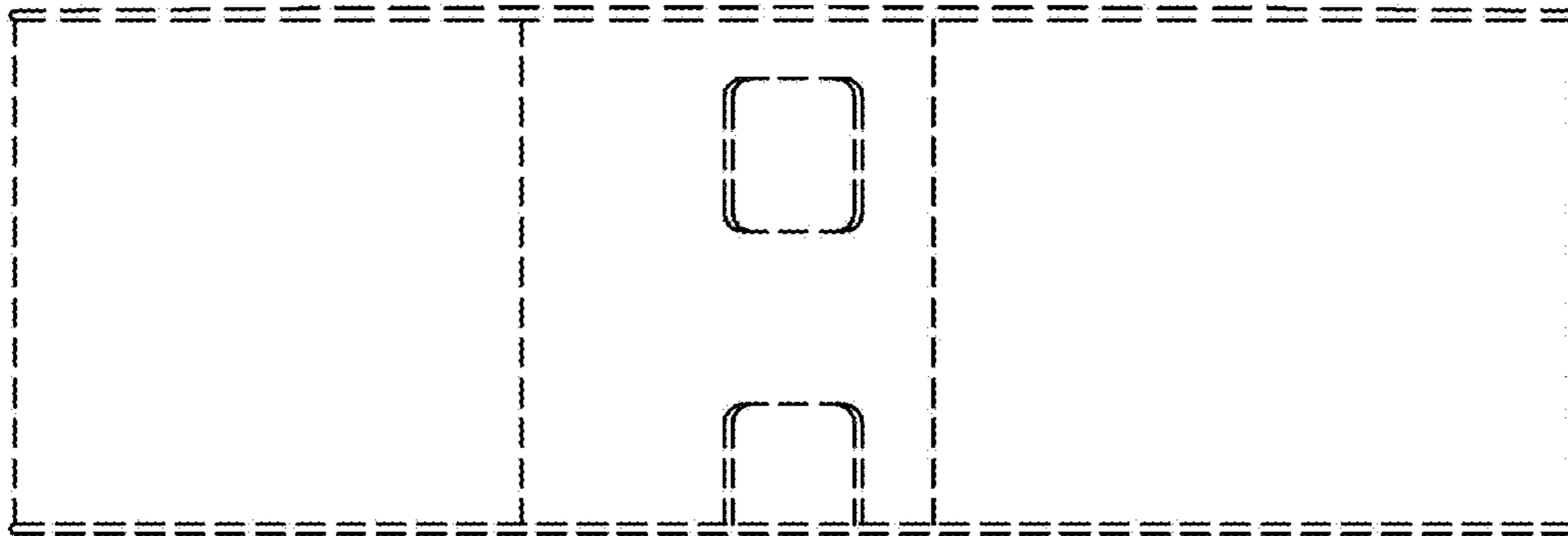


FIG. 4



FIG. 5

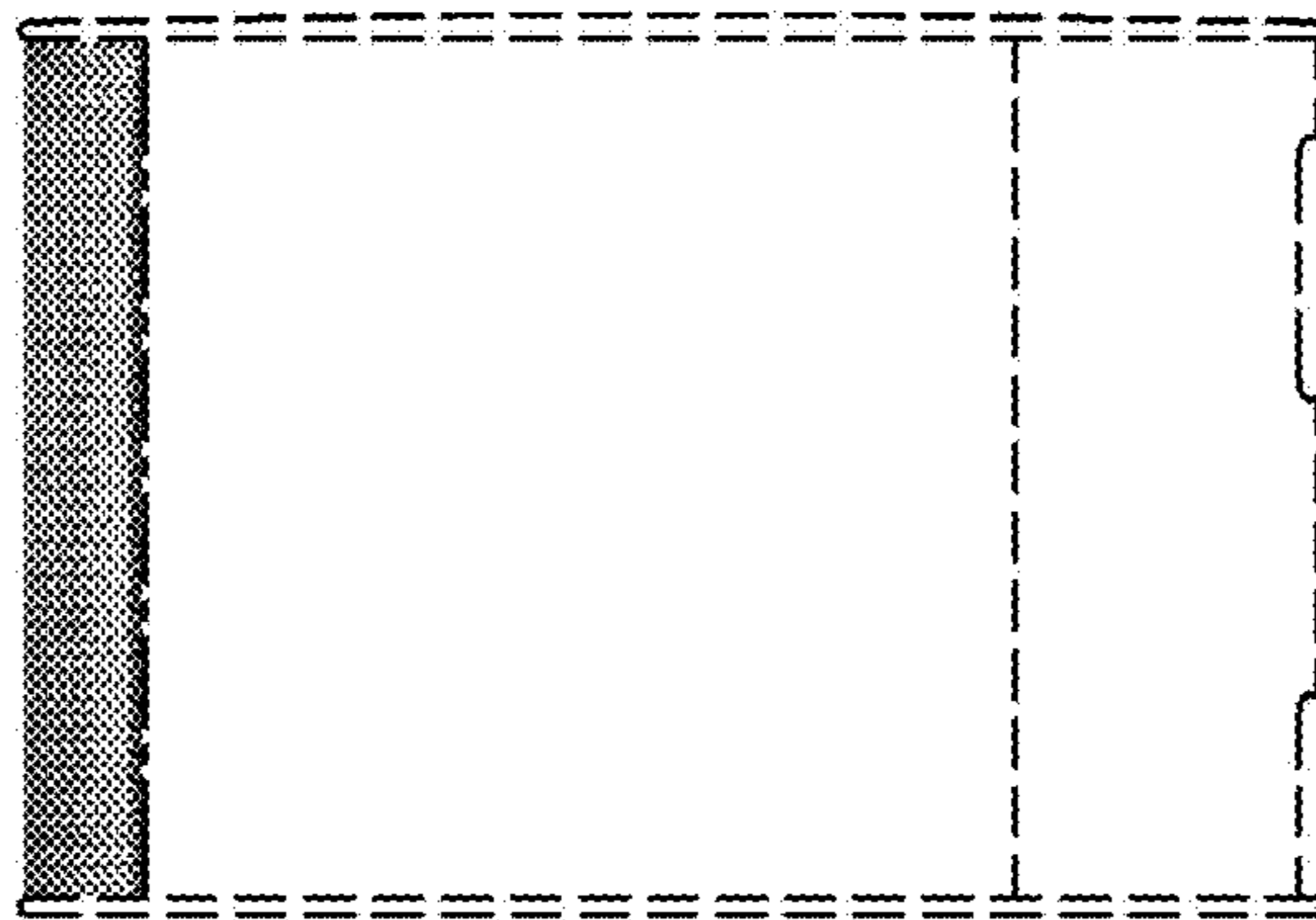


FIG. 6

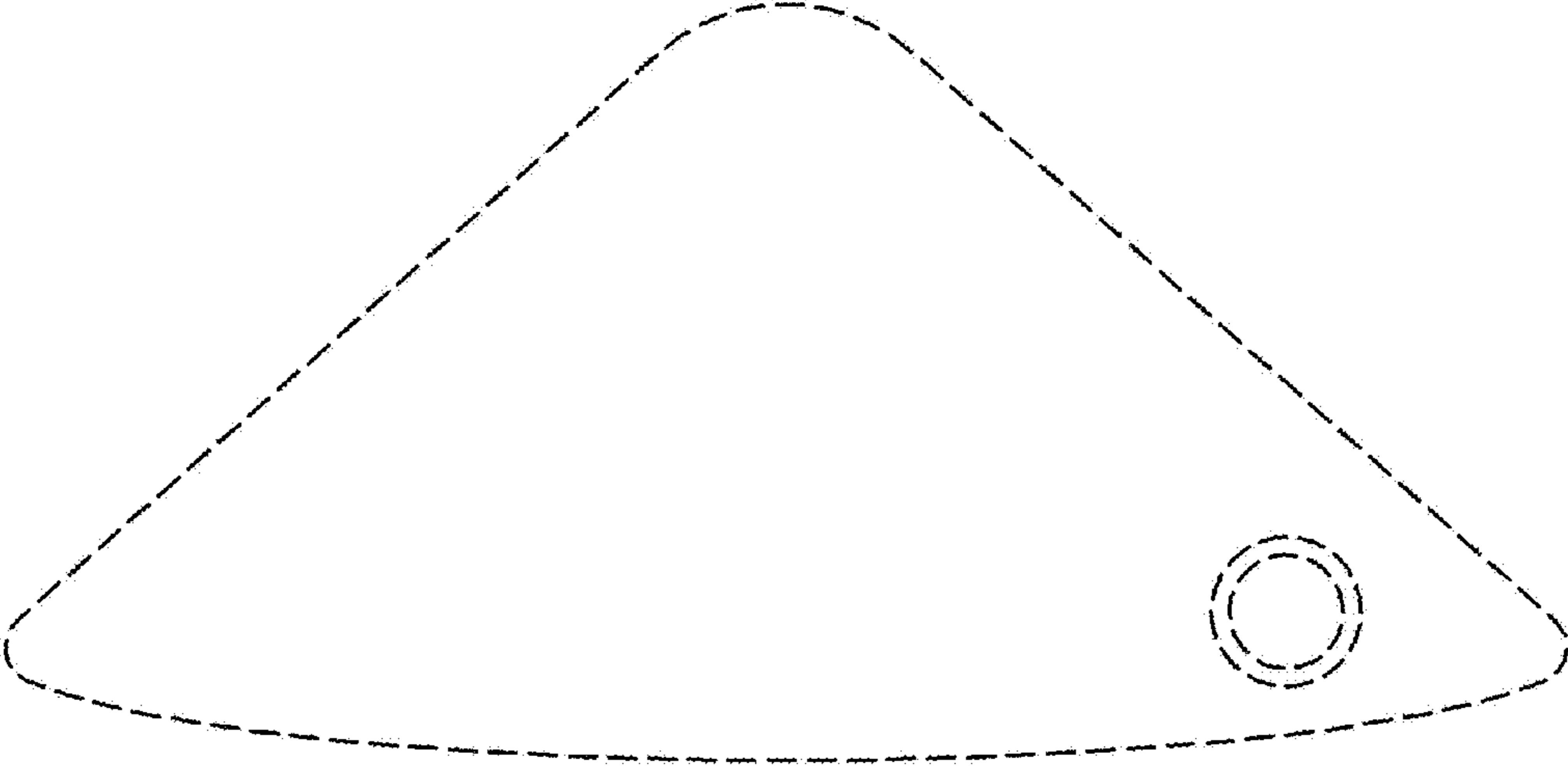


FIG. 7

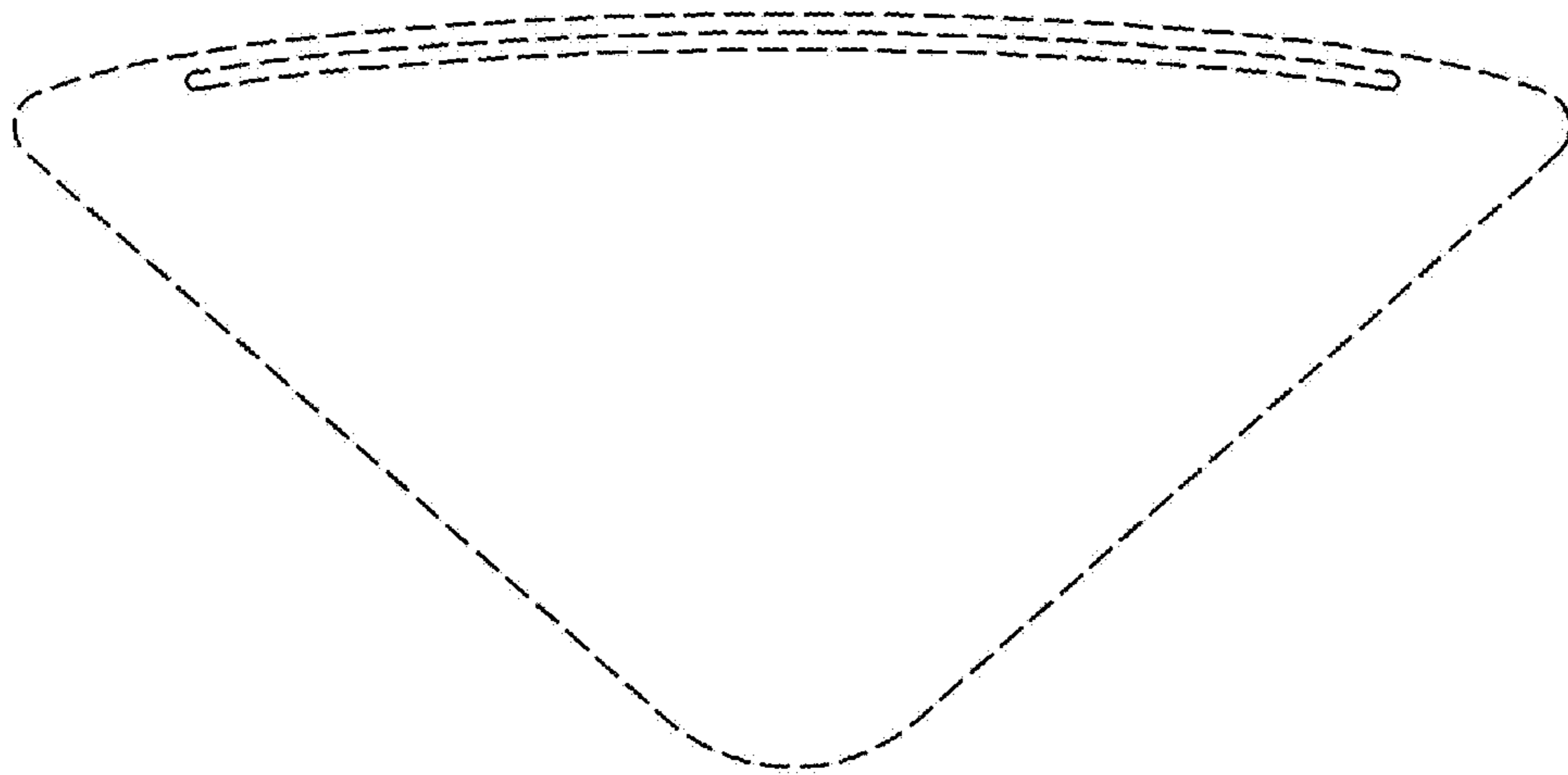




FIG. 8

