



US00D716261S

(12) **United States Design Patent**  
**Park et al.**

(10) **Patent No.:** **US D716,261 S**  
(45) **Date of Patent:** **\*\* Oct. 28, 2014**

(54) **SPEAKER FOR HOME THEATER**  
(71) Applicant: **LG Electronics Inc.**, Seoul (KR)  
(72) Inventors: **Sooyoung Park**, Seoul (KR); **Yongsoo Kim**, Seoul (KR)  
(73) Assignee: **LG Electronics Inc.**, Seoul (KR)  
(\*\*) Term: **14 Years**  
(21) Appl. No.: **29/455,783**  
(22) Filed: **May 24, 2013**

(30) **Foreign Application Priority Data**  
Dec. 6, 2012 (KR) ..... 30-2012-0058758  
(51) **LOC (10) Cl.** ..... **14-03**  
(52) **U.S. Cl.**  
USPC ..... **D14/214**  
(58) **Field of Classification Search**  
CPC ..... H04M 1/03; H04M 1/035; H04R 1/02;  
H04R 1/06; H04R 1/021; H04R 1/025;  
H04R 1/026; H04R 1/105; H04R 1/323;  
H04R 1/345; H04R 1/403; H04R 1/2803;  
H04R 1/2834; H04R 5/02; H04R 7/20;  
H04R 9/06; H04R 9/025; H04R 2201/021;  
H04R 2400/07; H04R 2499/11; H04R  
2499/13; H04R 2499/15; G06F 1/1688;  
H04N 5/642  
USPC ..... D14/167, 168, 170-172, 188, 194-196,  
D14/204, 207, 209.1, 210-216, 221, 222,  
D14/224; 181/143, 144, 147, 148, 150, 153,  
181/157, 198, 199; 381/300-303, 306, 332,  
381/333, 336, 345, 361-364, 386-388;  
369/6-12

See application file for complete search history.

(56) **References Cited**

U.S. PATENT DOCUMENTS

3,143,182 A *	8/1964	Sears et al. ....	181/153
D340,245 S *	10/1993	Christie .....	D14/214
D381,335 S *	7/1997	Whitehead .....	D14/204
D552,082 S *	10/2007	Law .....	D14/214
D557,257 S *	12/2007	Azumi .....	D14/214
D567,223 S *	4/2008	Carbone et al. ....	D14/214
D568,294 S *	5/2008	Sawhney et al. ....	D14/214
D575,271 S *	8/2008	Baird et al. ....	D14/214
D575,272 S *	8/2008	Shih et al. ....	D14/214
D643,016 S *	8/2011	Kim .....	D14/211
D660,286 S *	5/2012	Lee et al. ....	D14/214
D676,827 S *	2/2013	Desrosiers .....	D14/204

\* cited by examiner

*Primary Examiner* — Keli L Hill  
(74) *Attorney, Agent, or Firm* — Morgan, Lewis & Bockius LLP

(57) **CLAIM**  
The ornamental design for a speaker for home theater, as shown and described.

**DESCRIPTION**

FIG. 1 is a front, left side, perspective view of a speaker for home theater showing our new design;  
FIG. 2 is a front view thereof;  
FIG. 3 is a rear view thereof;  
FIG. 4 is a left side view thereof;  
FIG. 5 is a right side view thereof;  
FIG. 6 is a top view thereof;  
FIG. 7 is a bottom view thereof; and,  
FIG. 8 is an alternate perspective view thereof, shown with the front cover removed.  
The broken lines shown in the drawings represent unclaimed portions of the speaker for home theater and form no part of the claimed design.

**1 Claim, 7 Drawing Sheets**

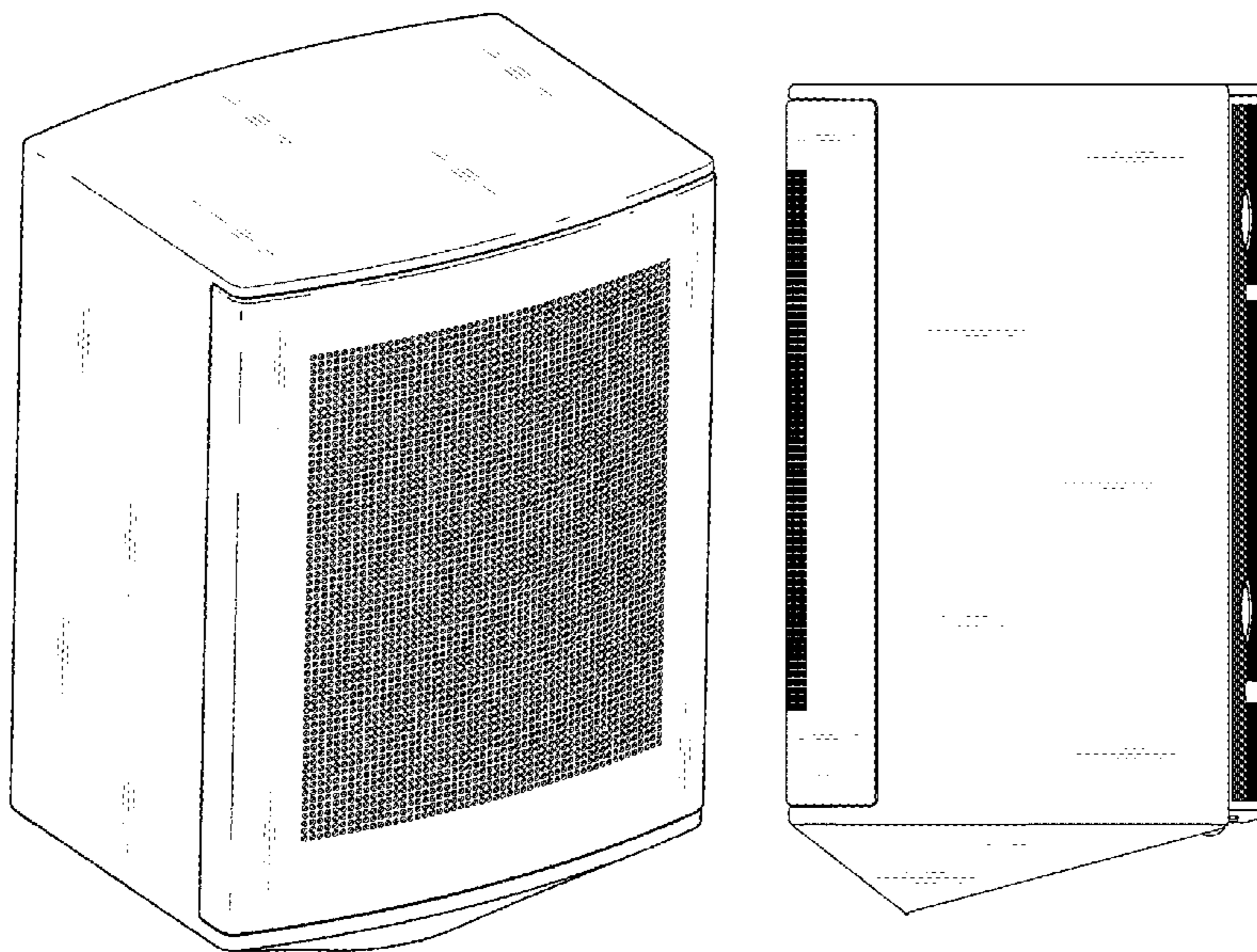


FIG. 1

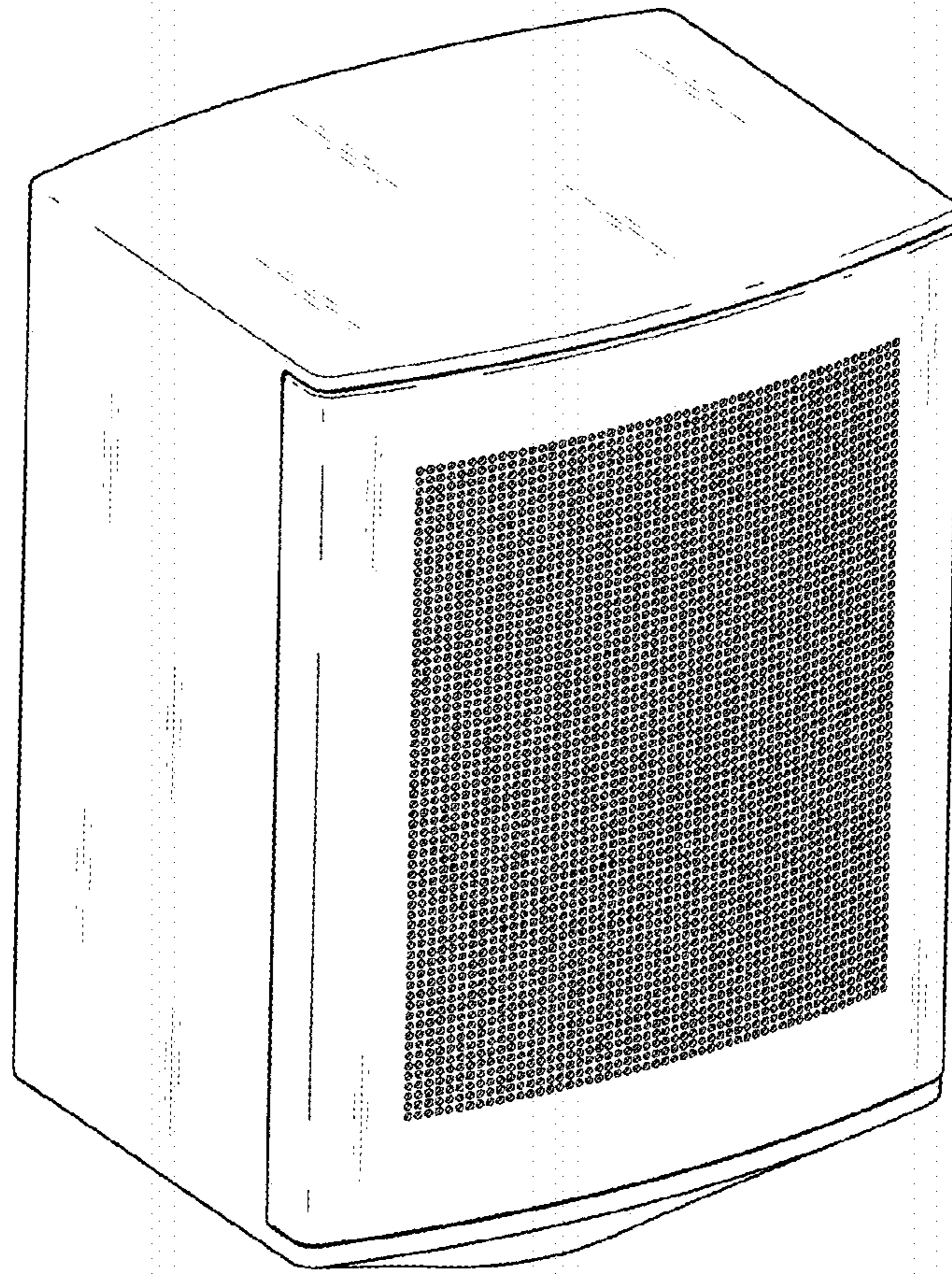


FIG. 2




FIG. 3

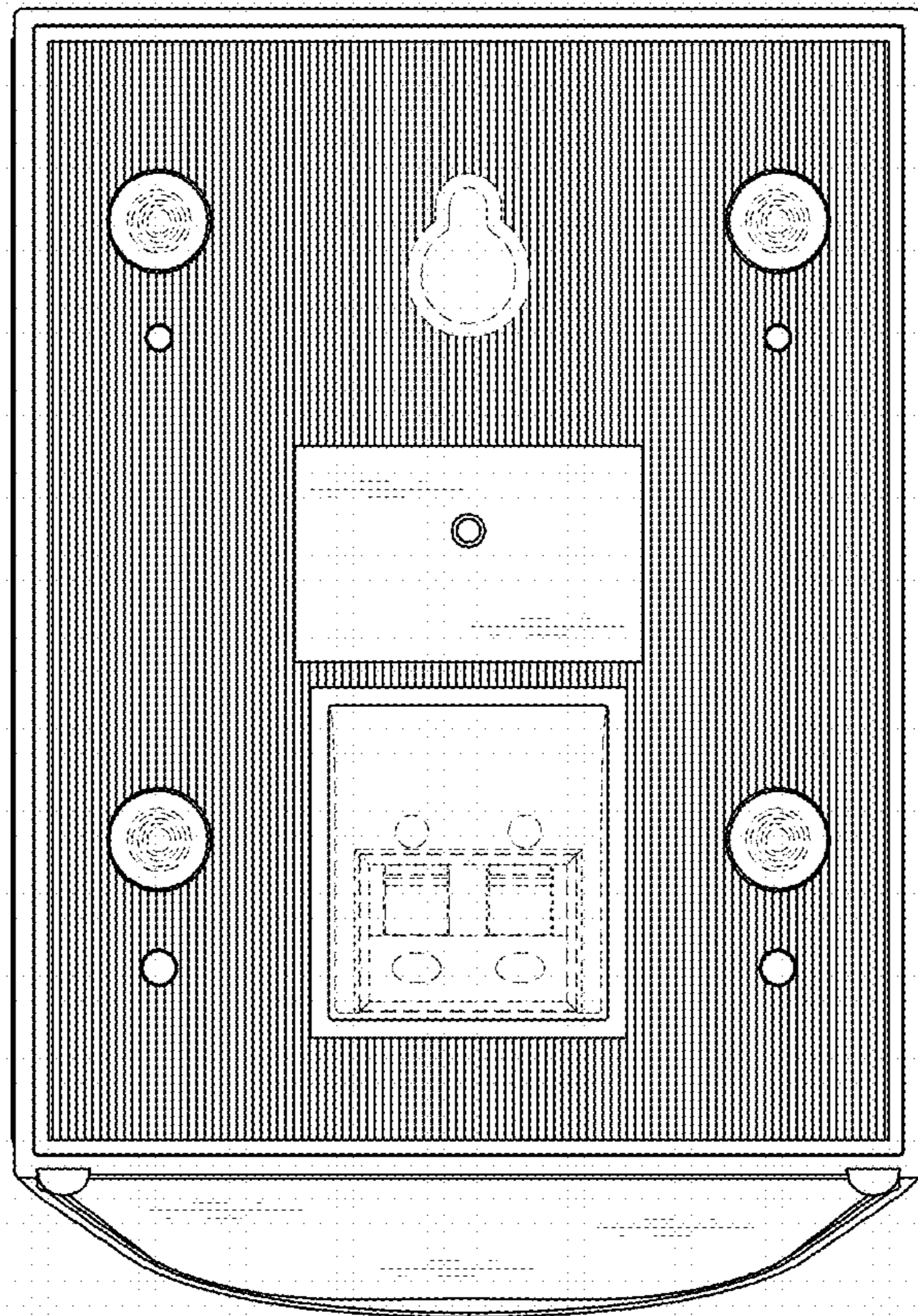


FIG. 4




FIG. 5

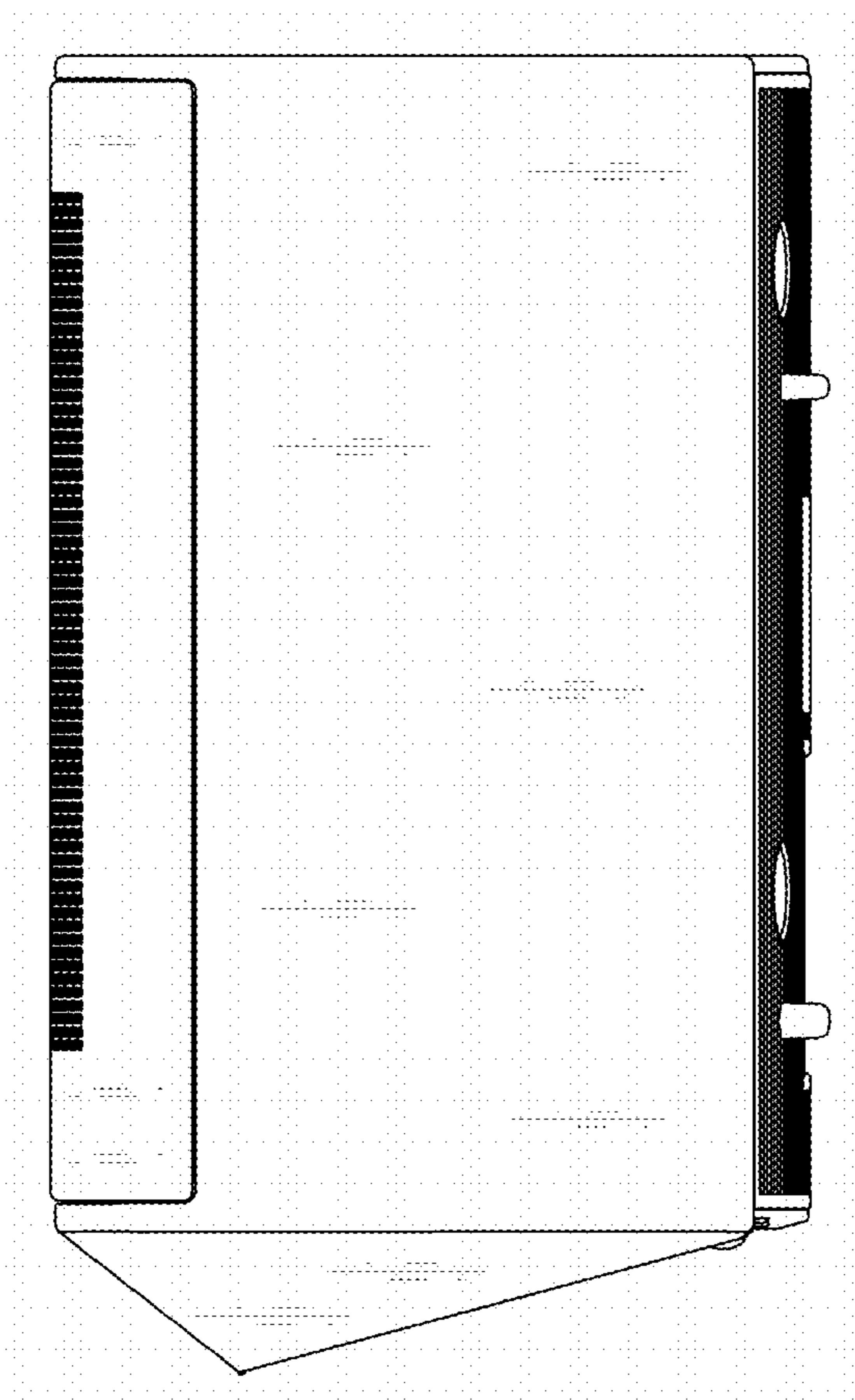


FIG. 6

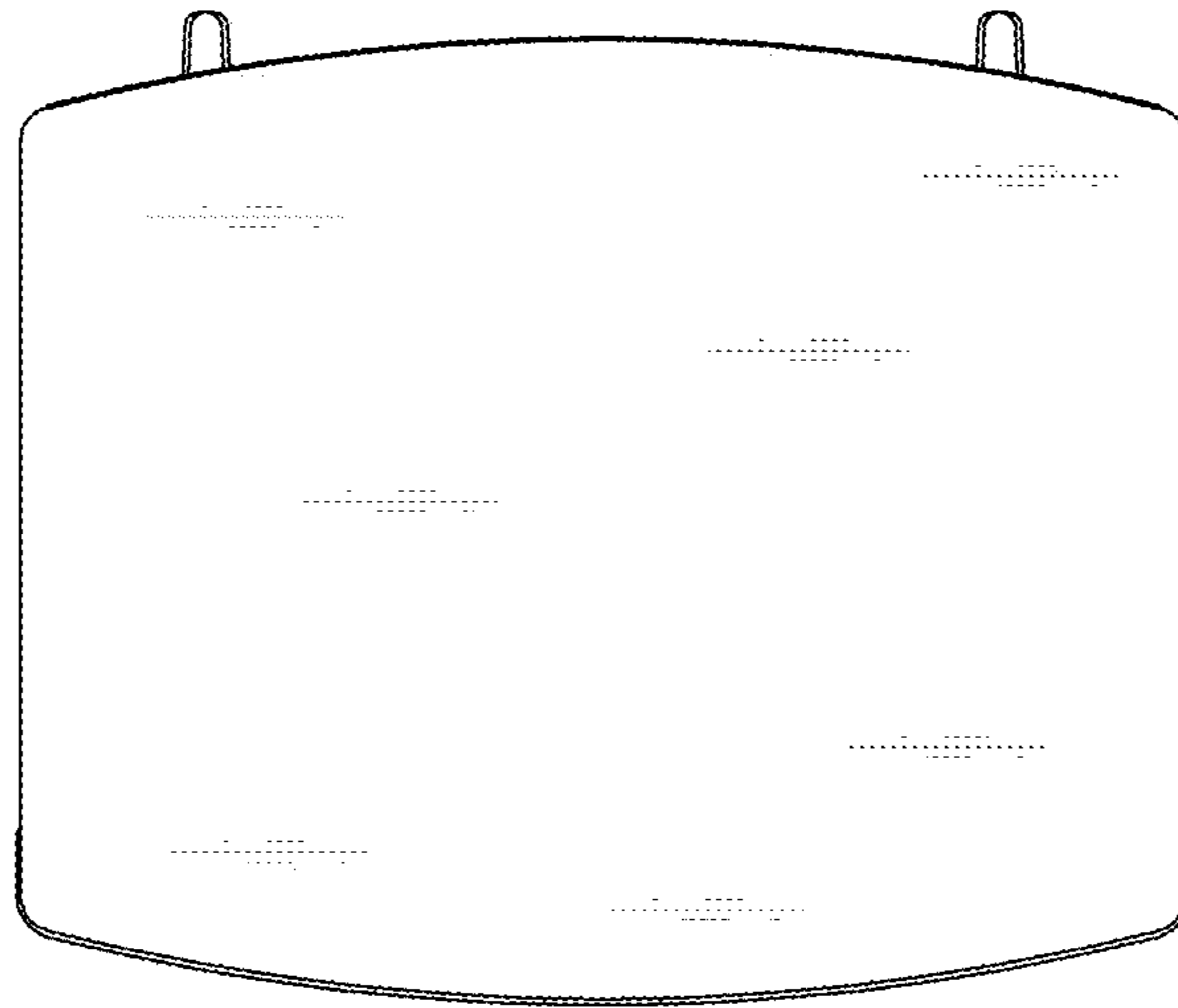


FIG. 7

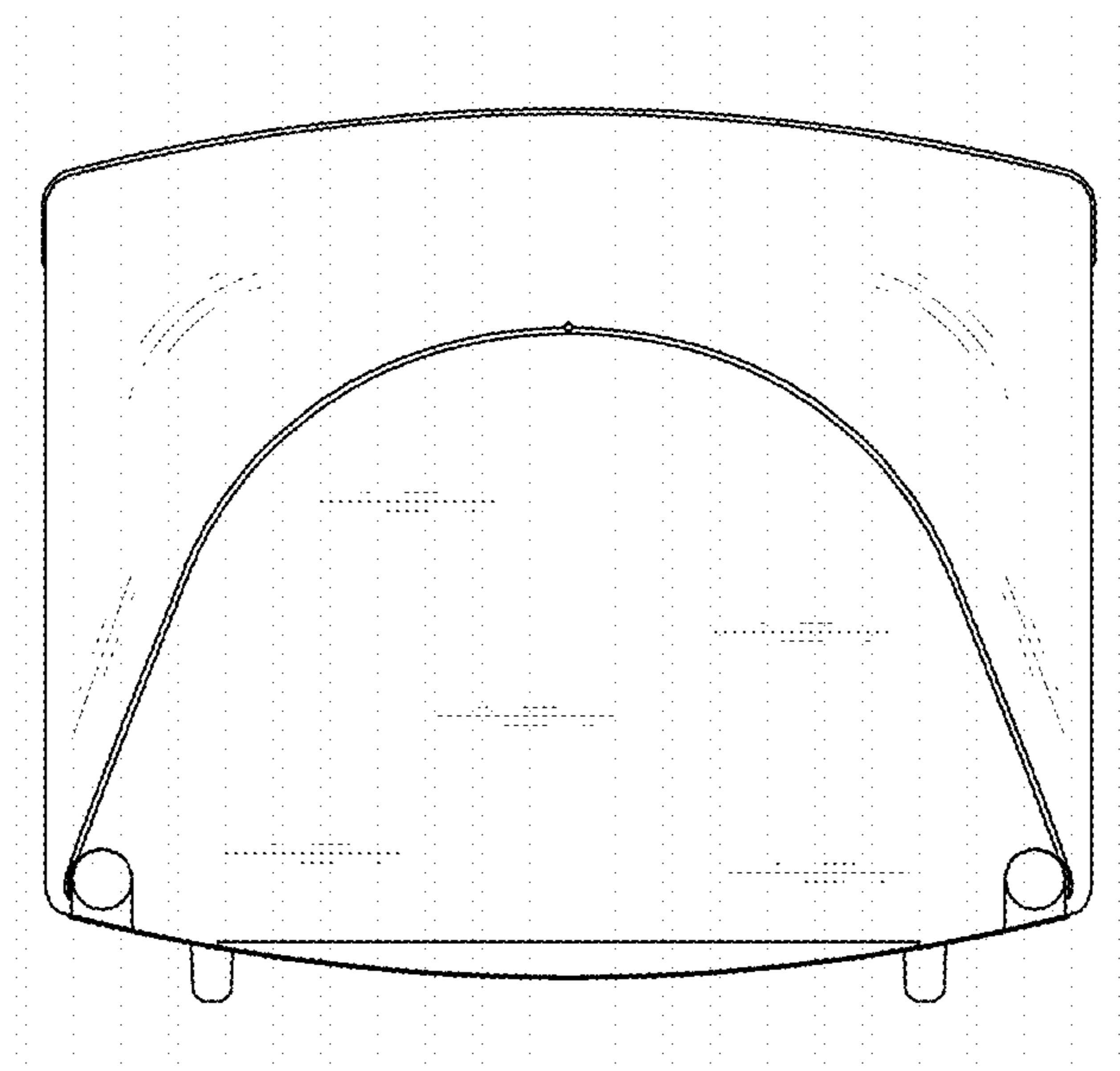


FIG. 8

