



US00D716258S

(12) **United States Design Patent**  
**Awiszus et al.**

(10) **Patent No.:** **US D716,258 S**

(45) **Date of Patent:** **\*\* Oct. 28, 2014**

(54) **COMMUNICATION HEADSET ASSEMBLY**

(71) Applicant: **3M Innovative Properties Company**,  
St. Paul, MN (US)

(72) Inventors: **Steven T. Awiszus**, Woodbury, MN (US);  
**Johan M. Sallander**, Jönköping (SE)

(73) Assignee: **3M Innovative Properties Company**,  
St. Paul, MN (US)

(\*\*) Term: **14 Years**

(21) Appl. No.: **29/470,525**

(22) Filed: **Oct. 22, 2013**

(51) **LOC (10) Cl.** ..... **14-01**

(52) **U.S. Cl.**  
USPC ..... **D14/206**

(58) **Field of Classification Search**  
CPC ..... H04R 25/00  
USPC ..... D14/206, 205, 223; D29/112; 2/209;  
181/129, 130, 135; 379/430, 431;  
381/380, 381; 455/90.3, 575.1  
See application file for complete search history.

(56) **References Cited**

**U.S. PATENT DOCUMENTS**

3,621,156	A *	11/1971	Kliwer	379/430
4,875,233	A *	10/1989	Derhaag et al.	379/430
5,033,094	A *	7/1991	Hung	381/379
5,117,464	A *	5/1992	Jones et al.	381/379
D337,116	S *	7/1993	Hattori	D14/206
D377,020	S *	12/1996	Bungardt et al.	D14/205
5,787,166	A *	7/1998	Ullman	379/430
D436,348	S *	1/2001	McGugan	D14/142
D451,903	S *	12/2001	Amae et al.	D14/206
D454,124	S *	3/2002	Lee	D14/206
D458,247	S *	6/2002	Davies et al.	D14/206
D462,943	S *	9/2002	Lucaci et al.	D14/206
D482,019	S *	11/2003	Petersen et al.	D14/206

D488,146	S *	4/2004	Minto	D14/206
D498,470	S *	11/2004	Skulley et al.	D14/206
D514,086	S *	1/2006	Skulley	D14/206
D515,074	S *	2/2006	Jacobson et al.	D14/225
D517,528	S *	3/2006	Skulley	D14/206
D518,479	S *	4/2006	Skulley	D14/225
D524,795	S *	7/2006	Cohen et al.	D14/206
D530,307	S *	10/2006	Rath	D14/206
D531,165	S *	10/2006	Rath	D14/206
D538,785	S *	3/2007	Skulley	D14/206
D540,778	S *	4/2007	Thompson et al.	D14/206
7,245,737	B2 *	7/2007	Amae et al.	381/374
D597,072	S *	7/2009	Asai	D14/206
D601,543	S *	10/2009	Bentley	D14/206
D602,001	S *	10/2009	Bentley	D14/206
D628,189	S *	11/2010	Rath	D14/206
D638,000	S *	5/2011	Hoggarth	D14/206
D641,337	S *	7/2011	Brandis	D14/206
8,061,473	B1 *	11/2011	Kerr	181/135
D684,145	S *	6/2013	Rath	D14/224
D691,110	S *	10/2013	Ham et al.	D14/205

\* cited by examiner

*Primary Examiner* — Paula Greene

(74) *Attorney, Agent, or Firm* — David B. Patchett

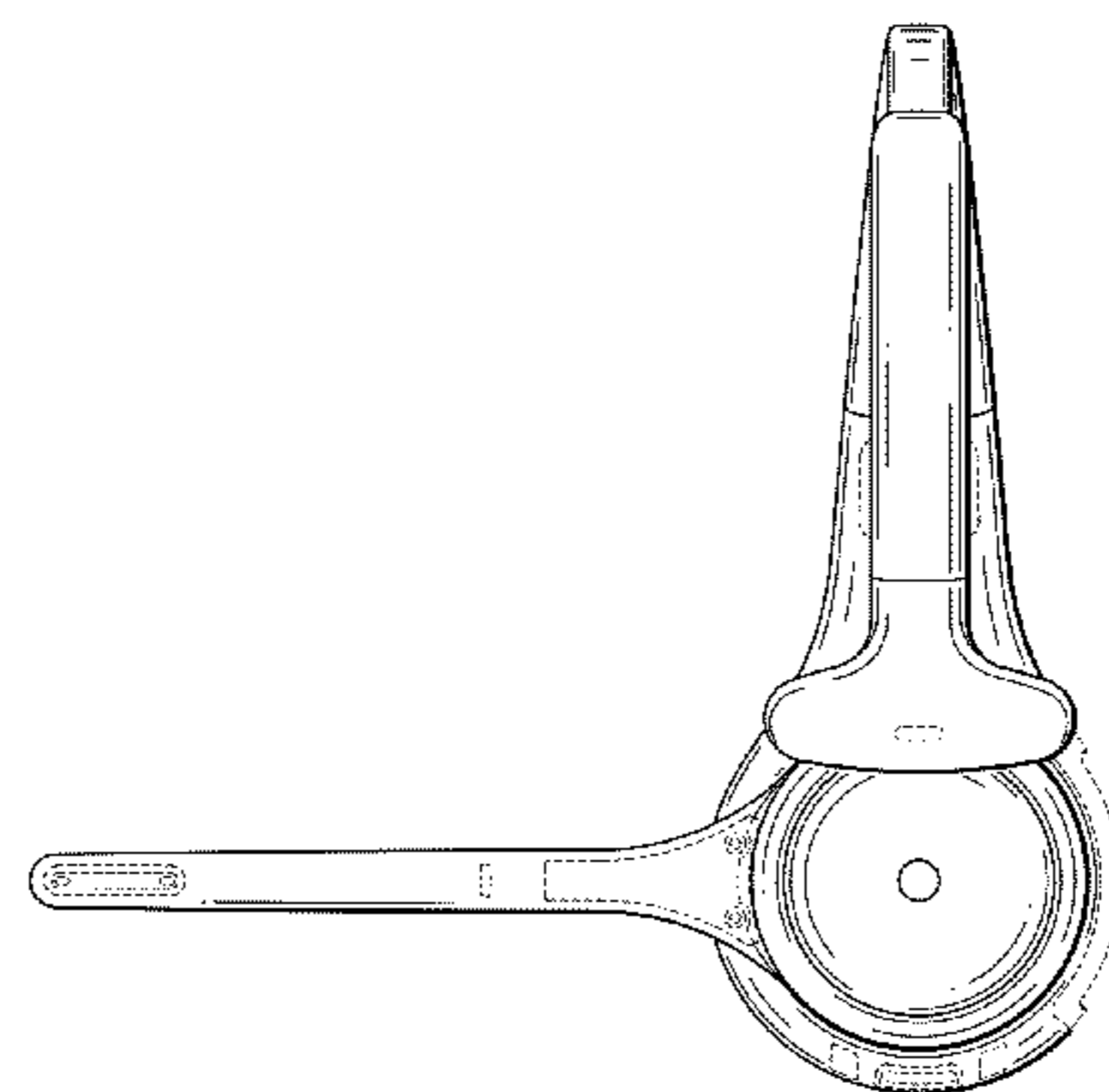
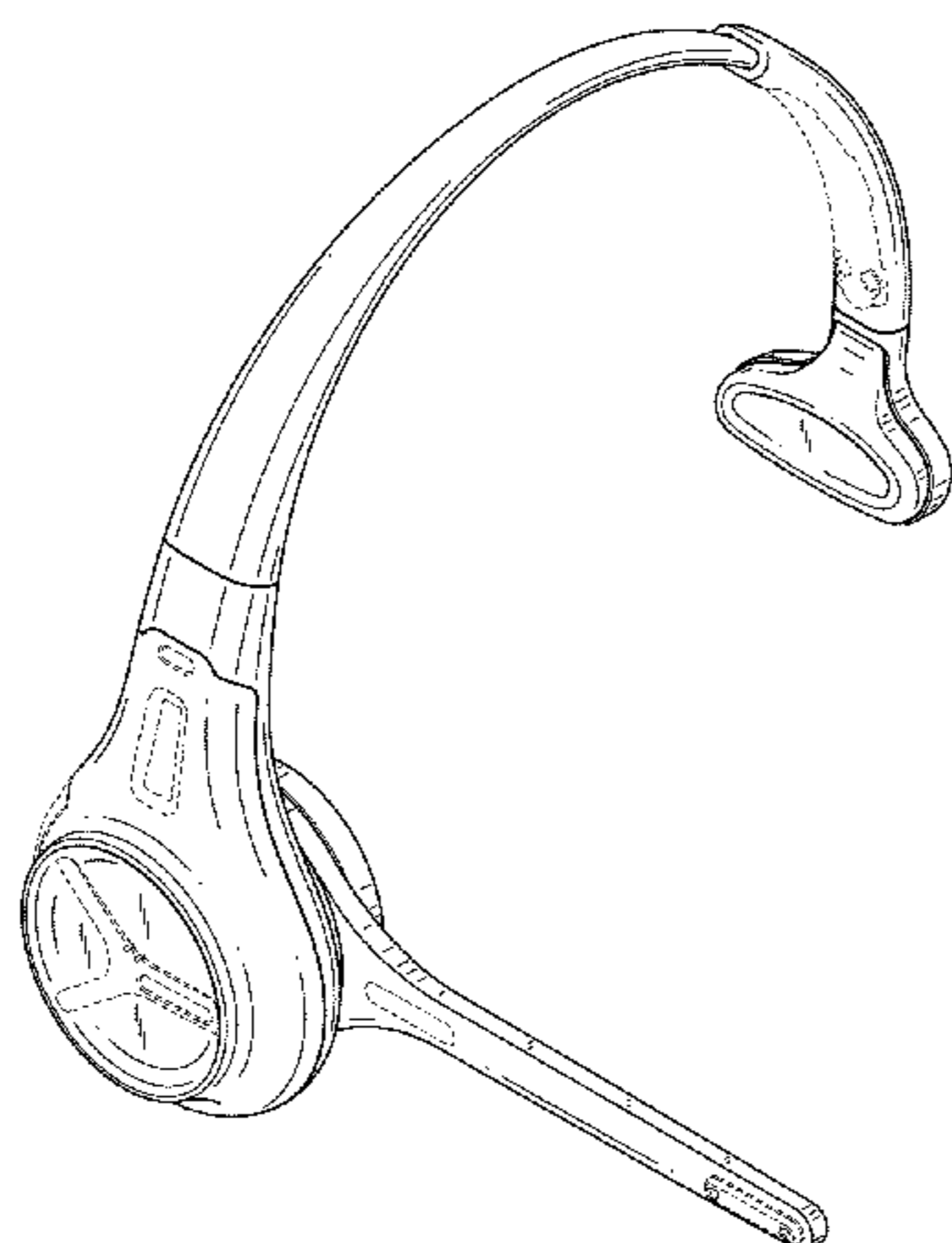
(57) **CLAIM**

The ornamental design for a communication headset assembly, as shown and described.

**DESCRIPTION**

FIG. 1 is a perspective view showing the new design for a communication headset assembly;  
FIG. 2 is a front view thereof;  
FIG. 3 is a top view thereof;  
FIG. 4 is a back view thereof;  
FIG. 5 is a bottom view thereof;  
FIG. 6 is a left side view thereof; and,  
FIG. 7 is a right side view thereof.  
The broken lines in the drawings are shown for illustrative purposes only and form no part of the claimed design.

**1 Claim, 3 Drawing Sheets**



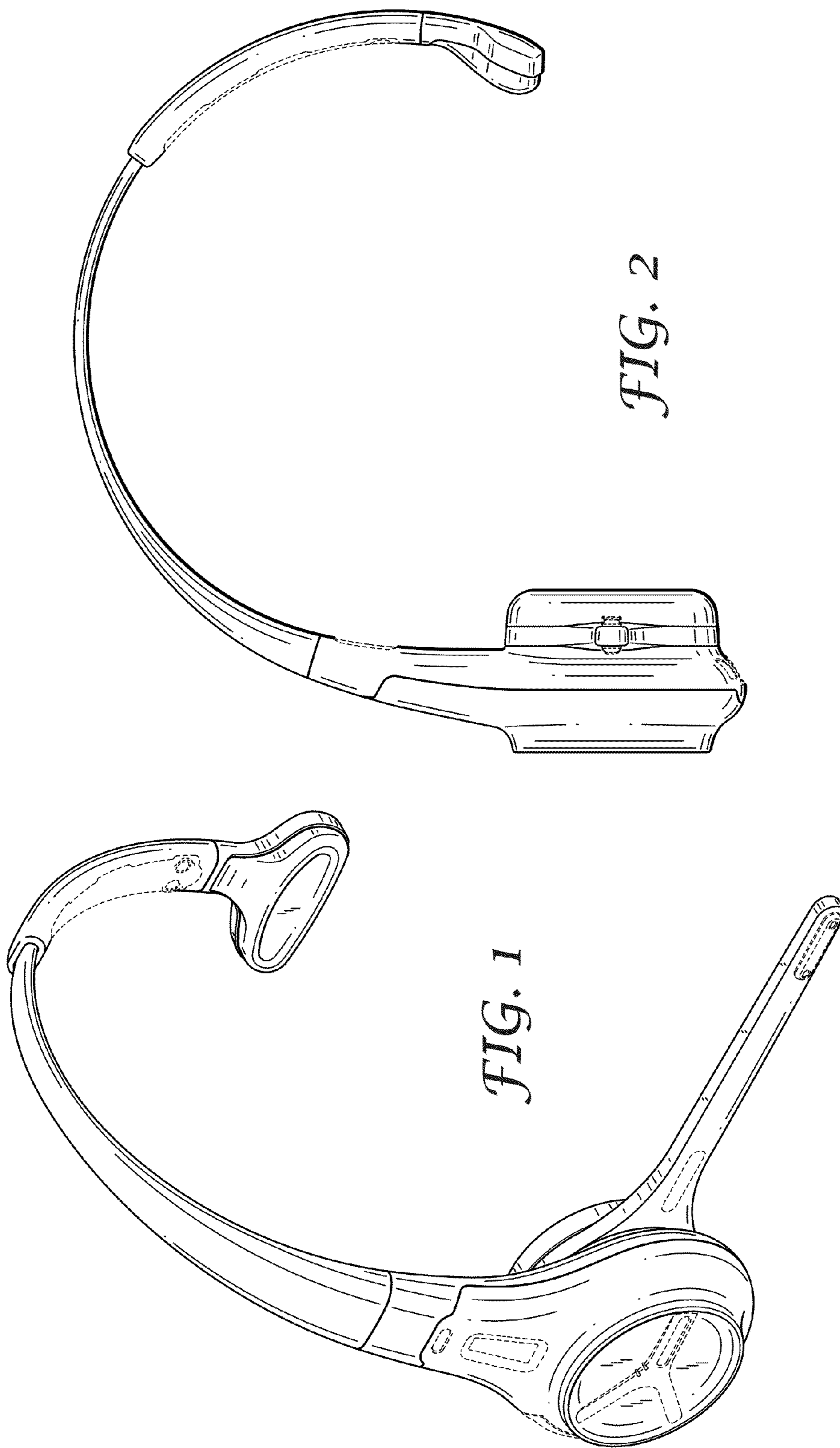


FIG. 1

FIG. 2

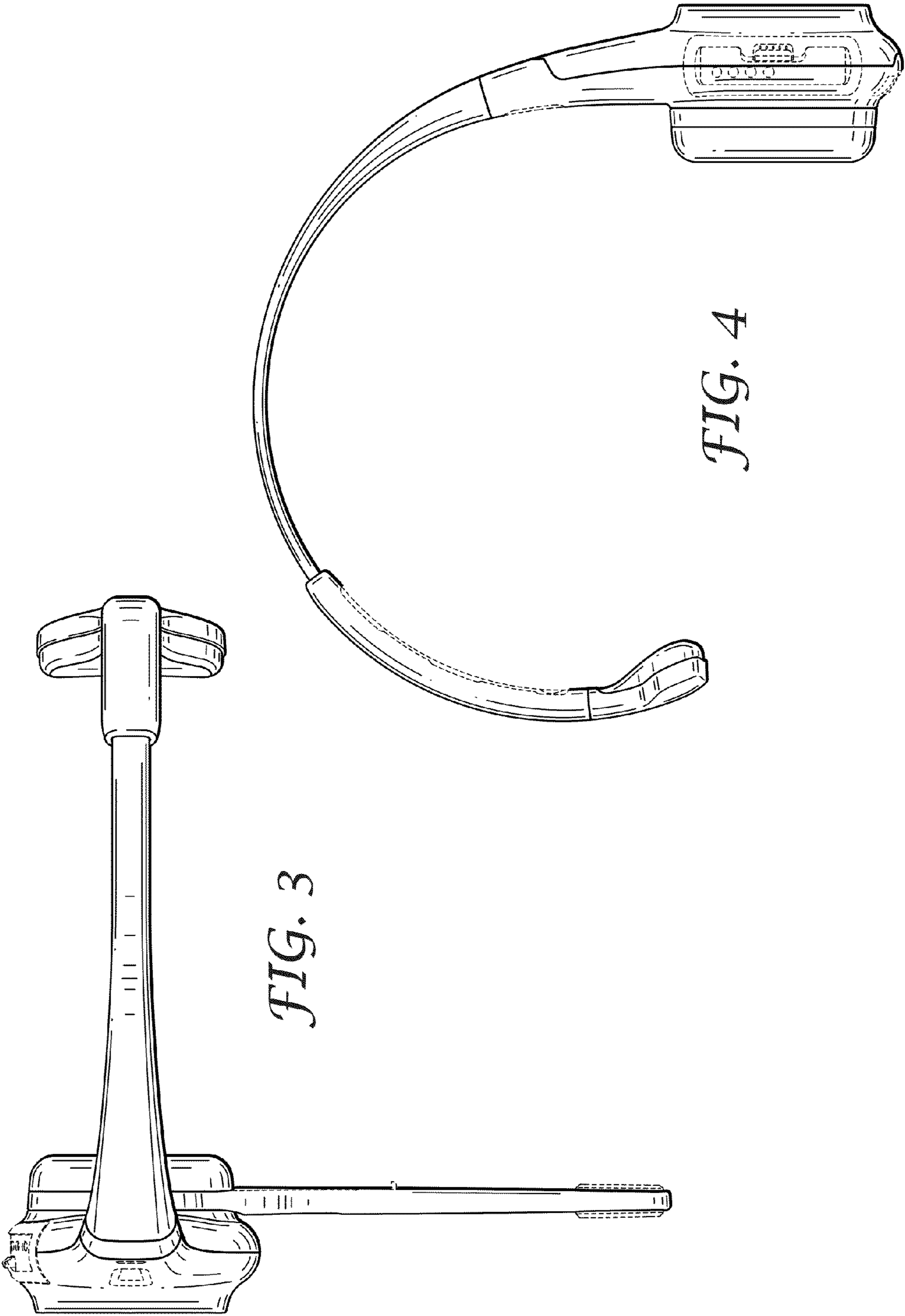


FIG. 3

FIG. 4

