



US00D716257S

(12) **United States Design Patent**
Sarkoyan

(10) **Patent No.:** **US D716,257 S**

(45) **Date of Patent:** **** Oct. 28, 2014**

(54) **DUAL HEADPHONE WITH SINGLE CONNECTOR**

(71) Applicant: **Arlene Sarkoyan**, Las Vegas, NV (US)

(72) Inventor: **Arlene Sarkoyan**, Las Vegas, NV (US)

(**) Term: **14 Years**

(21) Appl. No.: **29/470,367**

(22) Filed: **Oct. 21, 2013**

(51) **LOC (10) Cl.** **14-01**

(52) **U.S. Cl.**
USPC **D14/205**

(58) **Field of Classification Search**
CPC H04R 25/00
USPC D14/205, 223; 379/430, 431; 381/380,
381/381, 374, 385, 384; 455/90.3, 575.1,
455/556.1; 181/129, 130, 135
See application file for complete search history.

(56) **References Cited**

U.S. PATENT DOCUMENTS

3,671,685	A *	6/1972	John	381/382
D269,611	S *	7/1983	Saito	D14/205
4,646,872	A *	3/1987	Kamon et al.	181/129
5,420,935	A *	5/1995	Shinohara et al.	381/370
6,195,570	B1 *	2/2001	Ishida	455/566
D463,790	S *	10/2002	Beraut et al.	D14/223
D546,321	S *	7/2007	Kim	D14/223
D564,495	S *	3/2008	Sasaki	D14/205
7,395,090	B2 *	7/2008	Alden	455/557
D595,690	S *	7/2009	Fullerton	D14/205
D605,628	S *	12/2009	Ando	D14/205
D607,875	S *	1/2010	Pedersen, II	D14/206
D653,235	S *	1/2012	McManigal	D14/205

8,144,915	B2 *	3/2012	Hankey et al.	381/384
8,218,808	B2 *	7/2012	Xu	381/384
D677,240	S *	3/2013	Coulter	D14/205
D685,764	S *	7/2013	Coulter	D14/205
D686,189	S *	7/2013	Lu	D14/205
D687,410	S *	8/2013	Fletcher et al.	D14/205
D692,409	S *	10/2013	Takeo	D14/205
2004/0247138	A1 *	12/2004	Wang	381/74
2005/0078836	A1 *	4/2005	Ou	381/77
2006/0285715	A1 *	12/2006	Drambarean et al.	381/380
2008/0267440	A1 *	10/2008	Alden	381/385
2009/0196454	A1 *	8/2009	Her et al.	381/380
2011/0033064	A1 *	2/2011	Johnson et al.	381/94.1
2012/0170789	A1 *	7/2012	Lin	381/384
2013/0048341	A1 *	2/2013	Walder et al.	174/135
2014/0138150	A1 *	5/2014	Huang	174/71 R

* cited by examiner

Primary Examiner — Paula Greene

(74) *Attorney, Agent, or Firm* — Gold & Rizvi, P.A.; Glen E. Gold


(57) **CLAIM**

I claim the ornamental design for a dual headphone with single connector, as shown and described.

DESCRIPTION

FIG. 1 is a front isometric view of the dual headphone with single connector showing my new design in use;
FIG. 2 is a front view of the dual headphone with single connector;
FIG. 3 is a back view thereof;
FIG. 4 is a right side view thereof;
FIG. 5 is a left side view thereof;
FIG. 6 is a top view thereof; and,
FIG. 7 is a bottom view.

1 Claim, 5 Drawing Sheets






FIG. 1




FIG. 2



FIG. 3

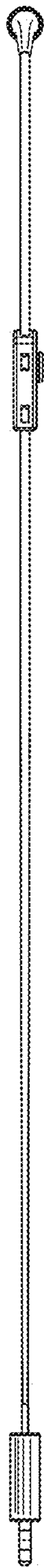


FIG. 4

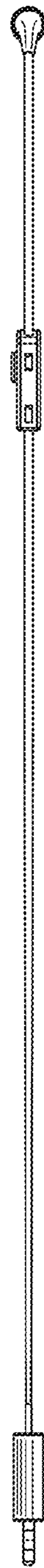


FIG. 5



FIG. 6



FIG. 7