



US00D716188S

(12) **United States Design Patent**
Ramaciotti

(10) **Patent No.:** **US D716,188 S**
(45) **Date of Patent:** **** Oct. 28, 2014**

(54) **CAR, TOY REPLICA AND /OR OTHER REPLICAS**

(71) Applicant: **Maserati S.p.A.**, Modena (IT)

(72) Inventor: **Lorenzo Ramaciotti**, Turin (IT)

(73) Assignee: **Maserati S.p.A.** (IT)

(**) Term: **14 Years**

(21) Appl. No.: **29/461,839**

(22) Filed: **Jul. 29, 2013**

(30) **Foreign Application Priority Data**

Jan. 28, 2013 (DM) 716680801
Jan. 28, 2013 (DM) 716680901

(51) **LOC (10) Cl.** **12-08**

(52) **U.S. Cl.**
USPC **D12/92**

(58) **Field of Classification Search**
USPC D12/86, 90-92, 88; D21/424, 433, 434;
296/181.1, 181.5
See application file for complete search history.

(56) **References Cited**

U.S. PATENT DOCUMENTS

D490,023 S * 5/2004 Howell et al. D12/92
D490,344 S * 5/2004 Ramaciotti D12/92
D517,949 S * 3/2006 Nielander et al. D12/92
D525,914 S * 8/2006 Taylor et al. D12/92
D555,541 S * 11/2007 Muller D12/92
D573,510 S * 7/2008 Pininfarina D12/92
D584,998 S * 1/2009 Lamm et al. D12/92
D602,400 S * 10/2009 Chae D12/92

D605,561 S * 12/2009 Leng et al. D12/92
D612,768 S * 3/2010 Fisker et al. D12/92
D620,396 S * 7/2010 Reichman et al. D12/92
D620,534 S * 7/2010 Ramaciotti D12/92
D628,939 S * 12/2010 Komuro D12/92
D628,942 S * 12/2010 Kim D12/92
D629,718 S * 12/2010 Reichman et al. D12/92
D631,795 S * 2/2011 Fisker et al. D12/92
D635,059 S * 3/2011 Futschik et al. D12/92
D640,956 S * 7/2011 Leahy et al. D12/163
D641,666 S * 7/2011 Yi D12/92
D647,431 S * 10/2011 Schell et al. D12/92
D658,545 S * 5/2012 Van Braeckel D12/91
D668,183 S * 10/2012 Smart D12/92
D669,000 S * 10/2012 Uchiyama et al. D12/92
D670,201 S * 11/2012 Ham D12/92
D671,036 S * 11/2012 Inatomi et al. D12/92
D700,544 S * 3/2014 Ramaciotti D12/92
D700,545 S * 3/2014 Borkert D12/92
D706,174 S * 6/2014 Garand et al. D12/92

* cited by examiner

Primary Examiner — Melody Brown

(74) *Attorney, Agent, or Firm* — Cantor Colburn LLP


(57) **CLAIM**

I claim, the ornamental design for a car, toy replica and/or other replicas, as shown and described.

DESCRIPTION

FIG. 1 is a front elevation view of a car, toy replica and/or other replicas, showing my new design;
FIG. 2 is a rear elevation view thereof;
FIG. 3 is a left side elevation view thereof;
FIG. 4 is a right side elevation view thereof;
FIG. 5 is a top plan view thereof;
FIG. 6 is a front perspective view thereof; and,
FIG. 7 is a rear perspective view thereof.

1 Claim, 7 Drawing Sheets



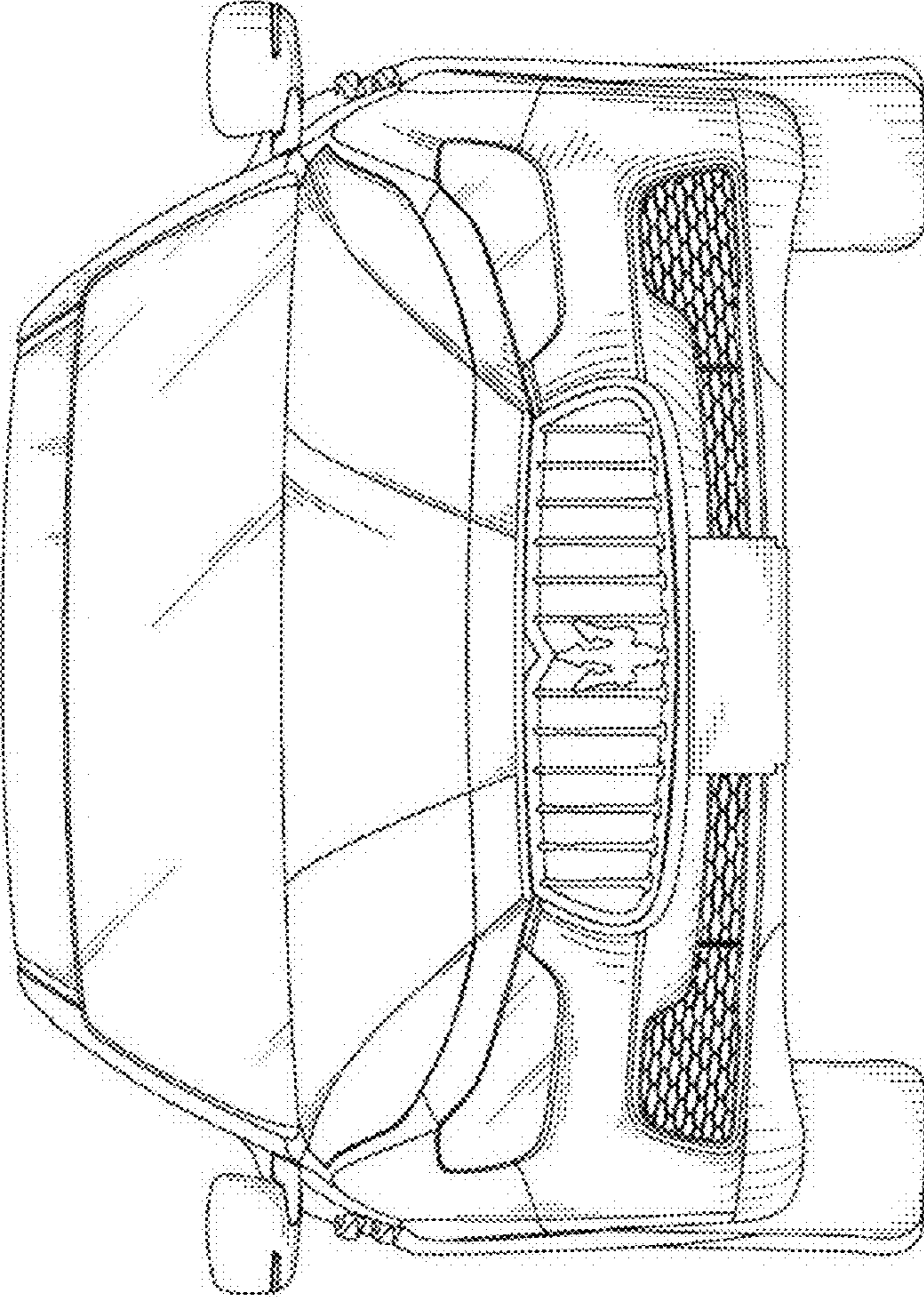


FIG. 1

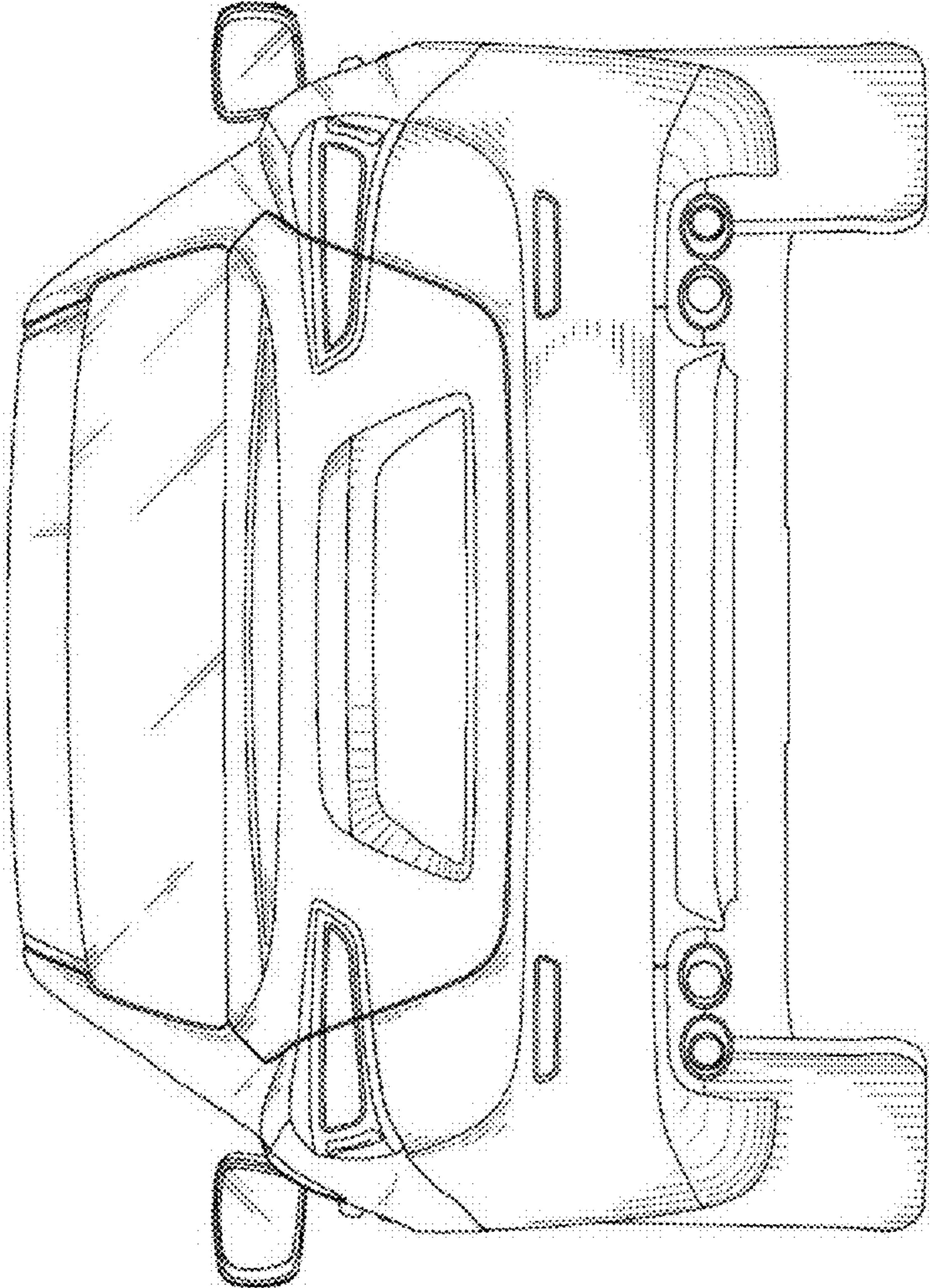


FIG. 2

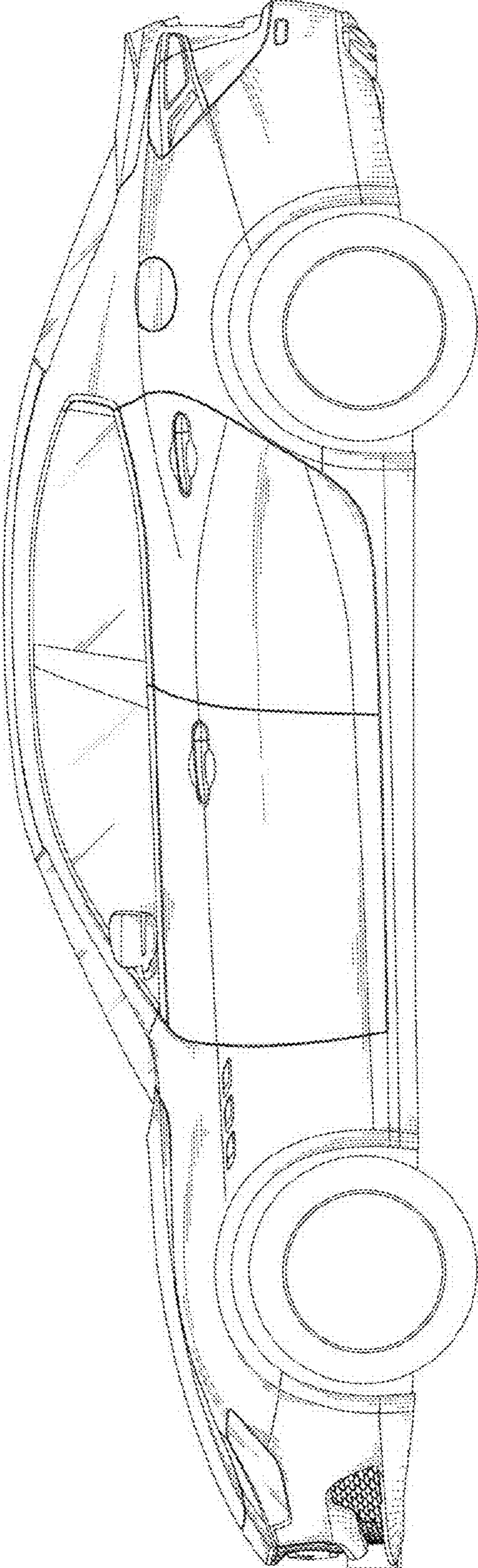


FIG. 3

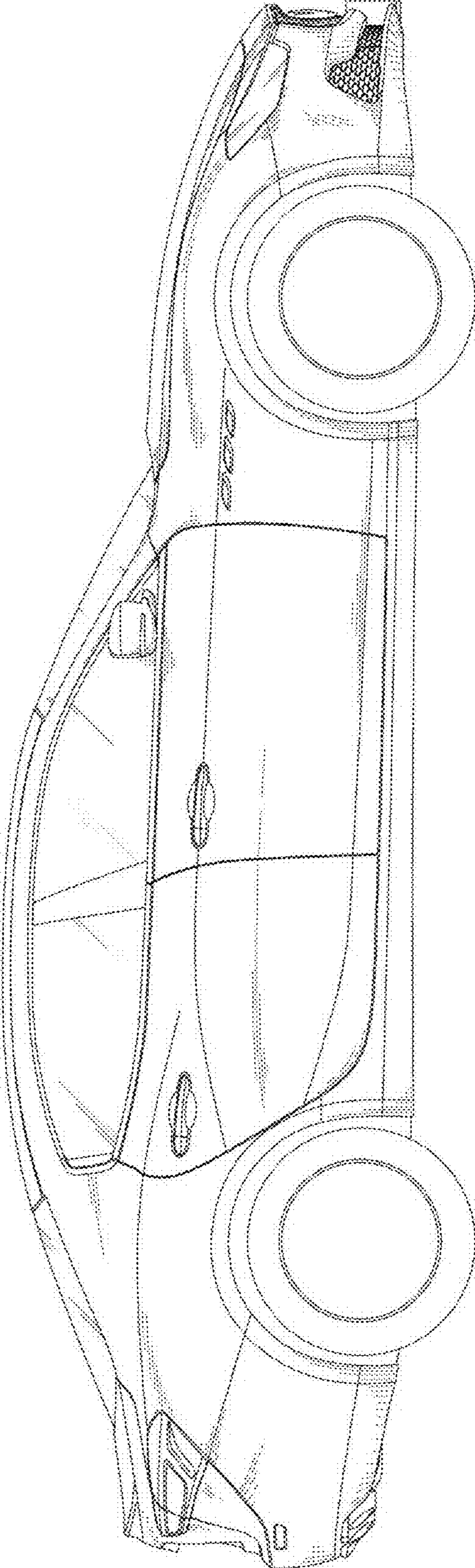


FIG. 4




FIG. 5

FIG. 6

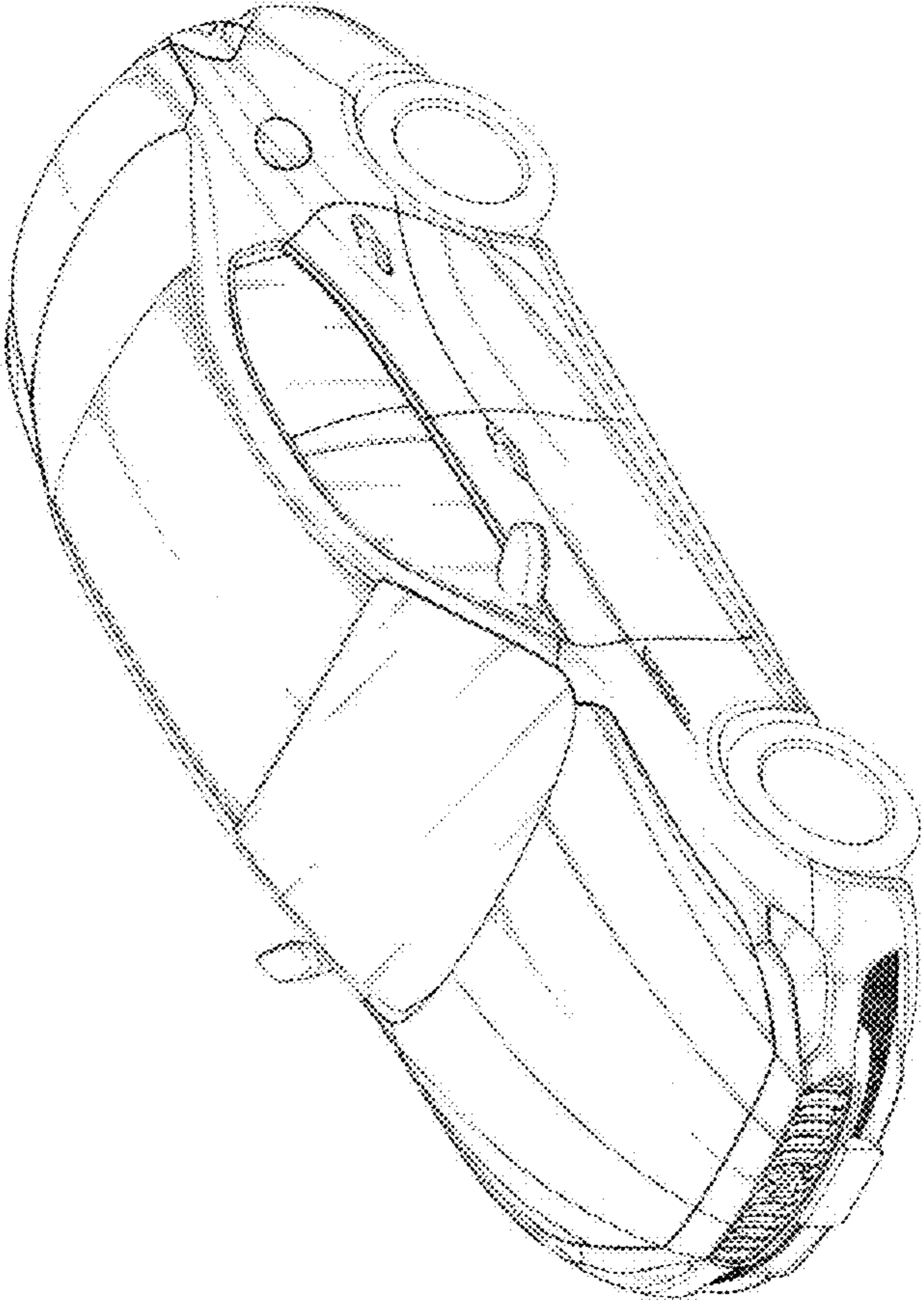


FIG. 7

