



US00D716174S

(12) **United States Design Patent**
Tsang

(10) **Patent No.:** **US D716,174 S**
(45) **Date of Patent:** **** Oct. 28, 2014**

- (54) **WRISTBAND**
- (71) Applicant: **Shi-Chan Tsang**, Chapel Hill, NC (US)
- (72) Inventor: **Shi-Chan Tsang**, Chapel Hill, NC (US)
- (**) Term: **14 Years**
- (21) Appl. No.: **29/491,834**
- (22) Filed: **May 26, 2014**
- (51) **LOC (10) Cl.** **11-01**
- (52) **U.S. Cl.**
USPC **D11/3**
- (58) **Field of Classification Search**
CPC A45F 2005/008; A45F 2005/002;
A45F 2003/006; A45C 1/04; A44C 5/003;
A44C 5/0015; A44C 5/0007
USPC D11/1-30, 79, 81, 82, 86, 93, 94, 162,
D11/200, 213, 216, 220; 63/1.11, 1.13,
63/1.14, 1.15, 1.16, 3, 3.1, 3.2, 4, 5.1, 7, 9,
63/10, 11, 12, 15, 15.1, 15.2, 15.3, 15.45,
63/15.5, 15.9, 24, 26, 33; D2/624, 627;
D24/206; D30/151-153; D7/632, 633,
D7/634; 224/219; D10/30-32, 38, 46;
D3/201, 215, 226, 230; 368/276-278,
368/281-283; 24/163 R, 191
See application file for complete search history.

3,848,270 A *	11/1974	Rand	D2/627
D257,022 S *	9/1980	Barr	D11/35
D257,335 S *	10/1980	Hofman	D11/3
D344,624 S *	3/1994	Schnel et al.	D2/629
D351,281 S *	10/1994	Petryk	D3/226
D446,906 S *	8/2001	Lackman	D2/627
D495,853 S *	9/2004	Nelson	D2/627
D495,972 S *	9/2004	Pettingill	D11/220
D616,615 S *	5/2010	Alvarenga	D30/152
D652,337 S *	1/2012	Molik	D11/3
D652,756 S *	1/2012	Lans	D11/3
D660,740 S *	5/2012	Cullen et al.	D11/3
D669,382 S	10/2012	Alvarez et al.	
D675,123 S *	1/2013	Nunez	D11/3
D688,585 S	8/2013	Ohnemus et al.	
2014/0174124 A1 *	6/2014	Duggal	63/5.1

* cited by examiner

Primary Examiner — Garth Rademaker
Assistant Examiner — Llorellys Martinez-Rivera
(74) *Attorney, Agent, or Firm* — Raj Abhyankar, P.C.

(57) **CLAIM**

The ornamental design for a wristband, as shown and described.

DESCRIPTION

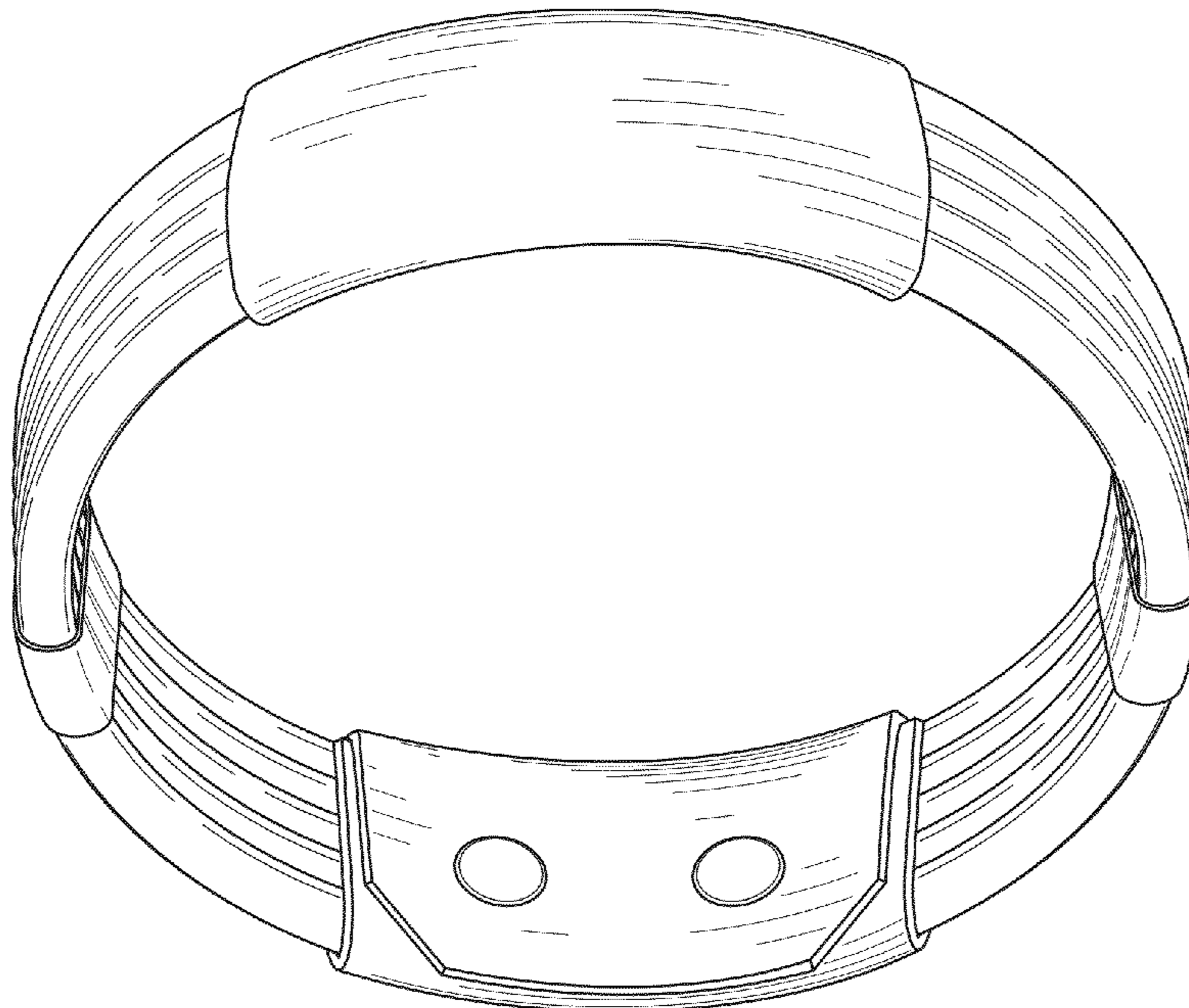
FIG. 1 is a perspective view of a wristband showing my new design;
FIG. 2 is a top view of thereof, the bottom view being identical thereto;
FIG. 3 is a right side view thereof, the left side view being identical thereto;
FIG. 4 is a front view thereof, the back view being a mirror image thereof; and,
FIG. 5 is a perspective view of the wristband of FIG. 1, shown in an inverted configuration.

1 Claim, 2 Drawing Sheets

(56) **References Cited**

U.S. PATENT DOCUMENTS

D40,759 S *	7/1910	Prevear	D11/4
1,877,416 A *	9/1932	Karl Matheus	24/191
2,253,816 A *	8/1941	Sherwood	24/163 R
2,775,093 A *	12/1956	Kundert	63/4
2,871,592 A *	2/1959	Polzin	D11/3



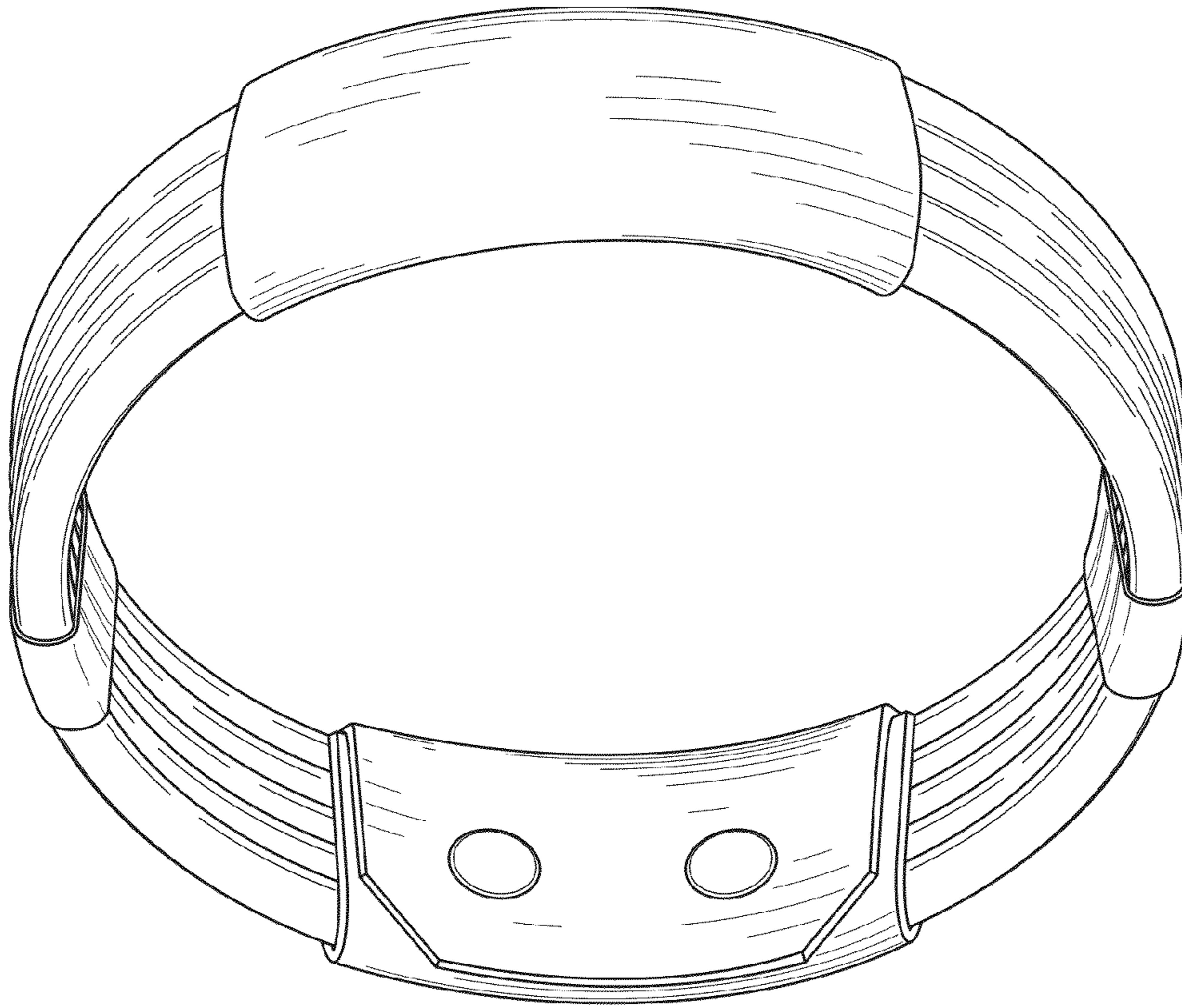


FIG. 1




FIG. 2

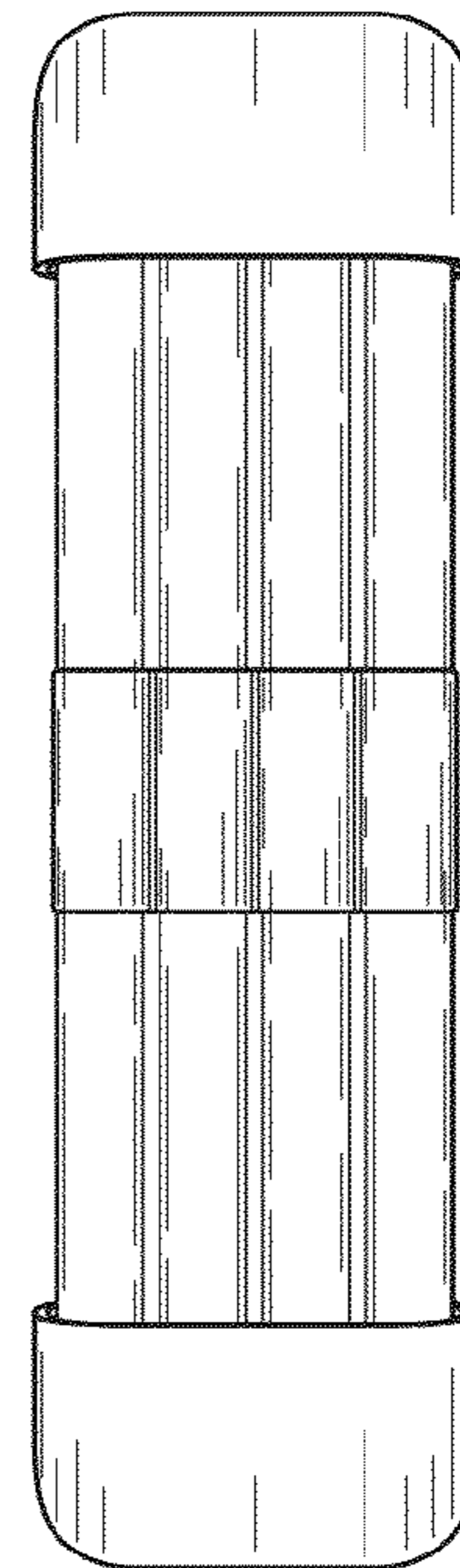


FIG. 3

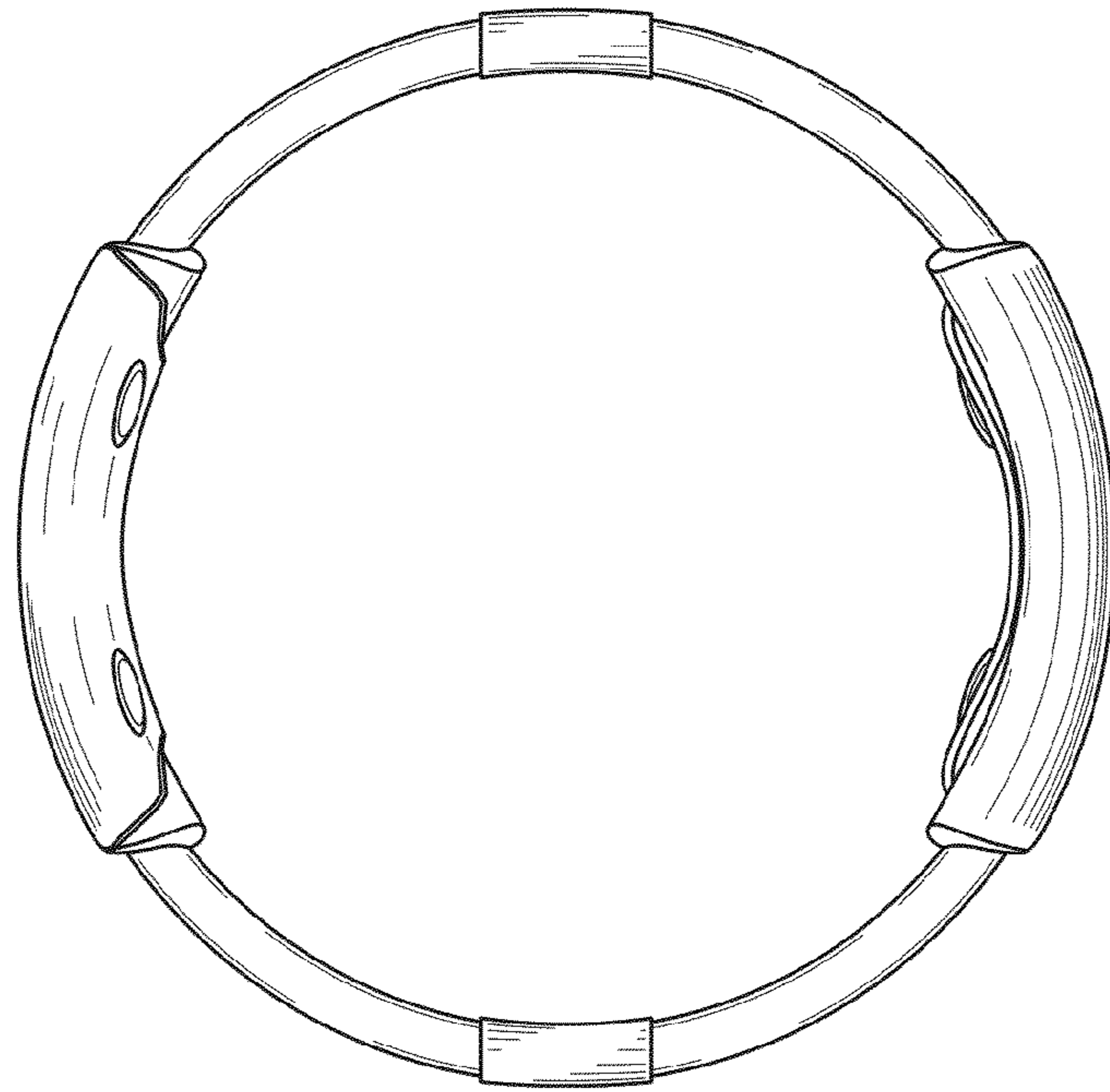


FIG. 4

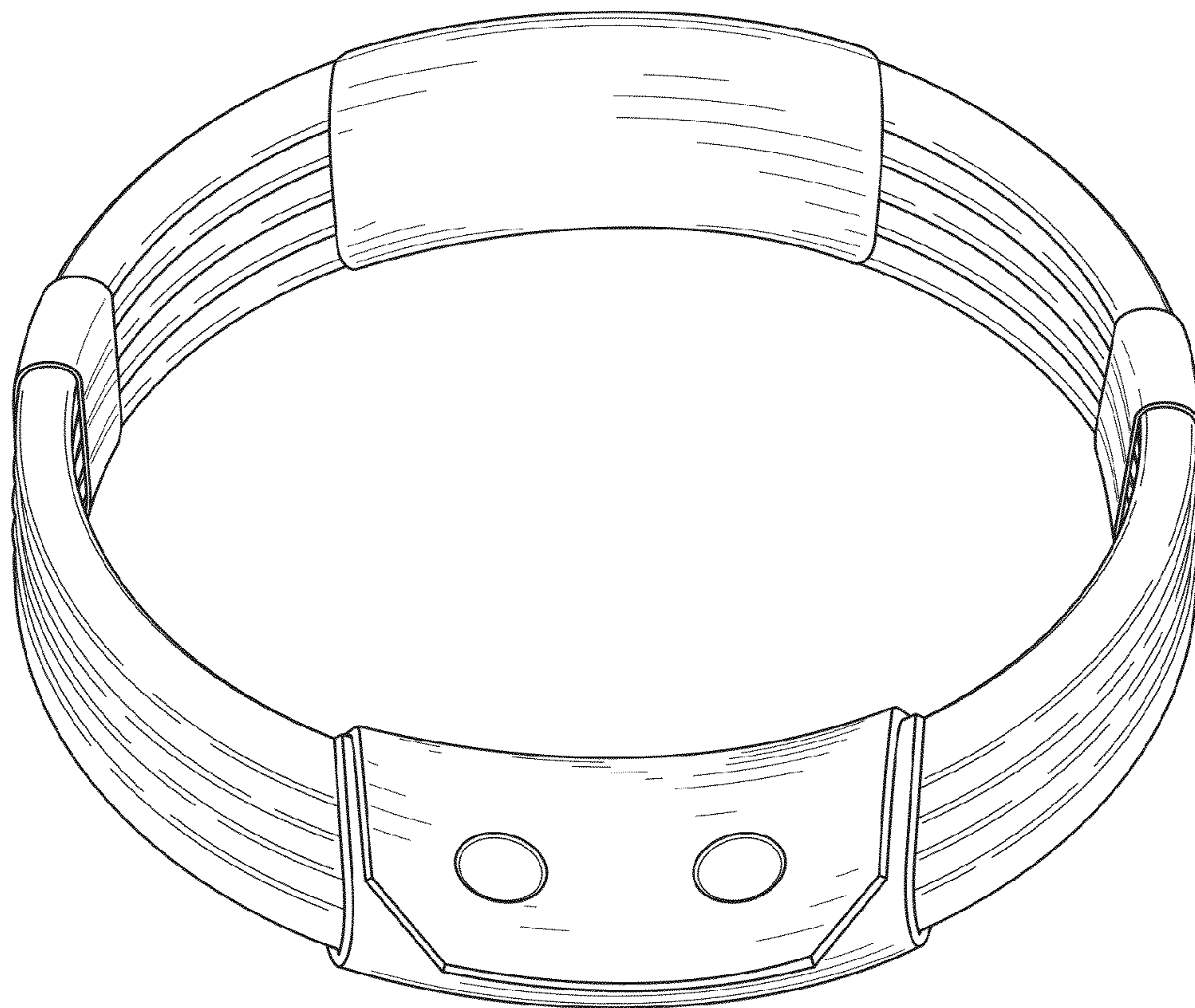


FIG. 5