



US00D716173S

(12) **United States Design Patent**
Garcia

(10) **Patent No.:** **US D716,173 S**
(45) **Date of Patent:** **** Oct. 28, 2014**

(54) **CHRISTIAN BRACELET**

(71) Applicant: **Lorenzo A. Garcia**, Westminster, CO
(US)

(72) Inventor: **Lorenzo A. Garcia**, Westminster, CO
(US)

(**) Term: **14 Years**

(21) Appl. No.: **29/462,430**

(22) Filed: **Aug. 2, 2013**

(51) **LOC (10) Cl.** **11-01**

(52) **U.S. Cl.**
USPC **D11/3; D11/96**

(58) **Field of Classification Search**
USPC D11/1-39, 75-79, 81, 86-94, 96, 175,
D11/206, 208, 216, 220, 222; D2/270,
D2/896-899, 946; D16/244; D10/32;
D28/39-42; D99/26, 27; 63/1.11, 1.12,
63/1.16, 1.18, 2, 3, 3.1, 3.2, 4, 5.1, 5.2,
63/6-11, 13, 14.7, 14.8, 15.3, 15.9, 23, 26,
63/37-43; 24/19, 32, 316, 318, 326, 346,
24/455, 614; 36/1; 224/191, 219, 221,
224/232, 267; 40/640

See application file for complete search history.

(56) **References Cited**

U.S. PATENT DOCUMENTS

D109,804	S	*	5/1938	Hobe	D11/8
D142,939	S	*	11/1945	Benbow	D11/4
D148,114	S	*	12/1947	Pruett et al.	D11/4
2,451,749	A	*	10/1948	Kreisler	63/4
2,451,750	A	*	10/1948	Kreisler et al.	63/4
D245,679	S	*	9/1977	Parkison	D99/27
D265,728	S	*	8/1982	Bales	D11/4
D303,233	S	*	9/1989	Jang	D11/216
D336,620	S	*	6/1993	Maruyama	D11/3

(Continued)

OTHER PUBLICATIONS

Horseshoe nail knotted cross pendant, Flickr.com, published Nov. 17, 2012, online. Site visited Jun. 5, 2014. Internet URL: <"https://www.flickr.com/photos/stormdrane/8193412120/">.*

(Continued)

Primary Examiner — Garth Rademaker

Assistant Examiner — Llorelys Martinez-Rivera

(74) *Attorney, Agent, or Firm* — Patent Law Offices of Rick Martin, P.C.

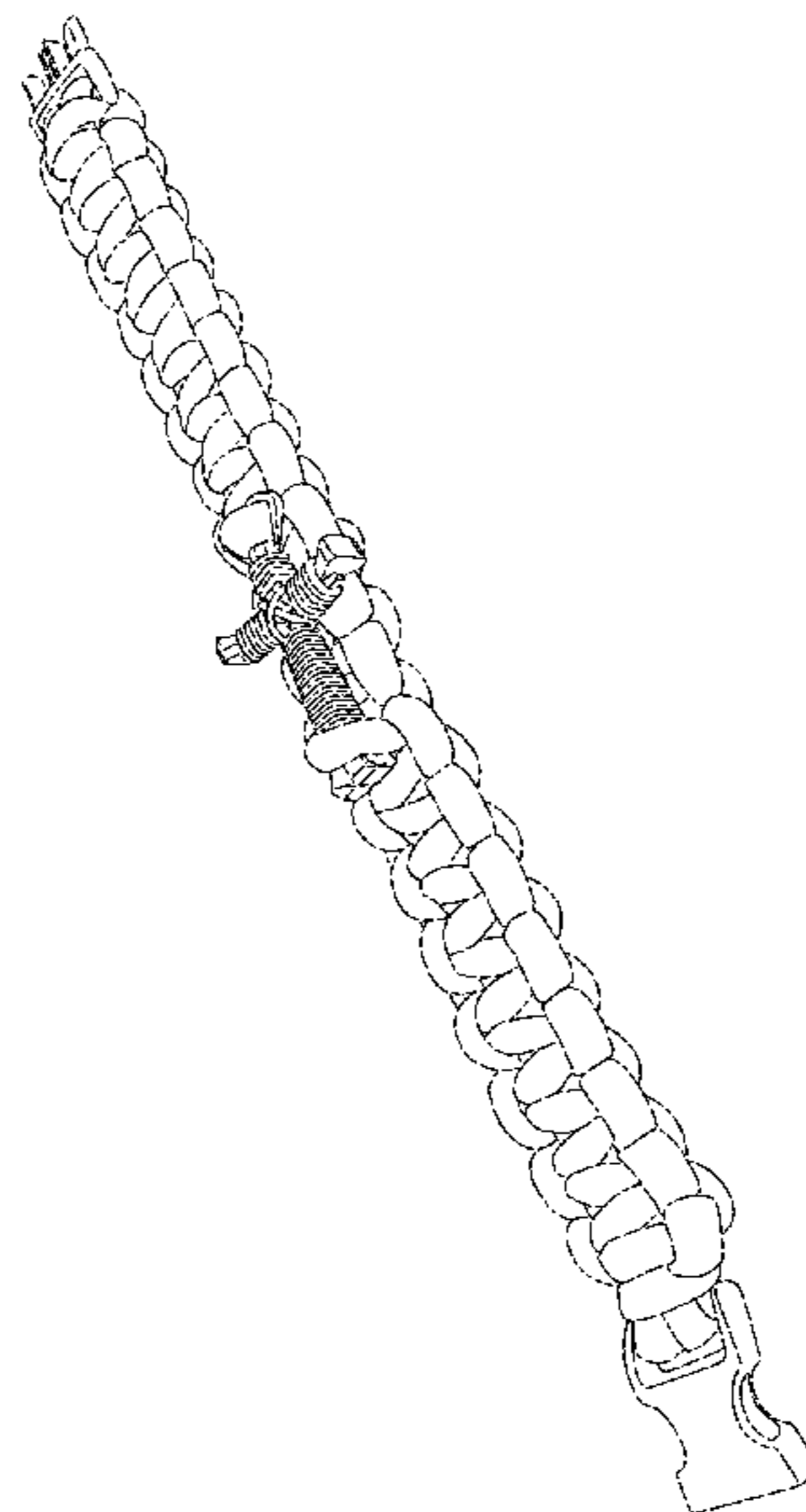
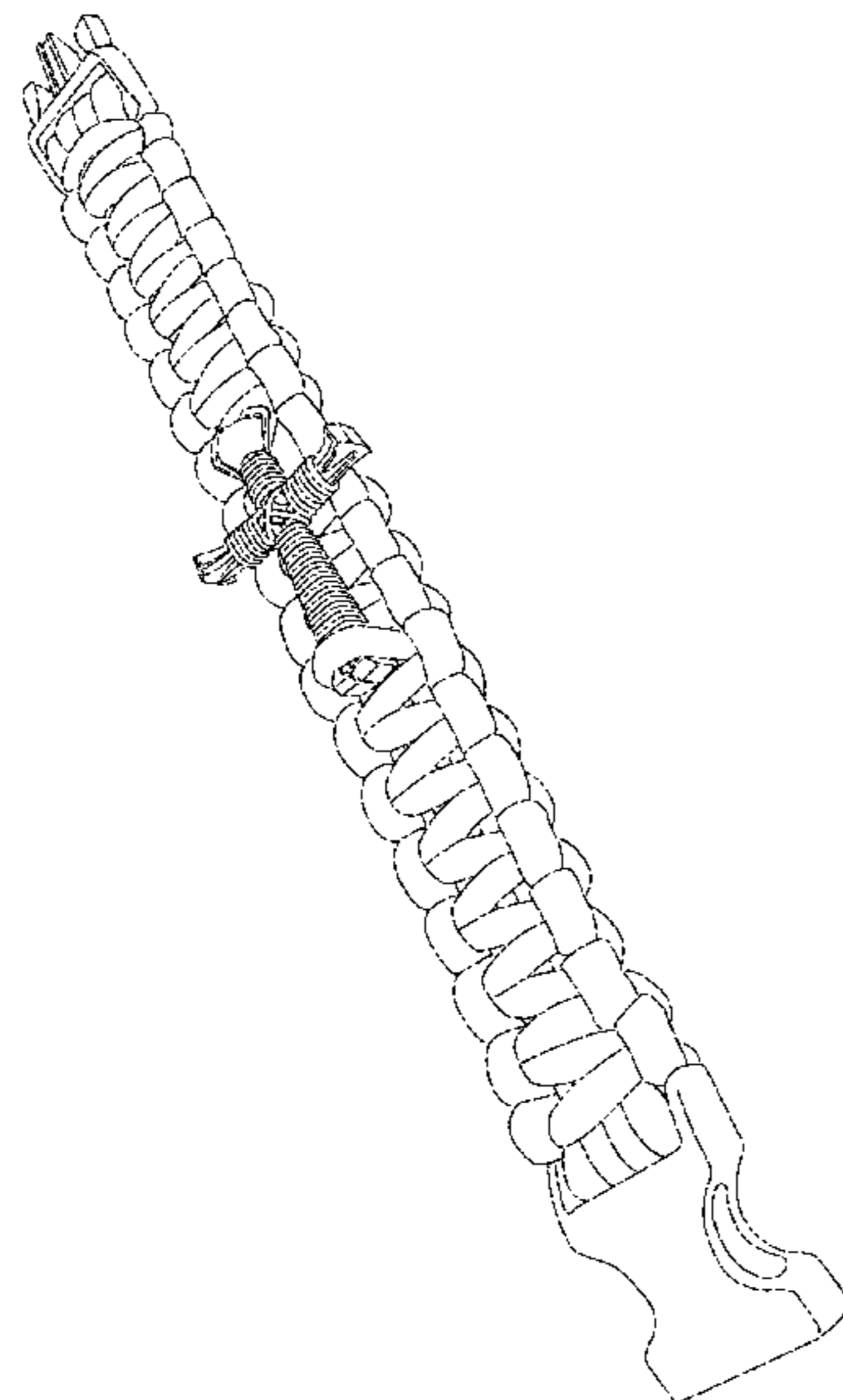
(57) **CLAIM**

The ornamental design for a Christian bracelet, as shown and described.

DESCRIPTION

FIG. 1 is a top perspective view of a first embodiment of a Christian bracelet, showing my new design;
FIG. 2 is a top plan view thereof;
FIG. 3 is a bottom plan view thereof;
FIG. 4 is a left side elevation view thereof;
FIG. 5 is a right side elevation view thereof;
FIG. 6 is a front elevation view thereof;
FIG. 7 is a rear elevation view thereof;
FIG. 8 is a top perspective view thereof, in a closed configuration;
FIG. 9 is a top perspective view of a second embodiment of a Christian Bracelet, showing my new design;
FIG. 10 is a top plan view thereof;
FIG. 11 is a bottom plan view thereof;
FIG. 12 is a left side elevation view thereof;
FIG. 13 is a right side elevation view thereof;
FIG. 14 is a front elevation view thereof;
FIG. 15 is a rear elevation view thereof; and,
FIG. 16 is a top perspective view thereof, in a closed configuration.

1 Claim, 8 Drawing Sheets



(56)

References Cited

U.S. PATENT DOCUMENTS

5,546,603	A *	8/1996	Lawhorne et al.	D28/41
D395,734	S *	6/1998	Tsai	D28/41
D396,929	S *	8/1998	Vinson	D99/27
D595,178	S *	6/2009	Colombani	D11/79
D664,887	S *	8/2012	Courtney	D11/96
D678,110	S *	3/2013	Correa	D11/79
D679,623	S *	4/2013	Maier	D11/3
D685,284	S *	7/2013	Spano	D11/3
D691,910	S *	10/2013	Kelleghan	D11/3
2002/0040514	A1 *	4/2002	Uehara et al.	24/614
2003/0074772	A1 *	4/2003	Chen	24/614
2009/0272148	A1 *	11/2009	Jaykins	63/3.1
2011/0252649	A1 *	10/2011	Lovitz	224/232
2012/0159987	A1 *	6/2012	Walchle et al.	63/3.2
2013/0031935	A1 *	2/2013	Kelleghan	63/1.12
2013/0213089	A1 *	8/2013	Gagne	63/1.12
2014/0109615	A1 *	4/2014	Millan	63/1.12

OTHER PUBLICATIONS

Regular Survival Bracelet—Wounded Warrior Project, Survival Straps, published Apr. 3, 2012, online. Site visited Jun. 5, 2014. Internet URL:<“<http://www.survivalstraps.com/wounded-warrior-project-4/regular-survival-bracelet-wounded-warrior-project.html>”>.*

Thin Blue Line Paracord Bracelet, Paracordsandmore.com, published Apr. 29, 2013, online. Site visited Jun. 5, 2014. Internet URL:<“<http://paracordsandmore.com/our-products/our-products/thin-blue-line/>”>.*

How to Make Cobra Stitch 1 to 2 Color Paracord Bracelets, ParacordMaster blog, published Jun. 26, 2011, online. Site visited Jun. 5, 2014. Internet URL:<“<http://paracordmaster.wordpress.com/>”>.*

* cited by examiner

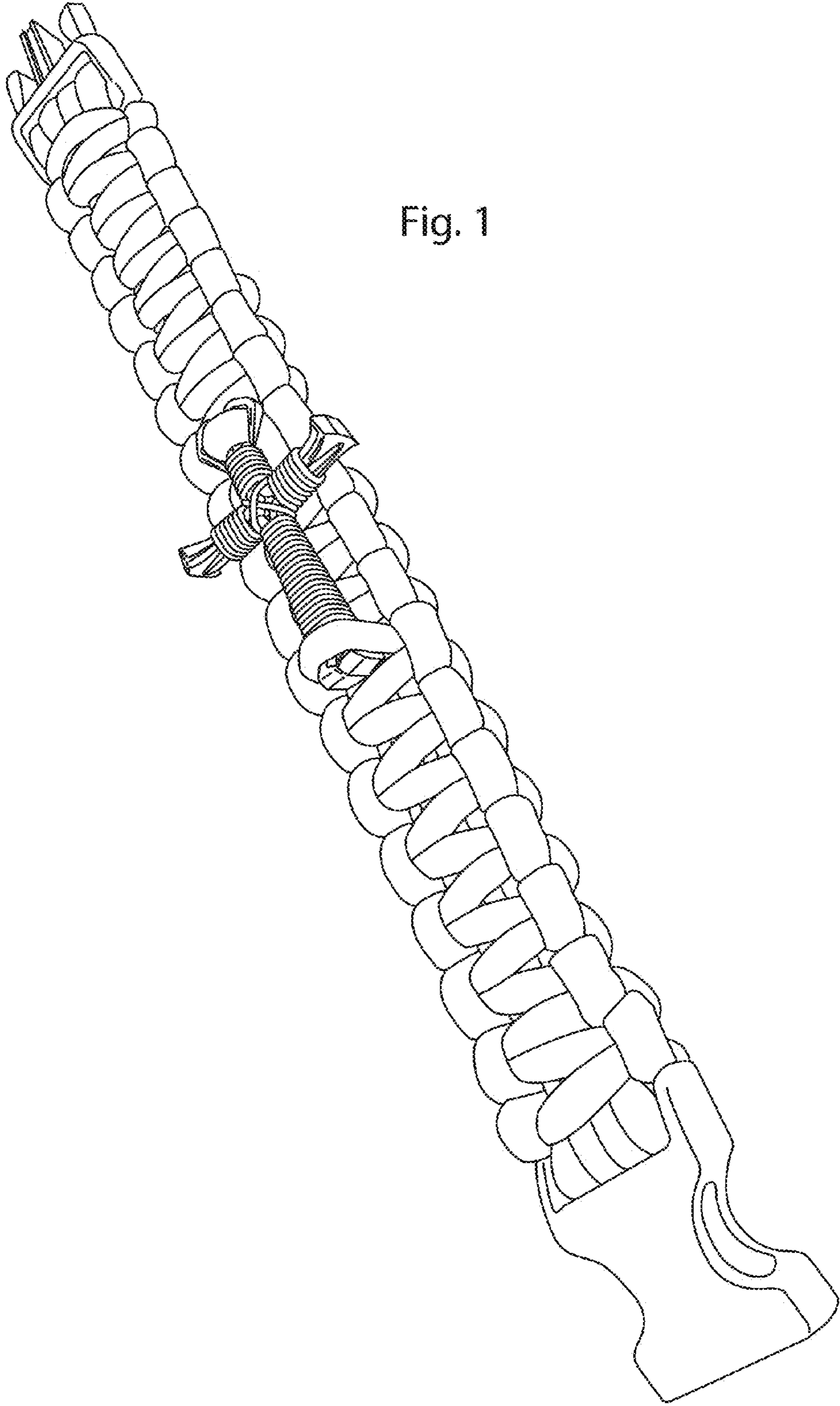


Fig. 1

Fig. 2

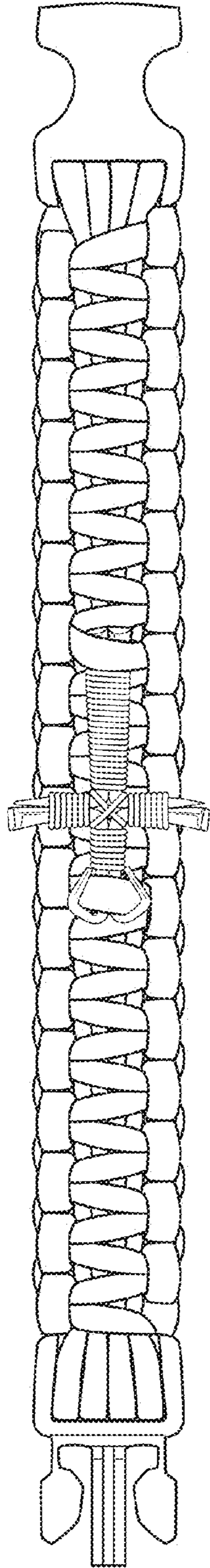


Fig. 3

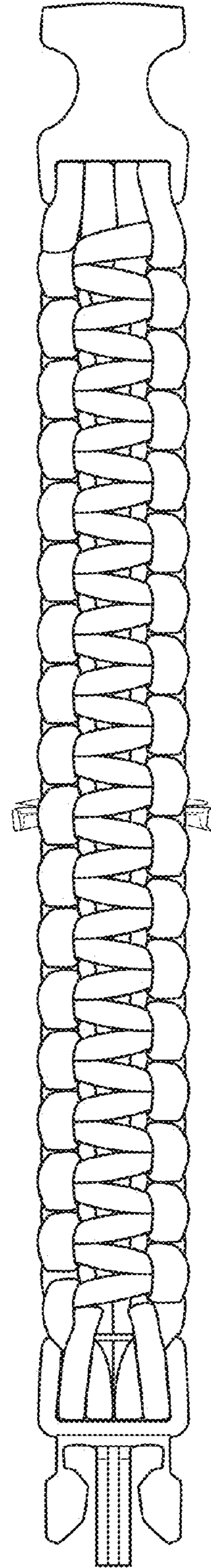


Fig. 4

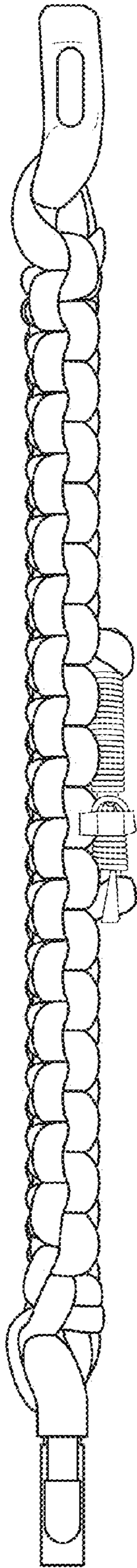


Fig. 5

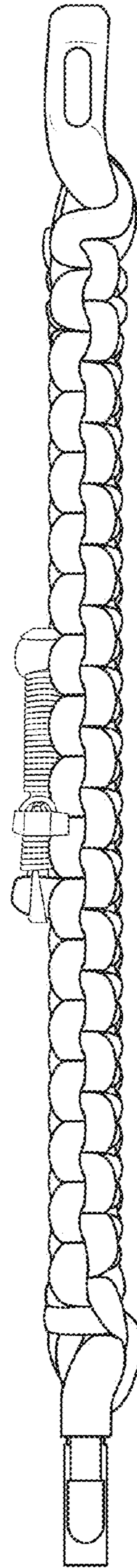


Fig. 6

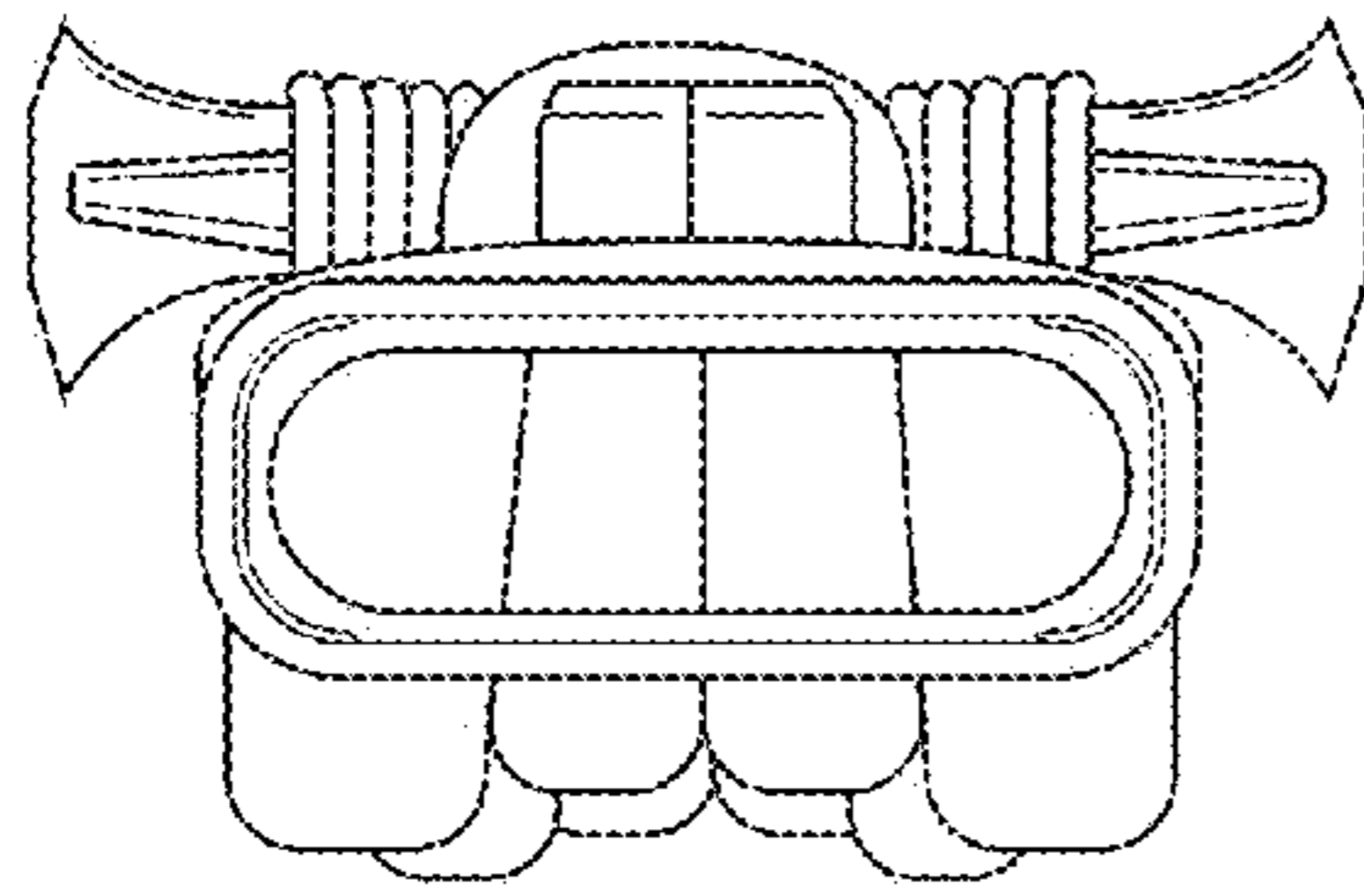


Fig. 7

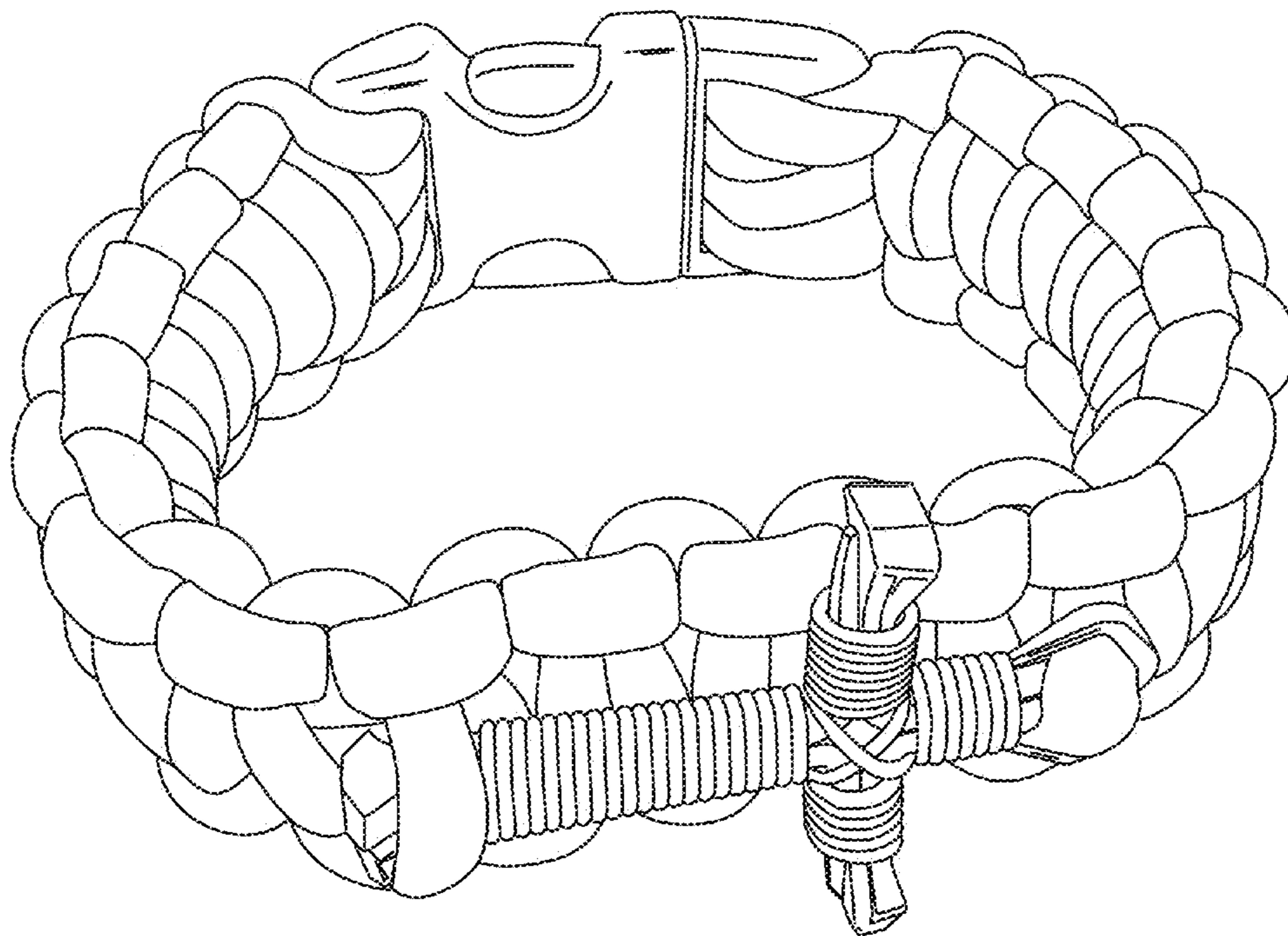
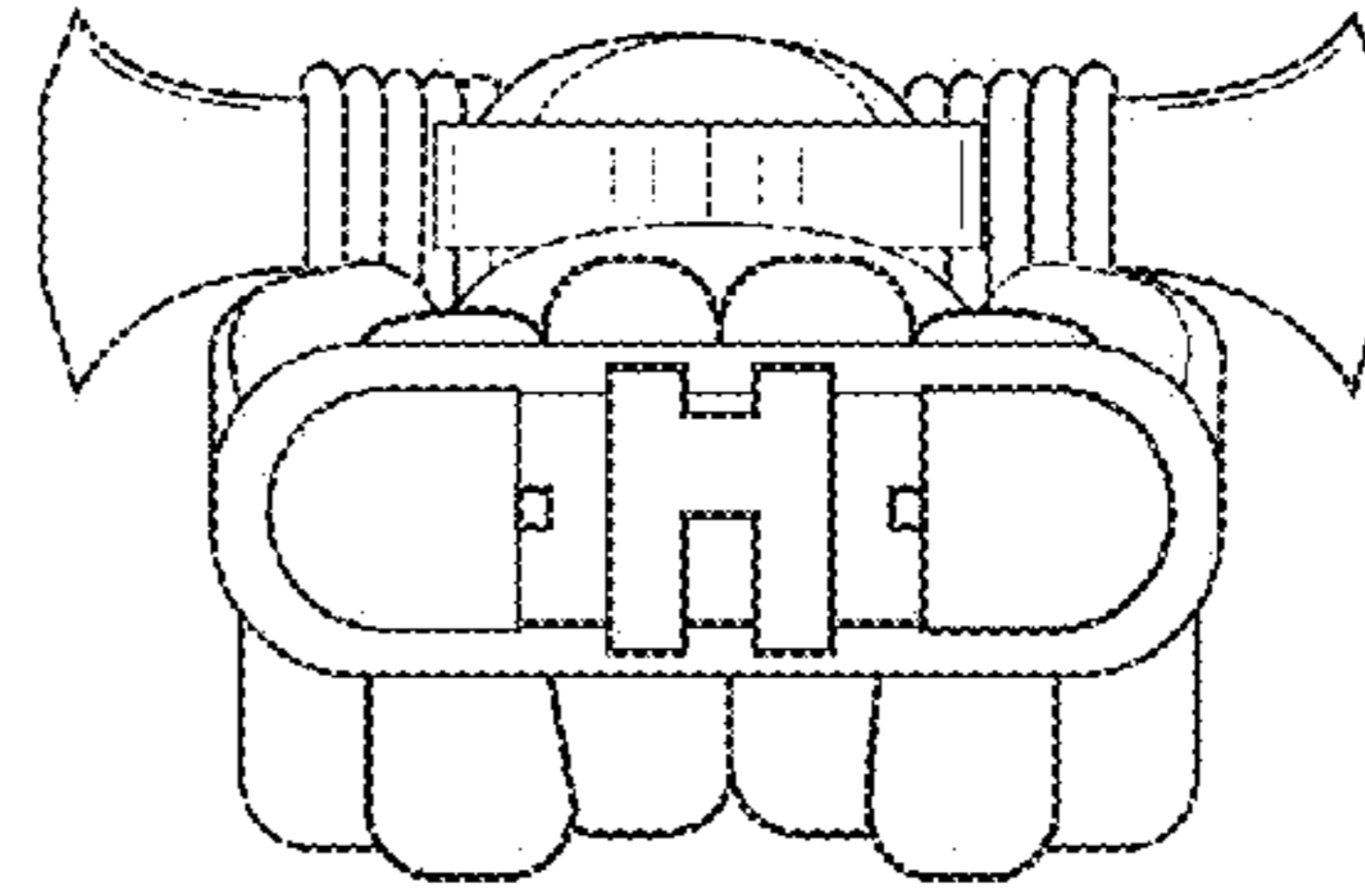


Fig. 8

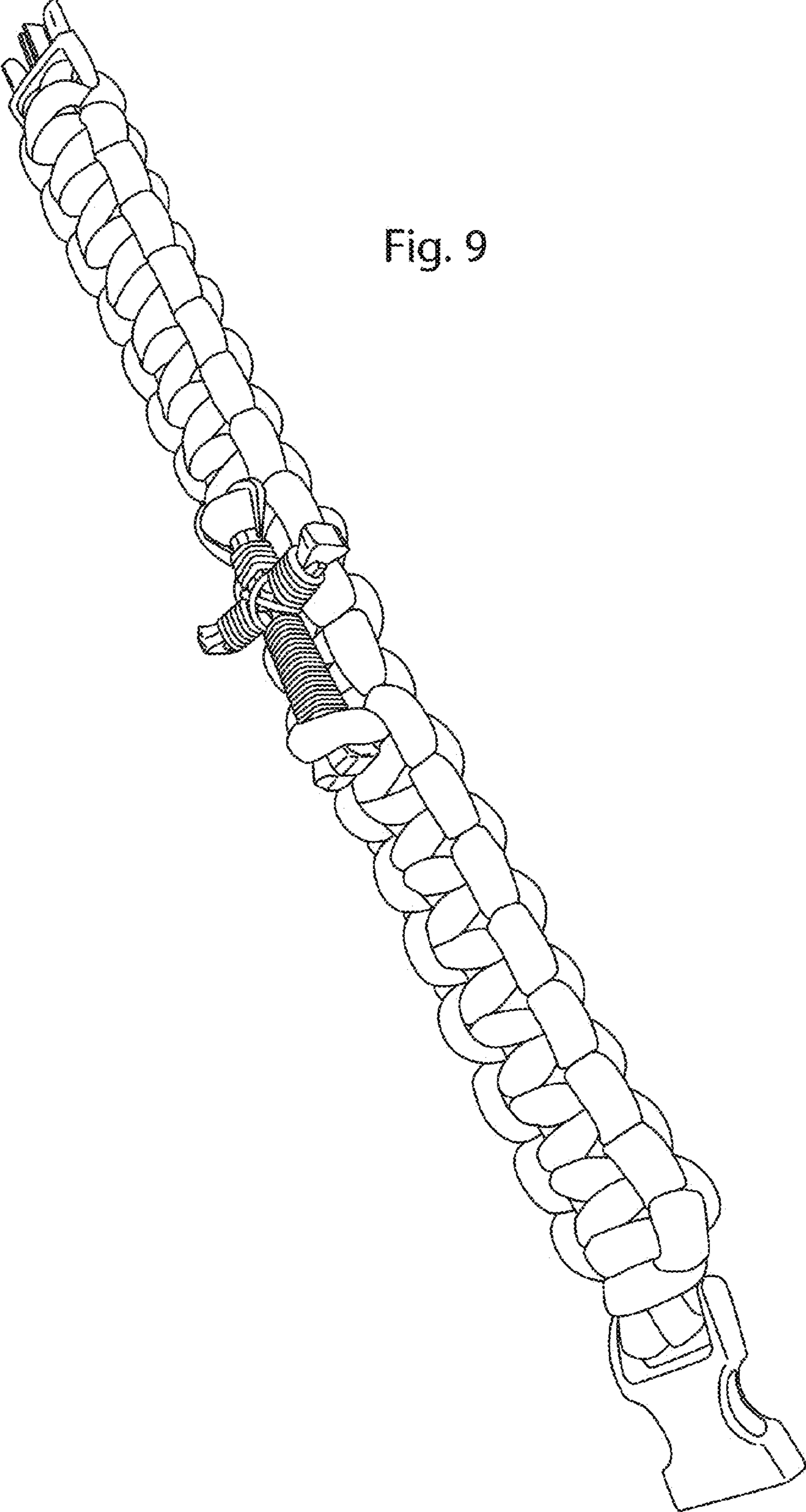


Fig. 9

Fig. 10

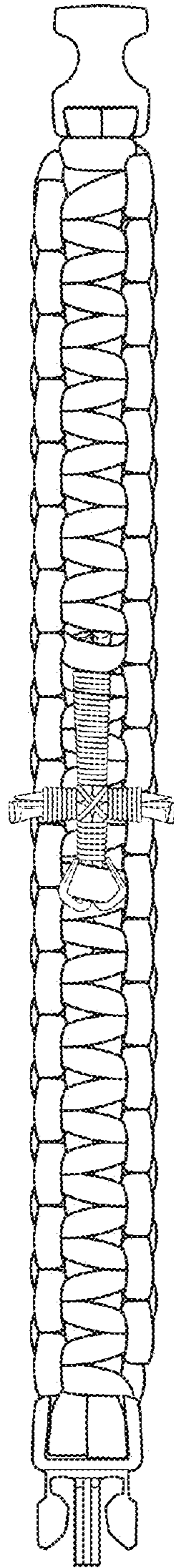


Fig. 11

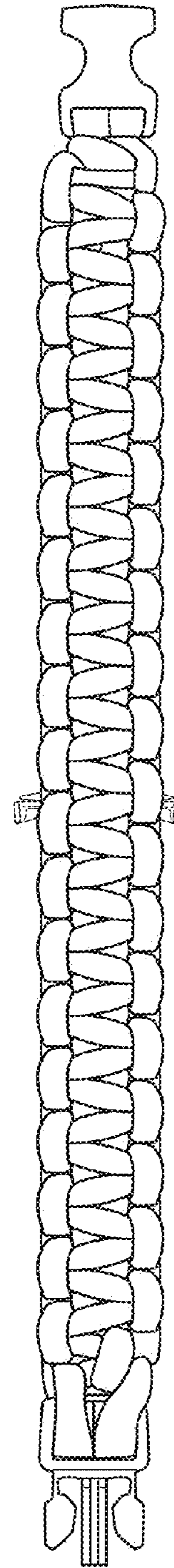


Fig. 12

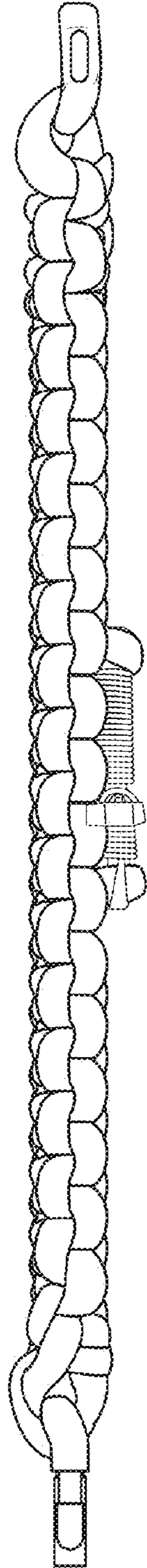


Fig. 13

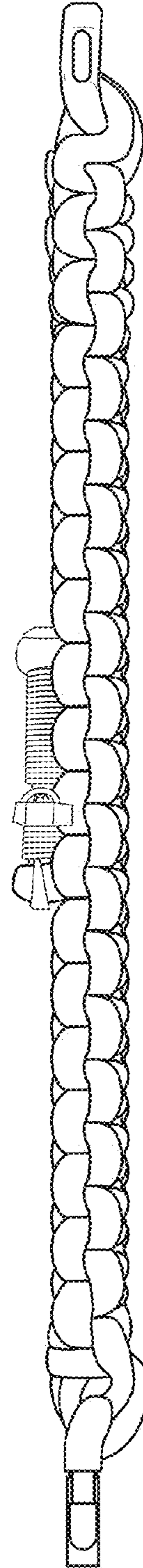


Fig. 14

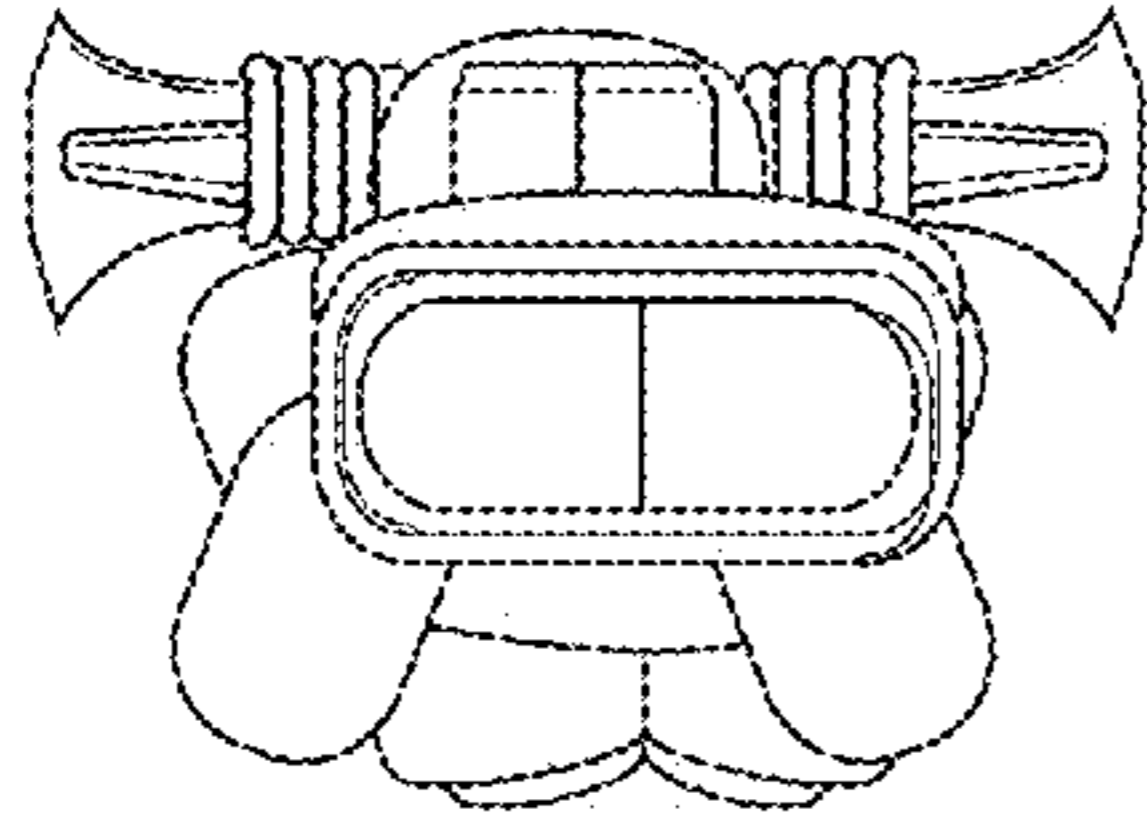


Fig. 15

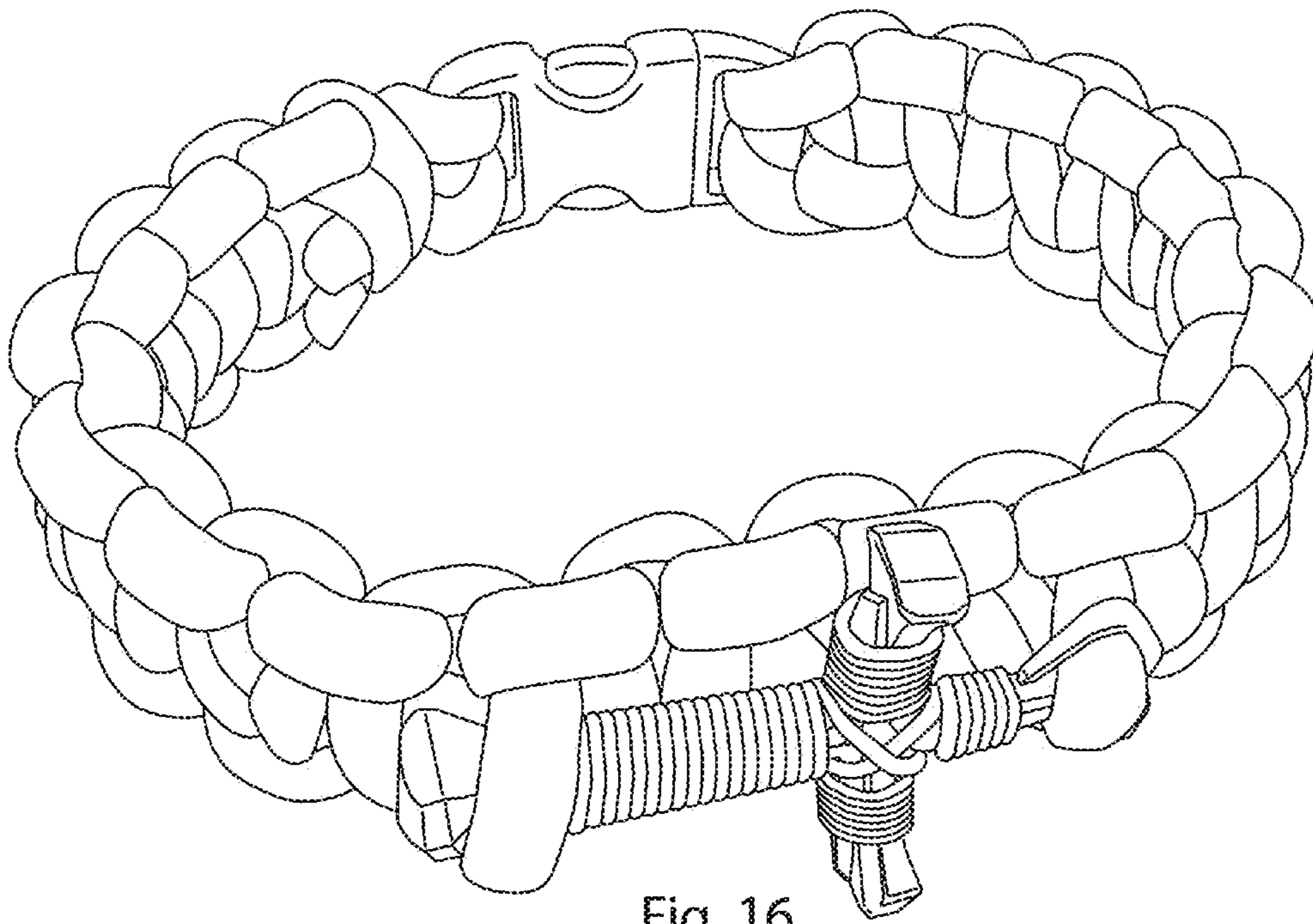
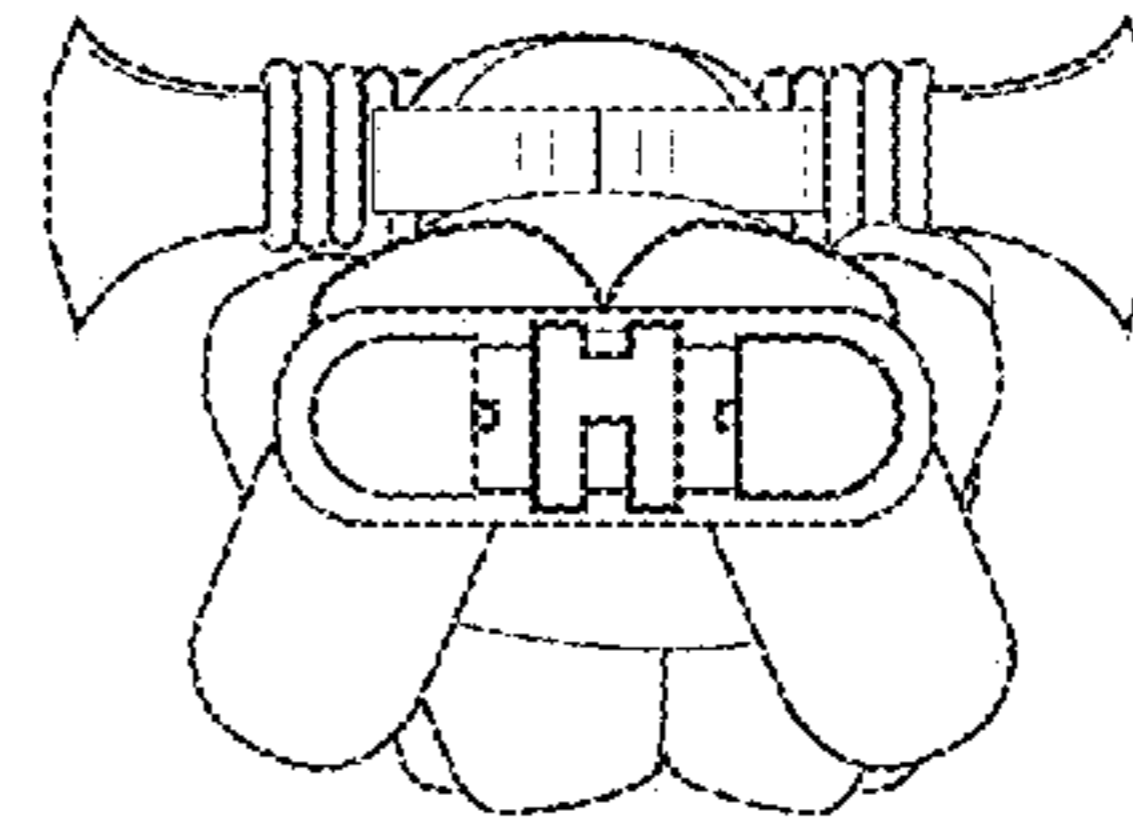


Fig. 16