



US00D716171S

(12) **United States Design Patent**  
**Craig et al.**

(10) **Patent No.:** **US D716,171 S**

(45) **Date of Patent:** **\*\* Oct. 28, 2014**

(54) **BEZEL**

(71) Applicant: **NCR Corporation**, Duluth, GA (US)

(72) Inventors: **Jack W. Craig**, Ovideo, FL (US); **John Johnson**, Flowery Branch, GA (US); **Rafael Yopez**, Duluth, GA (US)

(73) Assignee: **NCR Corporation**, Duluth, GA (US)

(\*\*) Term: **14 Years**

(21) Appl. No.: **29/438,285**

(22) Filed: **Nov. 28, 2012**

(51) **LOC (10) Cl.** ..... **10-05**

(52) **U.S. Cl.**

USPC ..... **D10/108**

(58) **Field of Classification Search**

USPC ..... D10/108, 121; 361/331–334, 390–395;  
D13/164

See application file for complete search history.

(56) **References Cited**

U.S. PATENT DOCUMENTS

D271,002 S *	10/1983	Fish .....	D10/121
D272,531 S *	2/1984	Thornton et al. ....	D13/164
D355,417 S *	2/1995	Buchholz et al. ....	D13/164
D400,116 S *	10/1998	Townsend et al. ....	D10/108

\* cited by examiner

*Primary Examiner* — Marcus Jackson

(74) *Attorney, Agent, or Firm* — Paul W. Martin

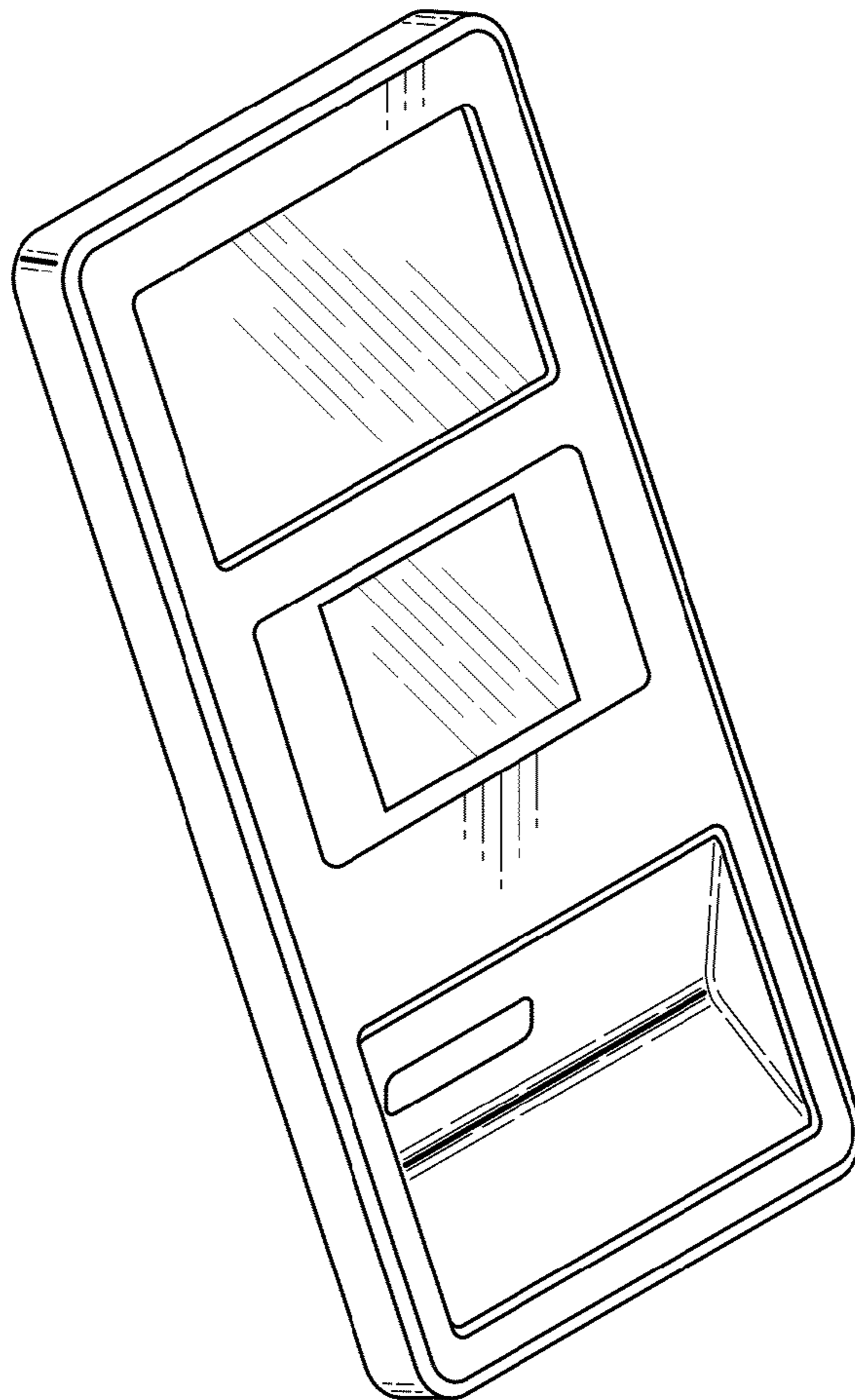
(57) **CLAIM**

The ornamental design for a bezel, as shown and described.

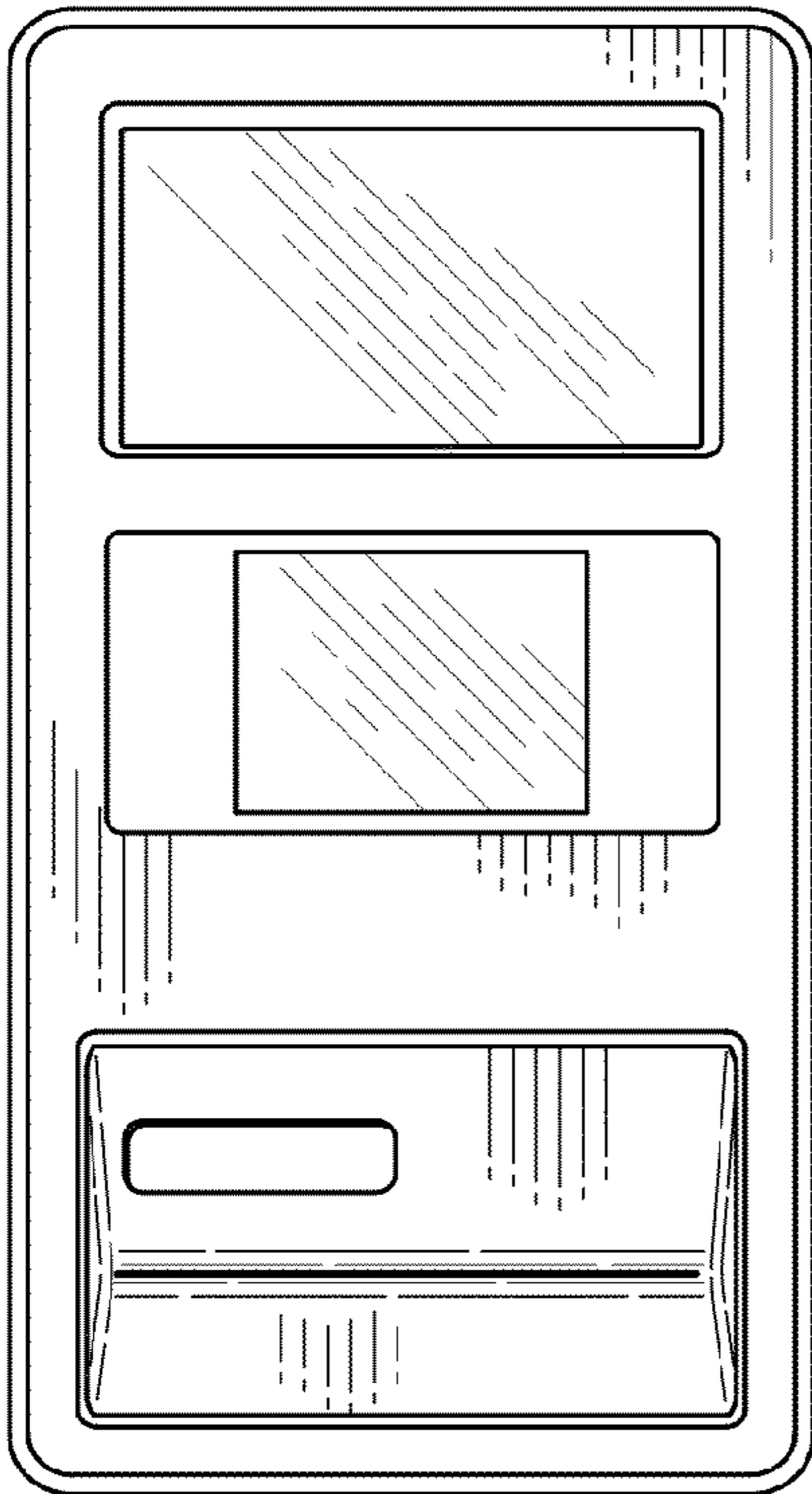
**DESCRIPTION**

FIG. 1 is a front view;  
FIG. 2 is a rear view;  
FIG. 3 is a right side view;  
FIG. 4 is a left side view;  
FIG. 5 is a top view; and,  
FIG. 6 is a perspective view.

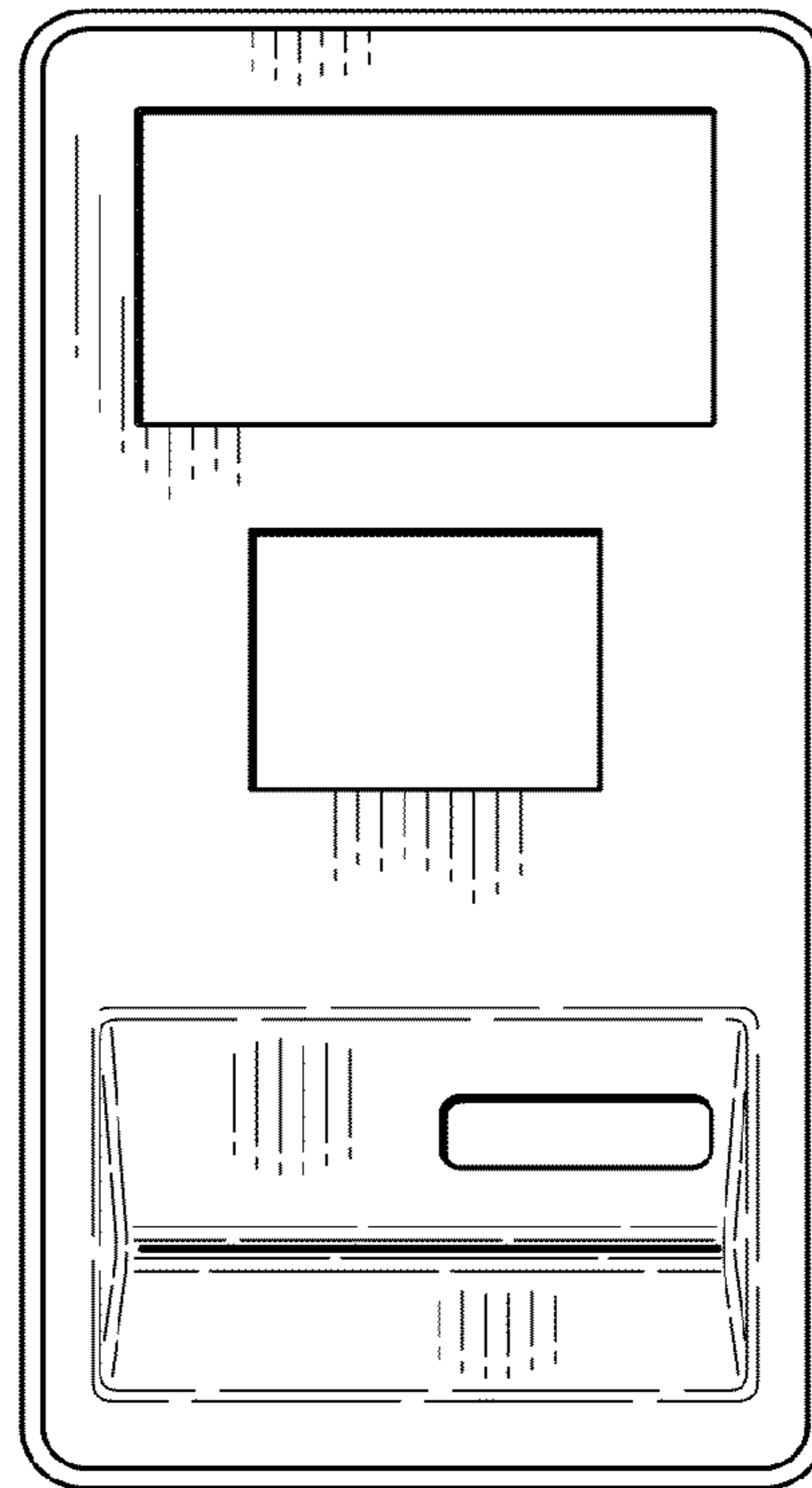
**1 Claim, 2 Drawing Sheets**



**FIG. 1**



**FIG. 2**



**FIG. 3**



**FIG. 4**



**FIG. 5**



**FIG. 6**

