



US00D716155S

(12) **United States Design Patent**
Graff

(10) **Patent No.:** **US D716,155 S**

(45) **Date of Patent:** **** Oct. 28, 2014**

(54) **WATCH CASE**

(71) Applicant: **Laurence Graff**, Gstaad (CH)

(72) Inventor: **Laurence Graff**, Gstaad (CH)

(73) Assignee: **Graff Diamonds SA** (CH)

(**) Term: **14 Years**

(21) Appl. No.: **29/470,358**

(22) Filed: **Oct. 21, 2013**

(30) **Foreign Application Priority Data**

Apr. 24, 2013 (WO) DM/080939

(51) **LOC (10) Cl.** **10-02**

(52) **U.S. Cl.**
USPC **D10/34; D10/38**

(58) **Field of Classification Search**
USPC D10/30-39; 368/276, 281, 282, 285;
D11/40, 48, 67, 79, 81, 84, 14, 31, 57,
D11/82

See application file for complete search history.

(56) **References Cited**

U.S. PATENT DOCUMENTS

325,433	A *	9/1885	Nivois	63/28
D68,152	S *	9/1925	Mogilevsky	D10/34
D72,359	S *	4/1927	Dinhofer	D10/34
D145,823	S *	10/1946	Shemanski	D10/36
D150,129	S *	7/1948	Geduldig	D10/32
D153,379	S *	4/1949	Philippe	D11/57
D155,182	S *	9/1949	Philippe	D11/57

D157,664	S *	3/1950	Dinhofer	D10/38
D166,186	S *	3/1952	Granat	D10/128
3,146,578	A *	9/1964	Etienne	368/226
D314,153	S *	1/1991	Ratajski	D10/32
D324,828	S *	3/1992	Wunderman	D10/32
D341,326	S *	11/1993	Rousseau	D10/30
D354,238	S *	1/1995	Bulgari	D10/34
D386,978	S *	12/1997	Wunderman	D10/32
D509,446	S *	9/2005	Wunderman	D10/32
7,281,845	B2 *	10/2007	Hohenstein et al.	368/281
D600,139	S *	9/2009	Miloradovic	D10/32
D675,943	S *	2/2013	Chastaingt	D10/34
D677,586	S *	3/2013	Graff	D10/39
D687,722	S *	8/2013	Chastaingt	D10/34
D705,085	S *	5/2014	Monachon	D10/34

* cited by examiner

Primary Examiner — Lucy Lieberman

(74) *Attorney, Agent, or Firm* — Galbreath Law Offices, P.C.; John A. Galbreath


(57) **CLAIM**

The ornamental design for a watch case, as shown and described.

DESCRIPTION

FIG. 1 is a bottom view of the invention;
FIG. 2 is a side view of the invention;
FIG. 3 is a front view of the invention;
FIG. 4 is a top view of the invention;
FIG. 5 is a back view of the invention;
FIG. 6 is another side view of the invention, showing the side opposite that shown in FIG. 2; and,
FIG. 7 is a perspective view of the invention.

1 Claim, 4 Drawing Sheets






FIG. 1

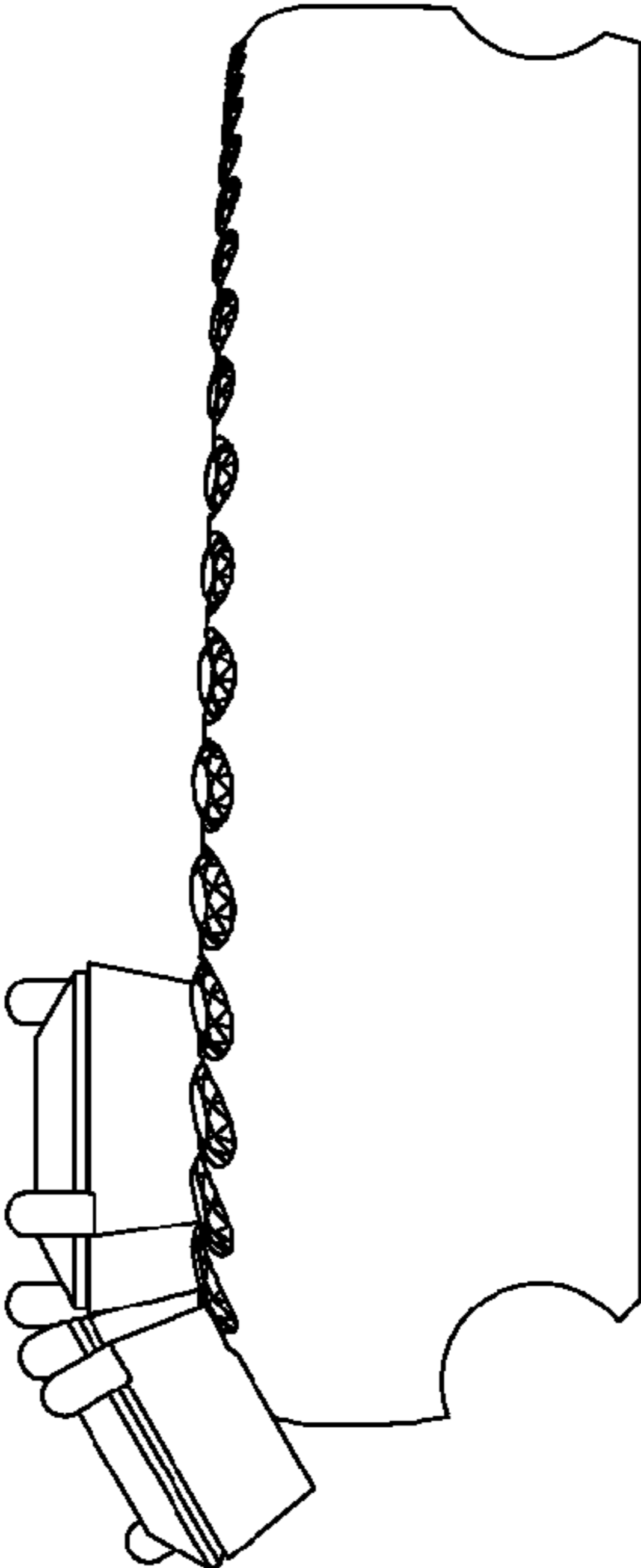


FIG. 2

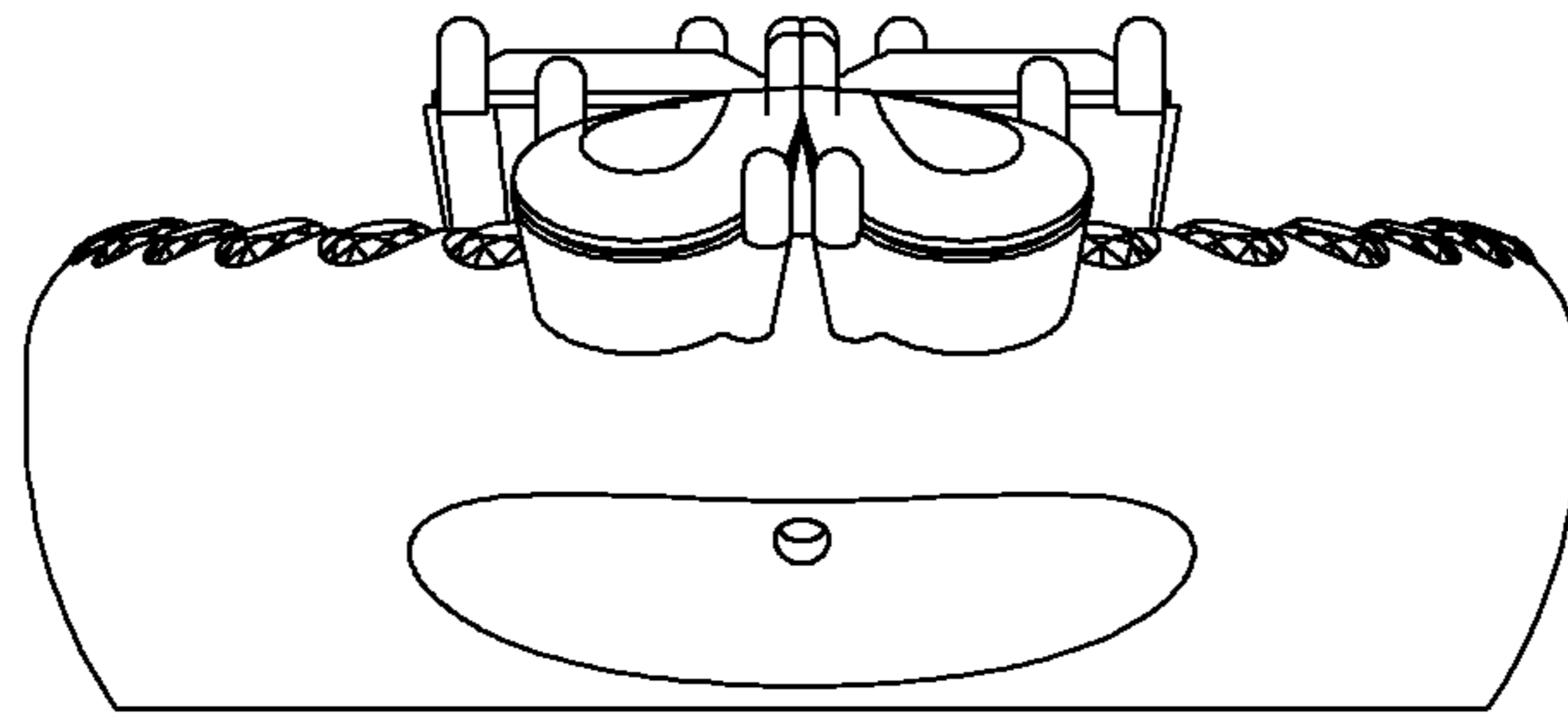


FIG. 3




FIG. 4

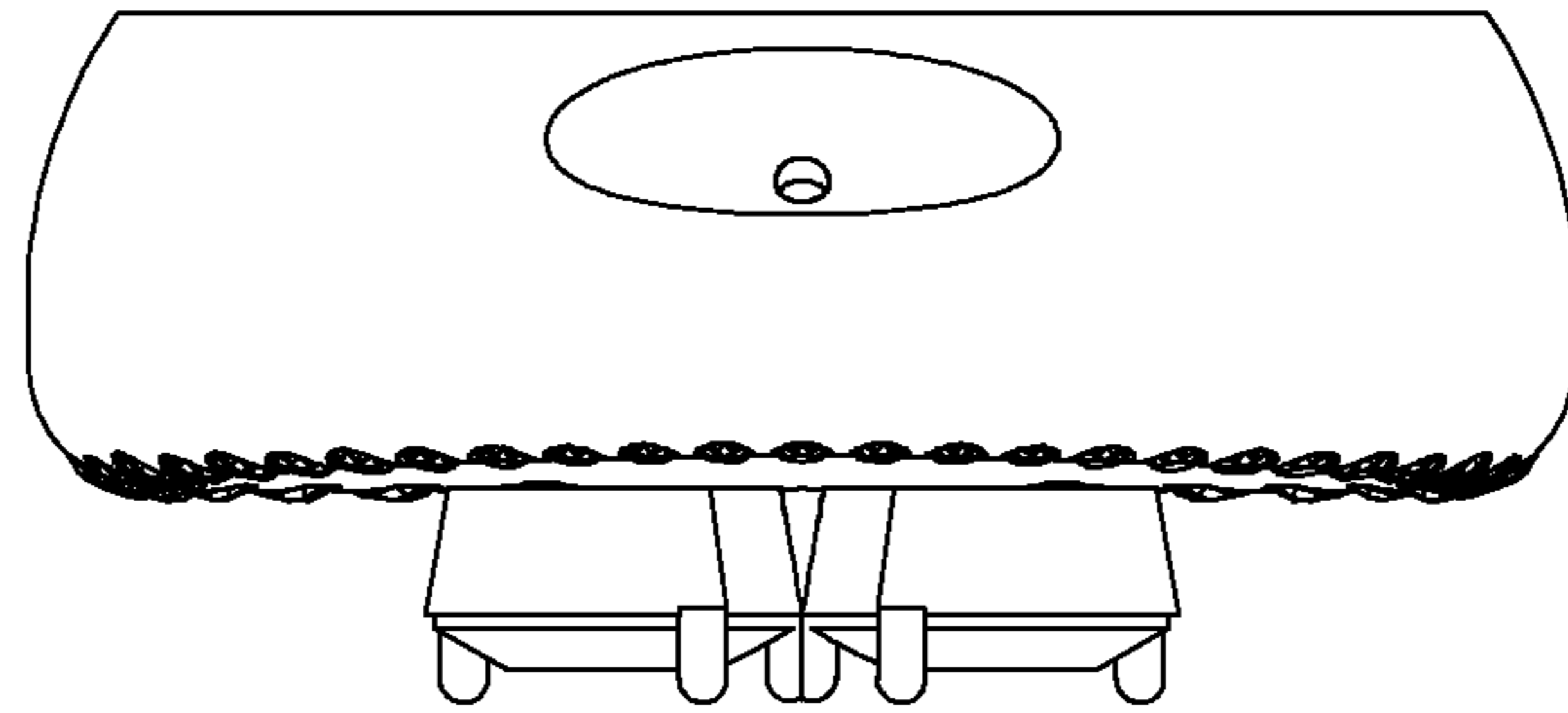


FIG. 5

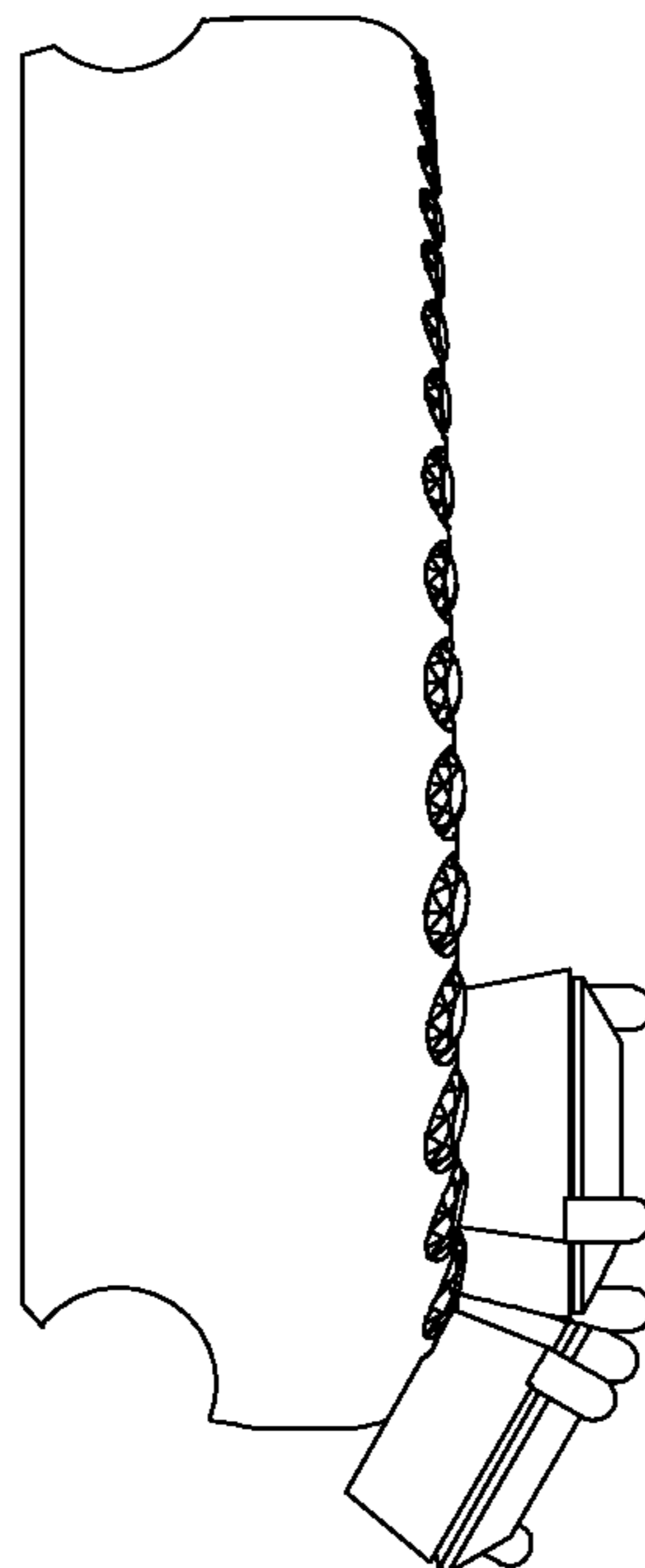


FIG. 6




FIG. 7