



US00D716151S

(12) **United States Design Patent**  
**Bell et al.**

(10) **Patent No.:** **US D716,151 S**  
(45) **Date of Patent:** **\*\* Oct. 28, 2014**

(54) **FLAT BOTTOM SIDE GUSSET POUCH WITH FITMENT**

(71) Applicants: **Gary Michael Bell**, Crystal, MN (US);  
**Steven Epstein**, Tenafly, NJ (US)

(72) Inventors: **Gary Michael Bell**, Crystal, MN (US);  
**Steven Epstein**, Tenafly, NJ (US)

(\*\*) Term: **14 Years**

(21) Appl. No.: **29/476,059**

(22) Filed: **Dec. 10, 2013**

(51) **LOC (10) Cl.** ..... **09-05**

(52) **U.S. Cl.**  
USPC ..... **D9/708**

(58) **Field of Classification Search**  
USPC ..... D9/702-714, 720-722, 414, 434-435,  
D9/696, 716, 771, 447, 516-517, 738-747,  
D9/544; D24/118, 207; 383/6, 9, 22, 96,  
383/61.1, 80-81, 104, 901, 63, 203, 107,  
383/119-120, 123; 222/107, 92, 206;  
604/408, 410, 403; 220/495.03, 675;  
215/381-385, 400; 206/484; D3/202;  
428/34.3

See application file for complete search history.

(56) **References Cited**

**U.S. PATENT DOCUMENTS**

2,734,584	A	2/1956	Spooner
D285,412	S	9/1986	Harwell, Jr.
D392,559	S	3/1998	Smith et al.
D409,481	S	5/1999	Smith et al.
D412,665	S	8/1999	Smith et al.
6,076,968	A	6/2000	Smith et al.
D434,976	S	12/2000	Berman
D436,847	S	1/2001	Berman
D448,988	S	10/2001	Bell et al.
D451,804	S	12/2001	Bell
D473,132	S	4/2003	Berman
6,912,825	B2	7/2005	Kothari

D508,413	S	8/2005	Ueda	
D528,011	S	* 9/2006	Ueda	D9/702
D560,122	S	1/2008	Fuchs et al.	
D571,672	S	6/2008	Murray	
D584,168	S	1/2009	Murray	
D588,001	S	3/2009	Sato	
D604,636	S	* 11/2009	McMorris	D9/708
D609,112	S	* 2/2010	Koyanagi	D9/708
D619,906	S	* 7/2010	Carignan et al.	D9/708
D632,560	S	2/2011	Caldwell et al.	
D651,522	S	* 1/2012	Kristoff	D9/708
D656,038	S	* 3/2012	Molayem	D9/708
D658,075	S	* 4/2012	Umenaka	D9/708
D660,720	S	* 5/2012	Umenaka	D9/708
D667,313	S	* 9/2012	Hensen	D9/708
D674,707	S	1/2013	Berman	
D676,763	S	* 2/2013	Kenmotsu et al.	D9/707
D686,088	S	* 7/2013	Murray	D9/708
D686,089	S	7/2013	Murray	
D690,501	S	10/2013	Yetts	
D695,133	S	* 12/2013	Temam	D9/709
2007/0084887	A1	4/2007	Schelbach	
2009/0028470	A1	1/2009	Murray	
2013/0139473	A1	6/2013	Beer	

\* cited by examiner

*Primary Examiner* — Caron D Veynar

*Assistant Examiner* — Abraham Bahta

(74) *Attorney, Agent, or Firm* — Winthrop & Weinstine, P.A.

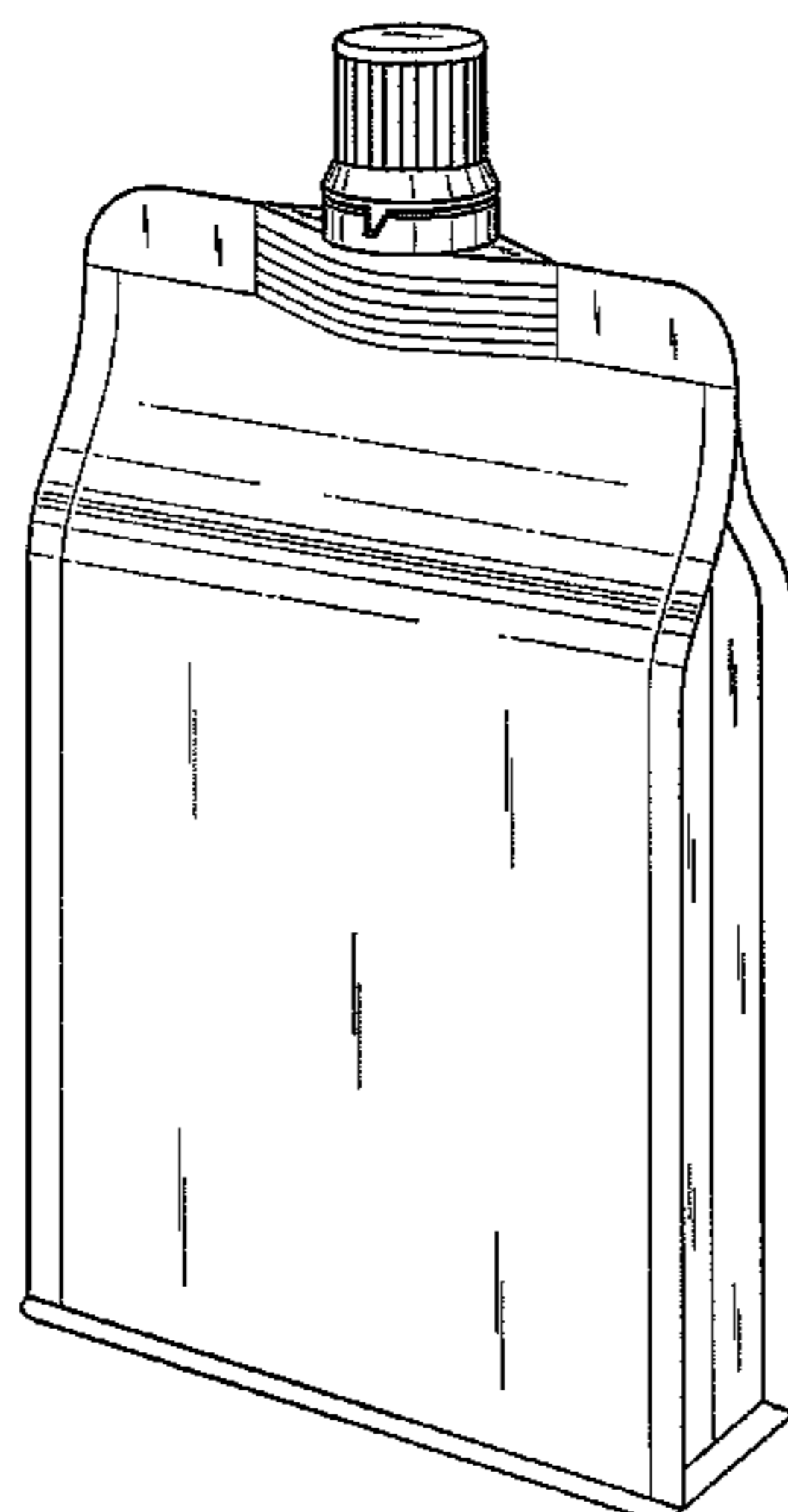
(57) **CLAIM**


The ornamental design for a flat bottom side gusset pouch with fitment, as shown and described.

**DESCRIPTION**

FIG. 1 is a perspective view of the flat bottom side gusset pouch with fitment showing the design.  
FIG. 2 is a front view thereof.  
FIG. 3 is a side view thereof.  
FIG. 4 is a top view thereof; and,  
FIG. 5 is a bottom view thereof.  
The portions of the disclosure shown in broken lines form no part of the claimed design.

**1 Claim, 4 Drawing Sheets**





**Fig. 1**


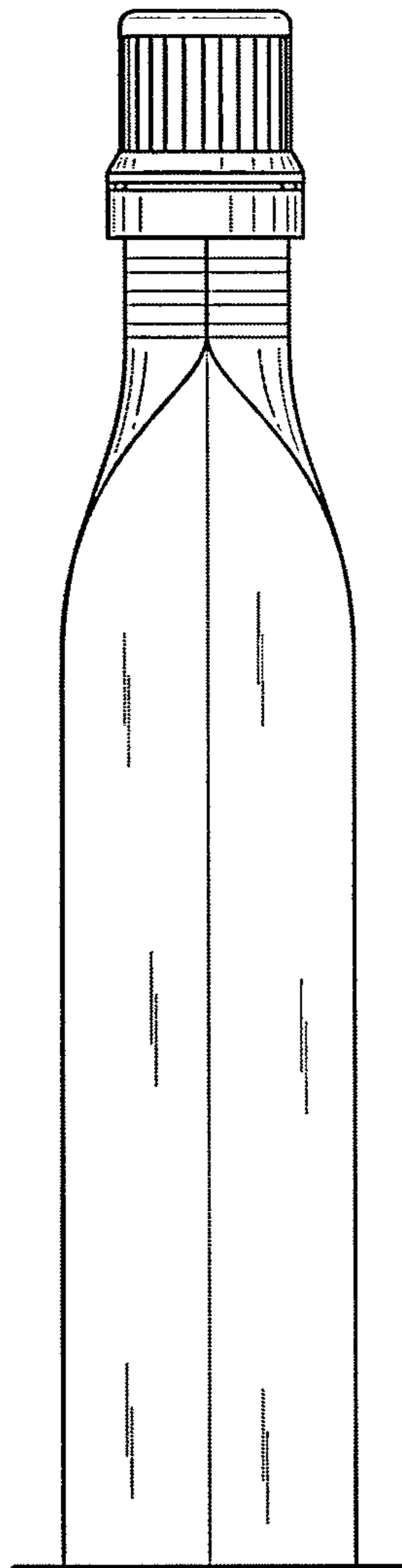
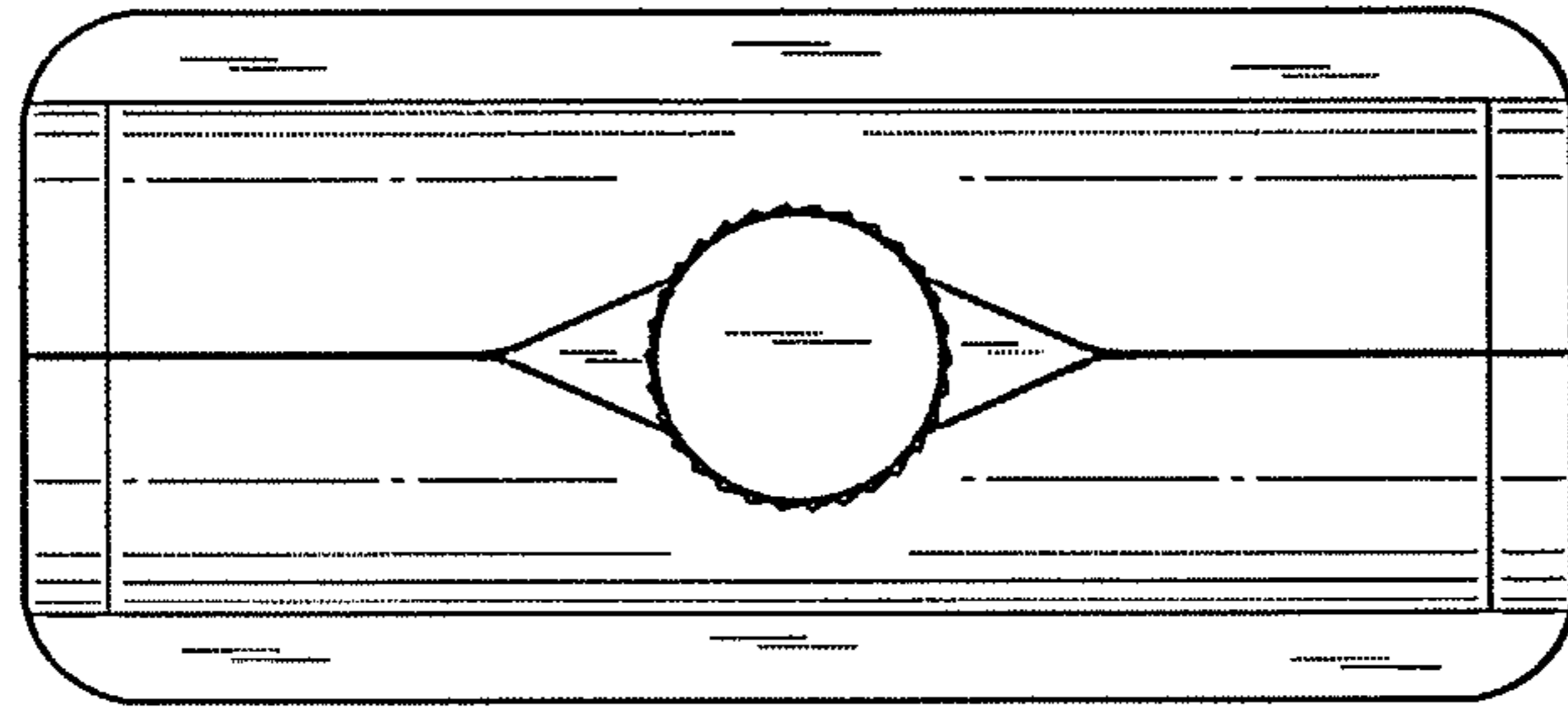



Fig. 2



**Fig. 3**



**Fig. 4**



**Fig. 5**

UNITED STATES PATENT AND TRADEMARK OFFICE  
**CERTIFICATE OF CORRECTION**

PATENT NO. : D716,151 S  
APPLICATION NO. : 29/476059  
DATED : October 28, 2014  
INVENTOR(S) : Gary Michael Bell

Page 1 of 1

It is certified that error appears in the above-identified patent and that said Letters Patent is hereby corrected as shown below:

Title page, please change item [71] and the inventorship, as follows:

Applicants: Gary Michael Bell, Crystal, MN (US)

Inventors: Gary Michael Bell, Crystal, MN (US)

Signed and Sealed this  
Eleventh Day of August, 2015



Michelle K. Lee  
*Director of the United States Patent and Trademark Office*