



US00D716146S

(12) **United States Design Patent**
Palmatier et al.

(10) **Patent No.:** **US D716,146 S**
(45) **Date of Patent:** **** Oct. 28, 2014**

(54) **CONTAINER**

(71) Applicant: **The Sun Products Corporation,**
Wilton, CT (US)

(72) Inventors: **Hannah Palmatier,** Hilton Mills, NH
(US); **Rick Kuiken,** Montville, NJ (US)

(73) Assignee: **The Sun Products Corporation,**
Wilton, CT (US)

(**) Term: **14 Years**

(21) Appl. No.: **29/469,116**

(22) Filed: **Oct. 7, 2013**

(51) **LOC (10) Cl.** **09-01**

(52) **U.S. Cl.**
USPC **D9/527**

(58) **Field of Classification Search**
CPC B65D 1/023; B65D 1/0223; B65D 1/165;
B65D 1/40; B65D 1/44; B65D 7/04; B65D
25/00; B65D 25/28; B65D 41/0457; B65D
41/17; B65D 53/06; B65D 75/56; B65D
79/005; B65D 2501/0036; B65D 2543/00064;
B65D 2543/00074; B65D 2543/00083; B65D
2543/00092; B65D 2543/00101; B65D
2543/00111
USPC D9/516, 523, 528, 530, 531, 540, 543,
D9/575; 215/381-385; 220/660, 669, 679,
220/752

See application file for complete search history.

(56) **References Cited**

U.S. PATENT DOCUMENTS

D238,753 S 2/1976 McKinney
D253,630 S 12/1979 McCredie
D323,110 S 1/1992 Simms et al.

5,725,309 A 3/1998 Robinson
D396,639 S * 8/1998 Pedersen-Rask D9/454
D469,017 S 1/2003 Mauro
D470,055 S 2/2003 Blair et al.
D470,416 S 2/2003 Blair et al.
D475,921 S * 6/2003 Smith D9/445
D485,185 S 1/2004 Versace
D486,066 S 2/2004 Hannen et al.
D532,296 S * 11/2006 Beaver et al. D9/445
D538,666 S * 3/2007 Ladstatter D9/527
D542,140 S 5/2007 Garcia-Ruiz
D543,861 S 6/2007 Garcia-Ruiz
D558,049 S 12/2007 Eaton et al.
D576,046 S * 9/2008 Cardinal et al. D9/531
D577,583 S * 9/2008 Porter et al. D9/447
D578,006 S * 10/2008 Houck et al. D9/531
D599,211 S * 9/2009 Franzolin et al. D9/531
D682,699 S * 5/2013 Ahlman et al. D9/531

* cited by examiner

Primary Examiner — Keli L Hill

(74) *Attorney, Agent, or Firm* — Sterne, Kessler, Goldstein
& Fox P.L.L.C.

(57) **CLAIM**

The ornamental design for a container, as shown and
described.

DESCRIPTION

FIG. 1 is a front perspective view of a container showing our
new design;
FIG. 2 is a front view thereof;
FIG. 3 is a rear view thereof;
FIG. 4 is a left side view thereof,
FIG. 5 is a right side view thereof;
FIG. 6 is a top view thereof; and,
FIG. 7 is a bottom view thereof.

1 Claim, 6 Drawing Sheets

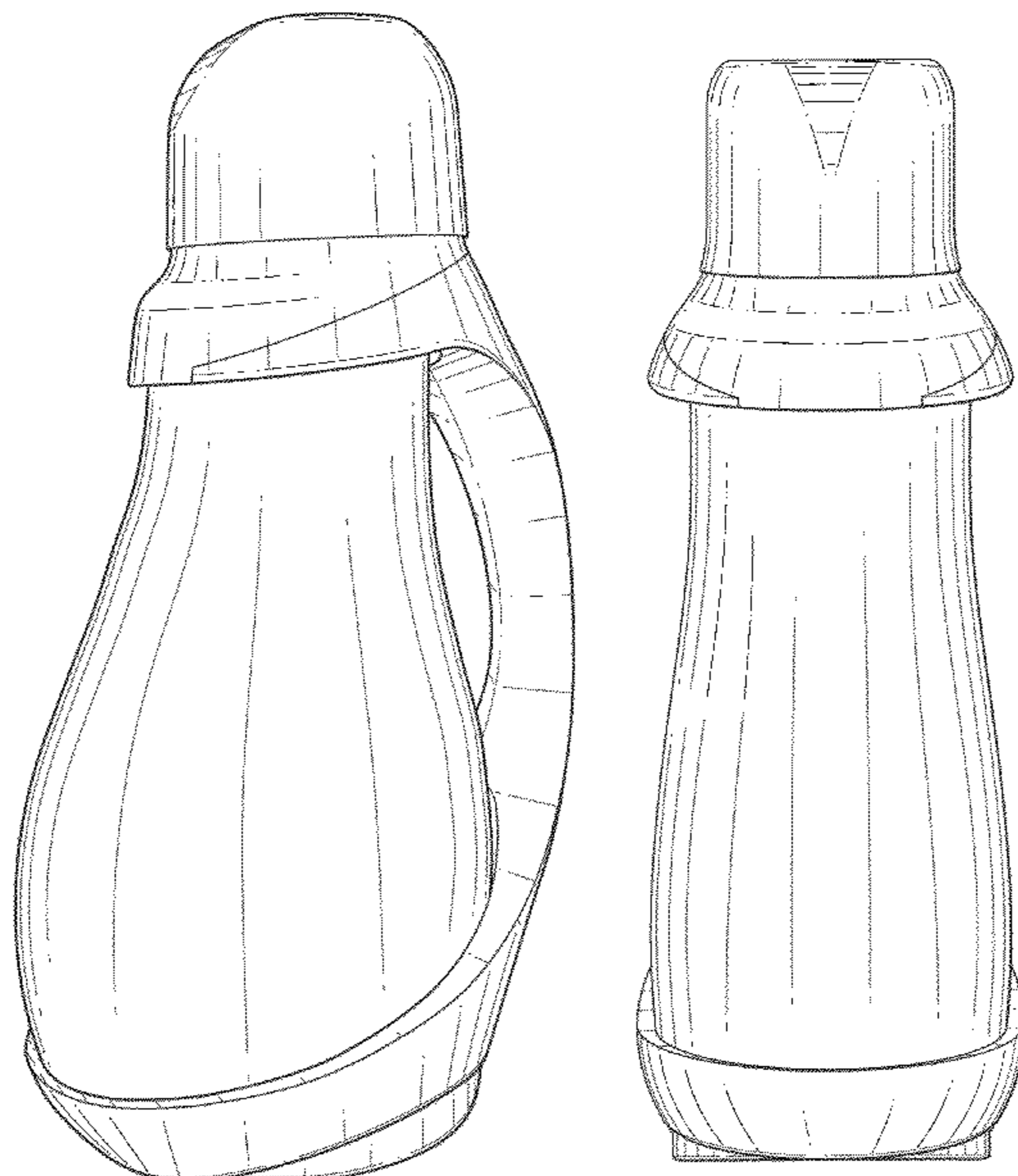




FIG. 1



FIG. 2

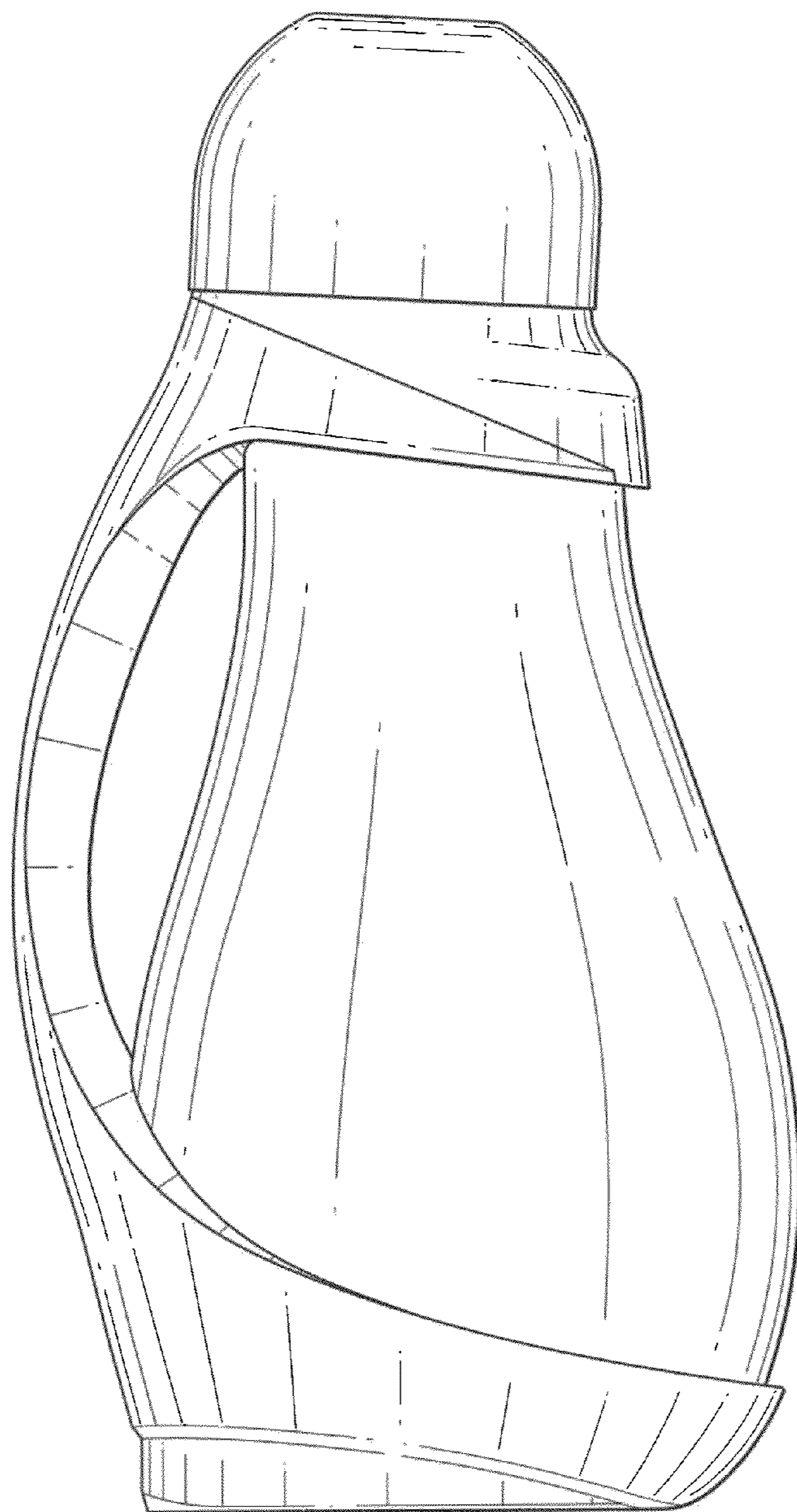


FIG. 3

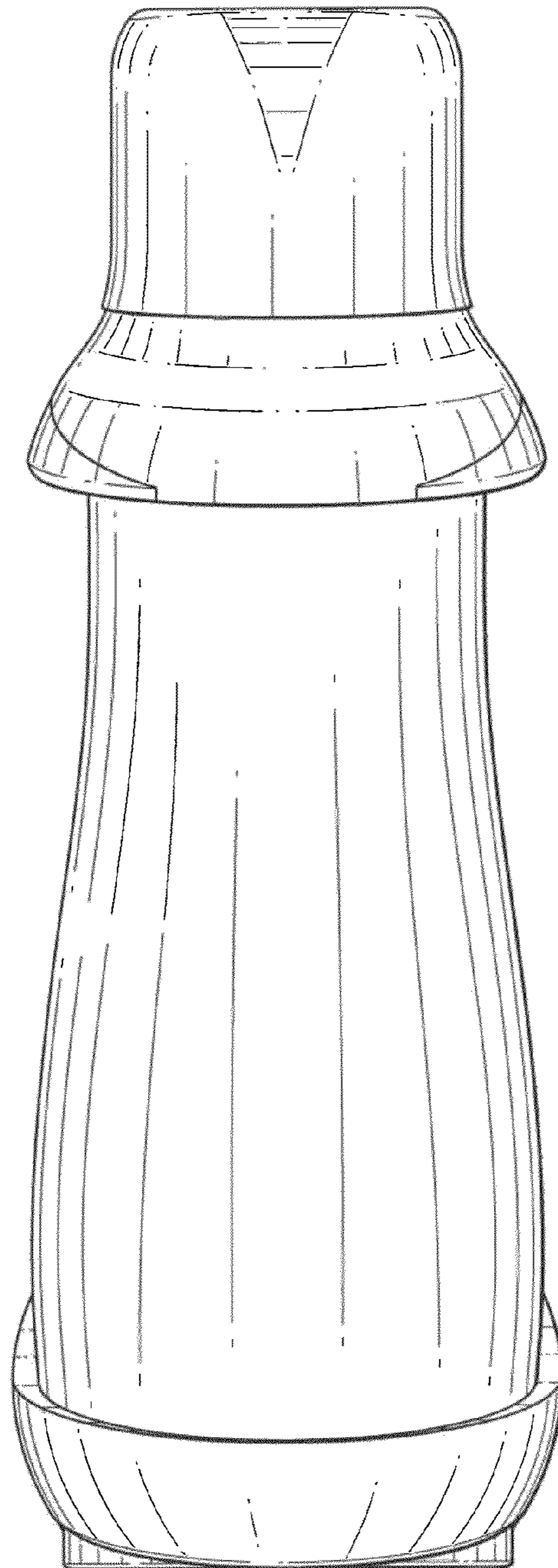


FIG. 4



FIG. 5

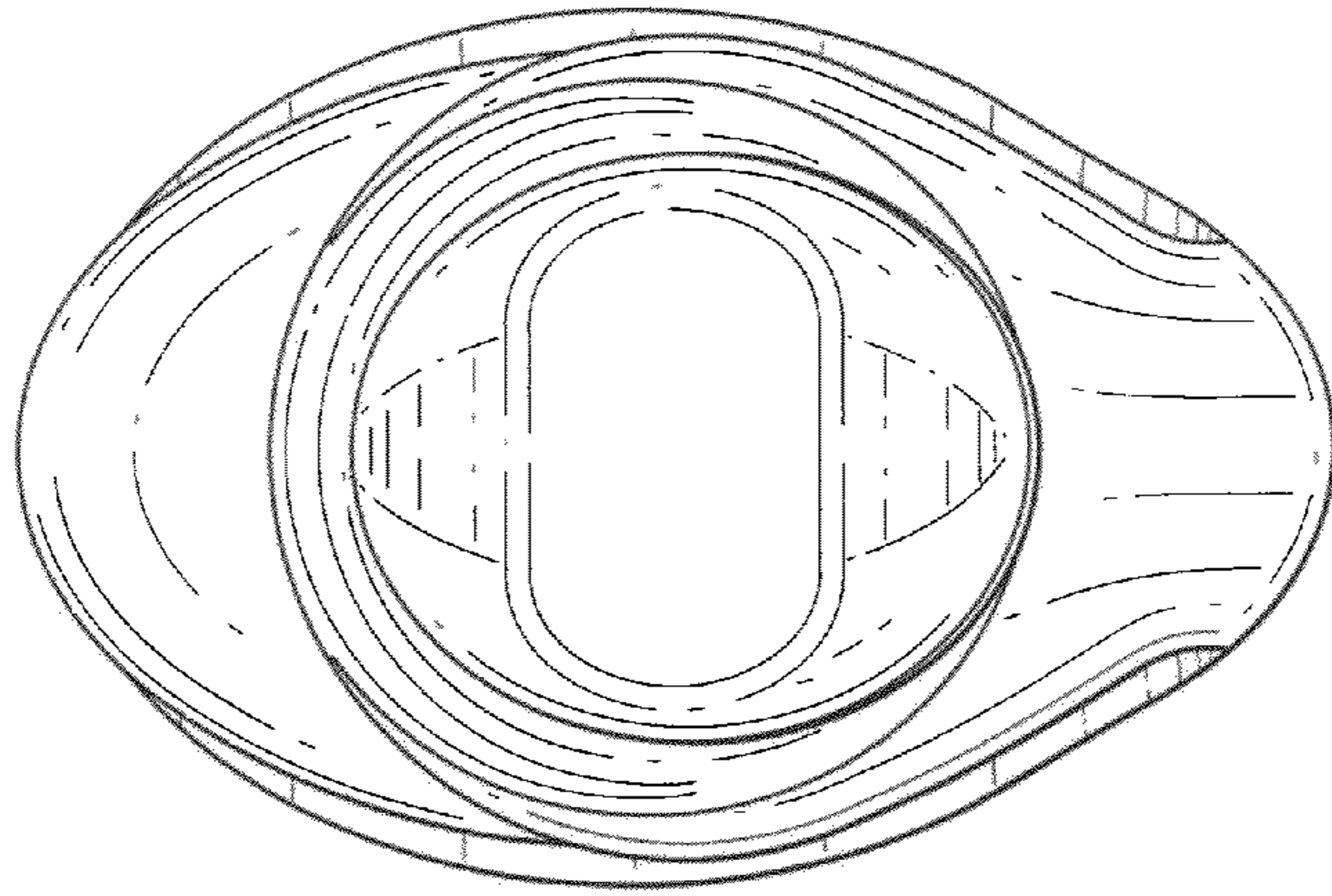


FIG. 6

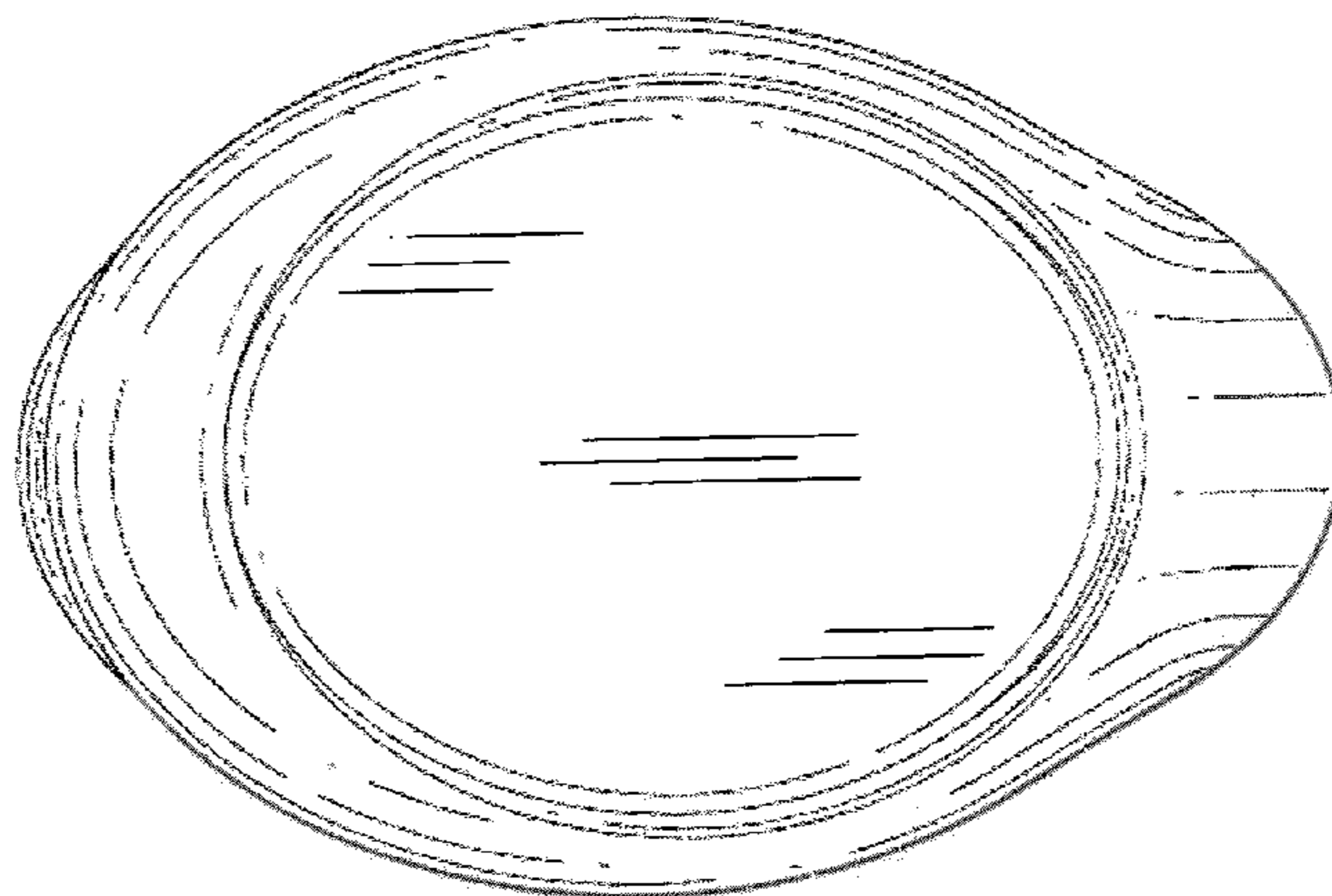


FIG. 7