



US00D716133S

(12) **United States Design Patent**
Pan

(10) **Patent No.:** **US D716,133 S**

(45) **Date of Patent:** **** Oct. 28, 2014**

(54) **HOLDER**

(71) Applicant: **3M Innovative Properties Company**,
St. Paul, MN (US)

(72) Inventor: **Angela L. Pan**, Woodbury, MN (US)

(73) Assignee: **3M Innovative Properties Company**,
St. Paul, MN (US)

(**) Term: **14 Years**

(21) Appl. No.: **29/475,494**

(22) Filed: **Dec. 3, 2013**

(51) **LOC (10) Cl.** **08-05**

(52) **U.S. Cl.**
USPC **D8/367**

(58) **Field of Classification Search**
CPC A47G 1/00; A47G 25/00
USPC D8/367, 354, 349, 373, 372; D6/323;
248/301-304, 339
See application file for complete search history.

(56) **References Cited**

U.S. PATENT DOCUMENTS

D242,524 S *	11/1976	Washburn	D8/371
D453,274 S *	2/2002	Lai	D6/524
D480,292 S *	10/2003	Johansson et al.	D8/367
D486,057 S *	2/2004	Chen	D8/367
D490,694 S *	6/2004	Levine-Umans	D8/367

D494,452 S *	8/2004	Sheldon et al.	D8/367
D600,536 S *	9/2009	Hager et al.	D8/367
D609,995 S *	2/2010	Hager et al.	D8/367
D610,898 S *	3/2010	Hager et al.	D8/367
D632,950 S *	2/2011	McGreevy et al.	D8/367
D632,951 S *	2/2011	McGreevy et al.	D8/367
D641,228 S *	7/2011	Qiblawi et al.	D8/367
D641,229 S *	7/2011	Qiblawi et al.	D8/367
D653,521 S *	2/2012	Wike	D8/310
D665,653 S *	8/2012	Thompson et al.	D8/367
D667,720 S *	9/2012	Berkowitz	D8/367
D700,827 S *	3/2014	Starck	D8/367

* cited by examiner

Primary Examiner — Cynthia Underwood

(74) *Attorney, Agent, or Firm* — Irina Hass

(57) **CLAIM**

The ornamental design for a holder, as shown and described.

DESCRIPTION

FIG. 1 is a perspective view of a holder showing the new design;

FIG. 2 is a front view thereof;

FIG. 3 is a right side view thereof, a left side view being a mirror image thereof;

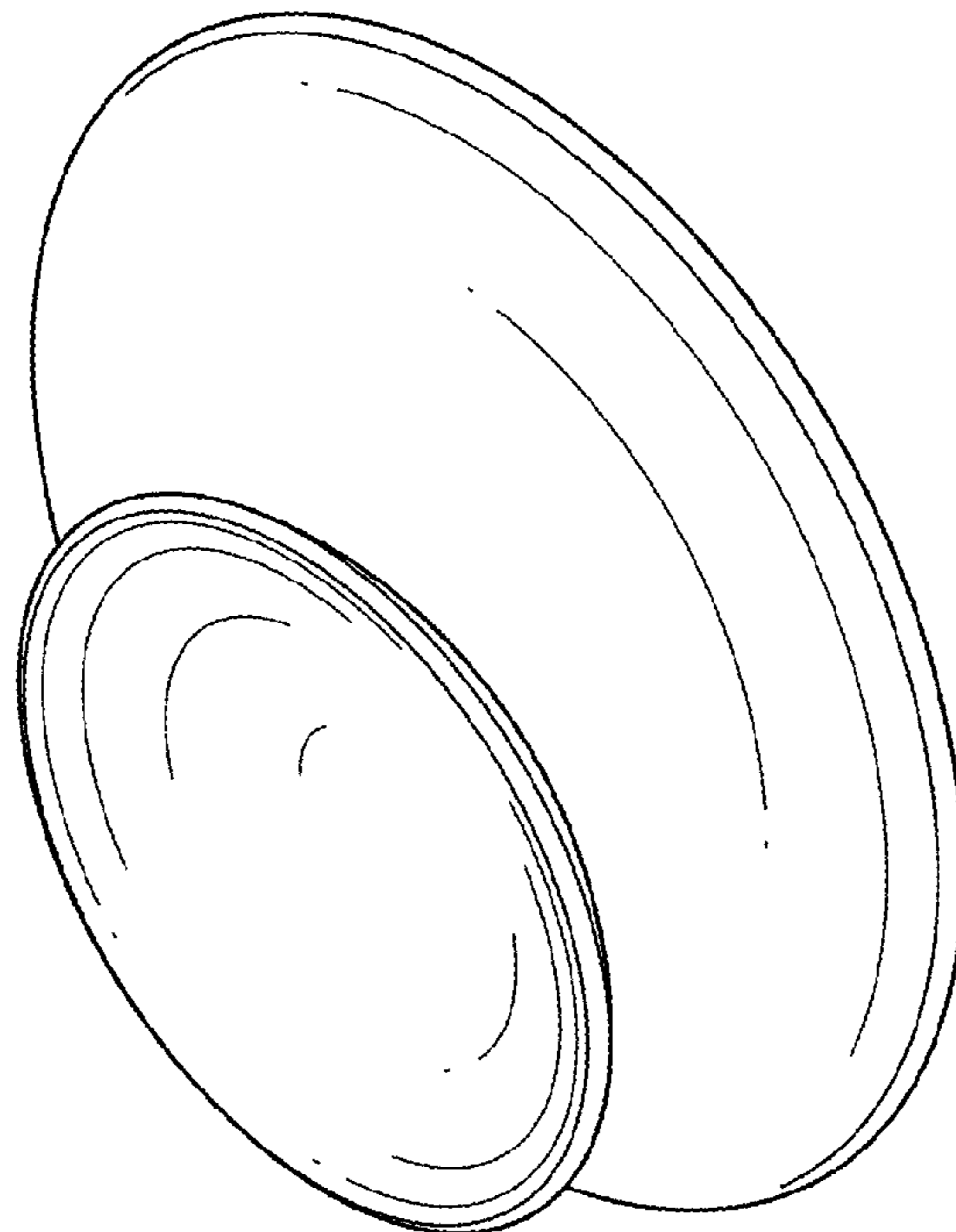
FIG. 4 is a rear view thereof;

FIG. 5 is a top view thereof; and,

FIG. 6 is a bottom view thereof.

The portion of the holder in FIG. 4 shown in broken lines is included to show features that form no part of the claimed design.

1 Claim, 2 Drawing Sheets



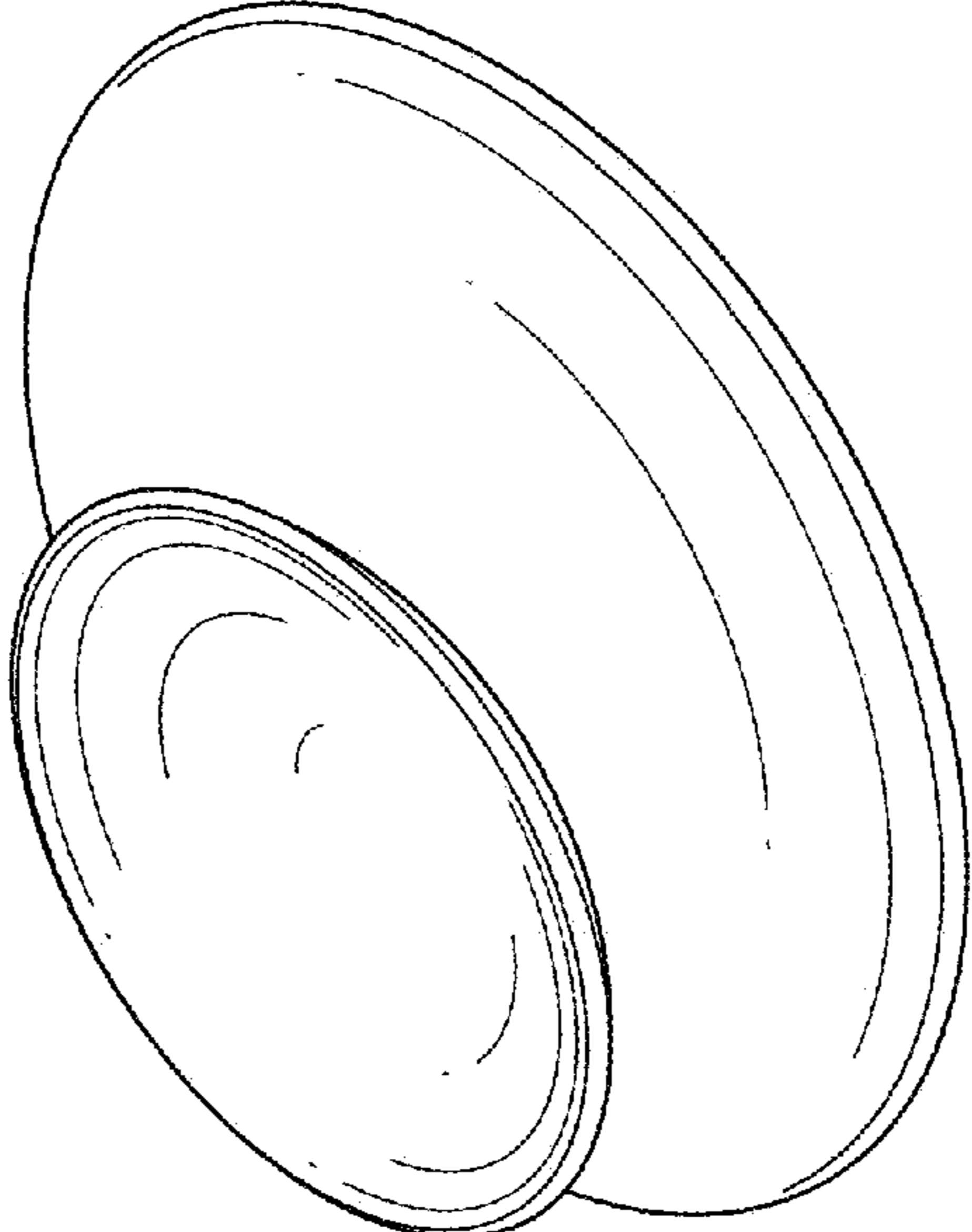


FIG. 1

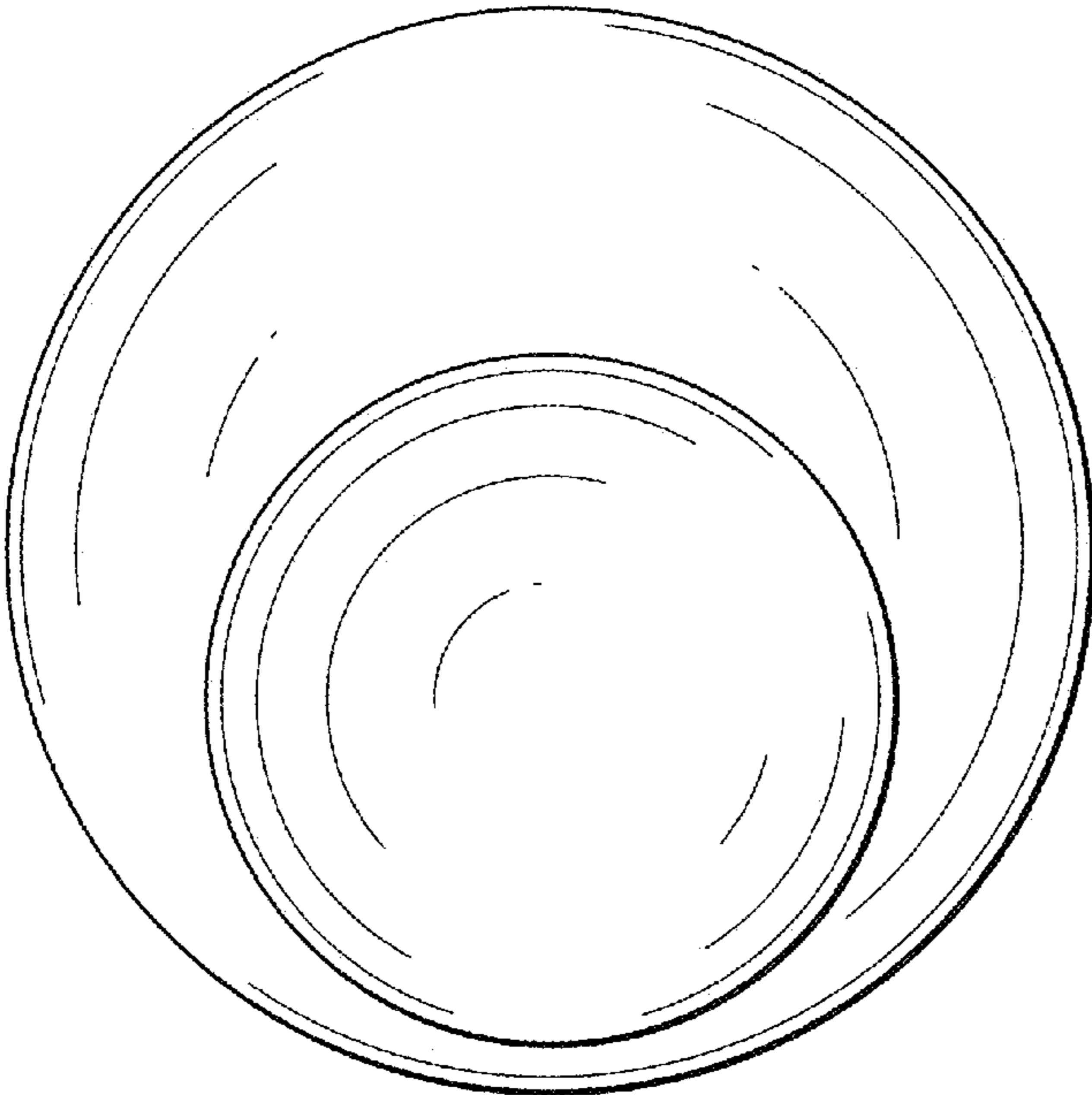


FIG. 2



FIG. 3

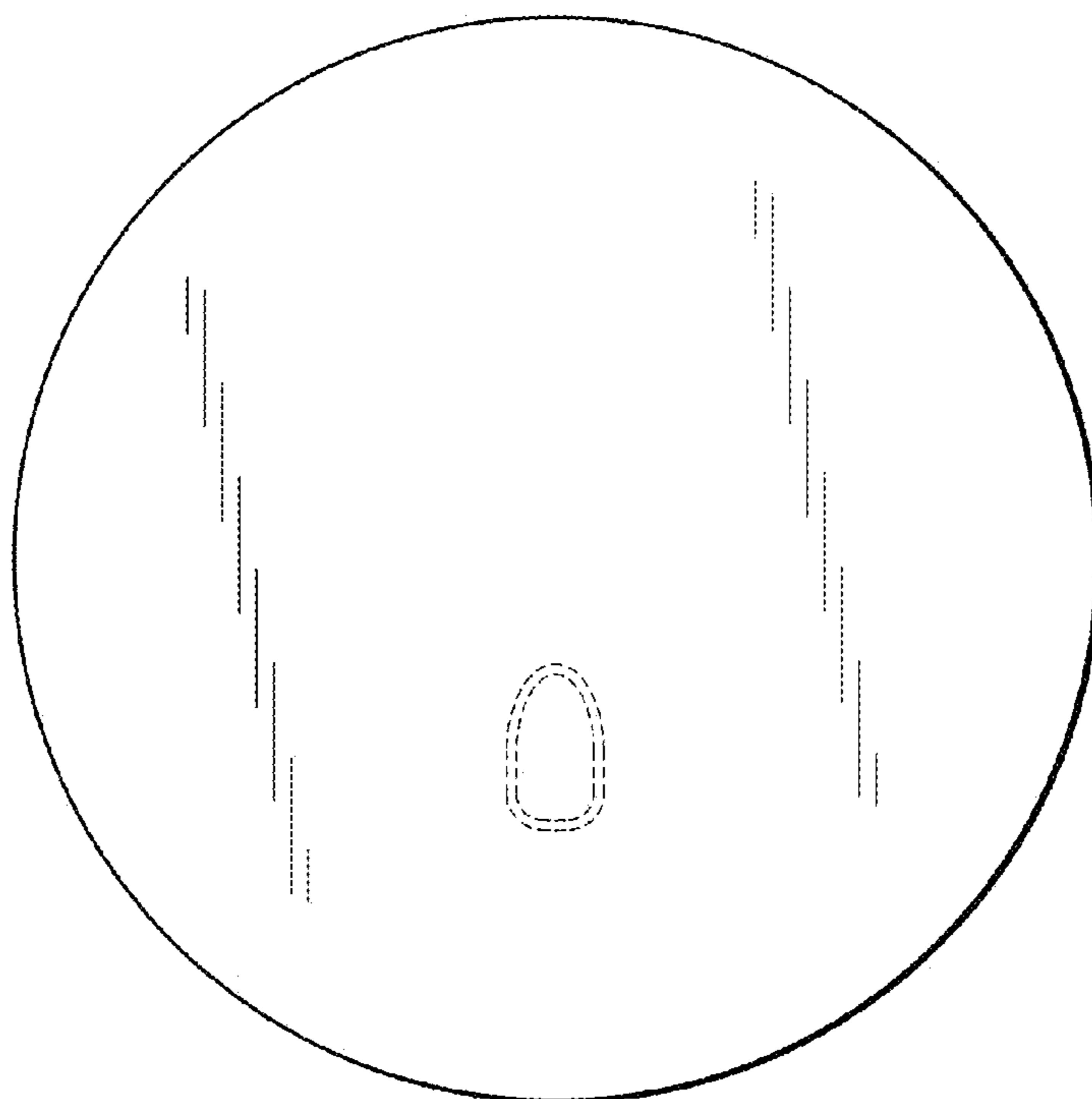


FIG. 4

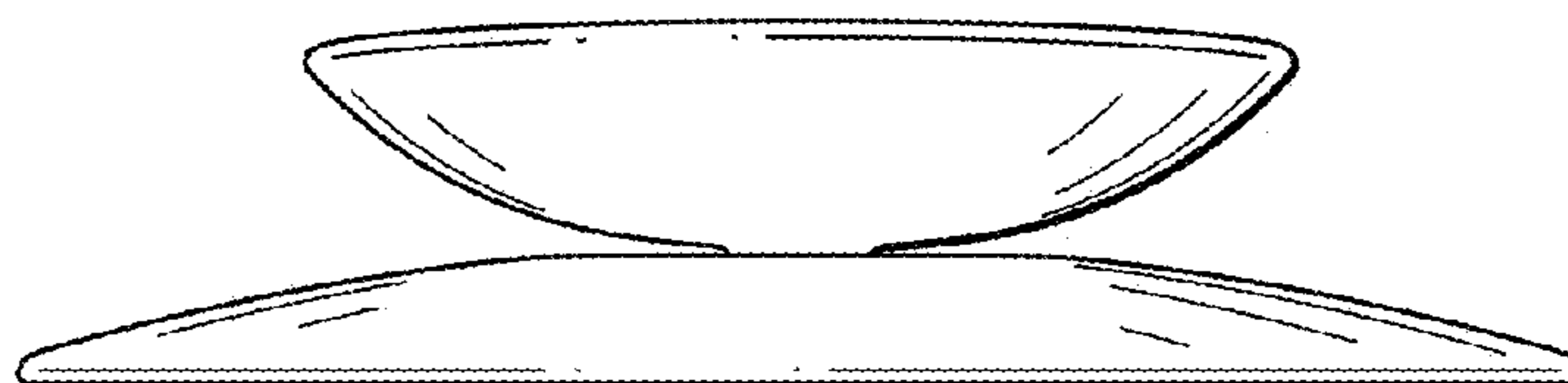


FIG. 5




FIG. 6