



US00D716118S

(12) **United States Design Patent**
Lee

(10) **Patent No.:** **US D716,118 S**
(45) **Date of Patent:** **** Oct. 28, 2014**

- (54) **WEEDING TOOL**
- (71) Applicant: **Elliot W. Lee**, Tustin, CA (US)
- (72) Inventor: **Elliot W. Lee**, Tustin, CA (US)
- (**) Term: **14 Years**
- (21) Appl. No.: **29/466,162**
- (22) Filed: **Sep. 5, 2013**

Related U.S. Application Data

- (63) Continuation-in-part of application No. 29/420,604, filed on May 10, 2012, now Pat. No. Des. 691,866.
- (51) **LOC (10) Cl.** **08-01**
- (52) **U.S. Cl.**
USPC **D8/10**
- (58) **Field of Classification Search**
USPC D8/10, 11, 13; 294/49, 51, 54.5, 56, 59,
294/181; 172/371-372
See application file for complete search history.

References Cited

U.S. PATENT DOCUMENTS

808,168	A	12/1905	Reed	
1,032,754	A	7/1912	Heidkamp	
1,043,758	A	11/1912	Ferwerda	
1,055,044	A	3/1913	Hollander	
D52,583	S *	10/1918	Palombo D8/10
1,713,529	A	5/1929	Grant	
2,109,488	A	3/1938	Wegner	
2,419,719	A	4/1947	Kennedy	
2,696,294	A	12/1954	Tarnay	
3,020,077	A	2/1962	Rokos	
3,327,567	A	6/1967	Penberthy	
3,339,254	A	9/1967	Anderson et al.	
3,401,971	A	9/1968	Cronquist	
3,643,744	A *	2/1972	Turnquist 172/372
4,334,583	A	6/1982	Parker	
5,001,796	A	3/1991	Desjardins	
5,014,434	A	5/1991	Skerker et al.	

5,164,231	A	11/1992	Davis	
D339,038	S *	9/1993	Pohlmann D8/10
5,285,543	A	2/1994	Rowe	
5,452,769	A	9/1995	Markert	
5,701,675	A	12/1997	Hall et al.	
D434,288	S	11/2000	Todd	
6,568,087	B1	5/2003	Gringer	
6,837,528	B1	1/2005	Britt	
6,892,823	B2 *	5/2005	Cirella 172/371
7,017,234	B2	3/2006	Anderson	
D588,882	S *	3/2009	Baker, II D8/10
D621,235	S *	8/2010	Pearson et al. D8/10
D691,866	S *	10/2013	Lee D8/9
2002/0020537	A1	2/2002	Shonfeld et al.	
2003/0067181	A1	4/2003	Bailey	
2003/0110570	A1	6/2003	Gringer	
2004/0065452	A1	4/2004	Baker	
2004/0129113	A1	7/2004	Miltner et al.	
2004/0174700	A1	9/2004	Zirk et al.	
2007/0284123	A1	12/2007	Lee	

* cited by examiner

Primary Examiner — Sheryl Lane

(74) *Attorney, Agent, or Firm* — QuickPatents; Kevin Prince


(57) **CLAIM**

I claim the ornamental design for a weeding tool, as shown and described.

DESCRIPTION

FIG. 1 is a perspective view of a weeding tool, showing my new design;
 FIG. 2 is an enlarged perspective view thereof;
 FIG. 3 is a front elevational view of FIG. 2;
 FIG. 4 is a rear elevational view of FIG. 2;
 FIG. 5 is a left-side elevational view of FIG. 2, the right-side elevational view being a mirror image thereof;
 FIG. 6 is a top plan view of FIG. 2; and,
 FIG. 7 is a bottom plan view of FIG. 2.
 The broken lines showing a handle in FIG. 1 depict environmental matter and form no part of the claimed design.

1 Claim, 3 Drawing Sheets






FIG. 1

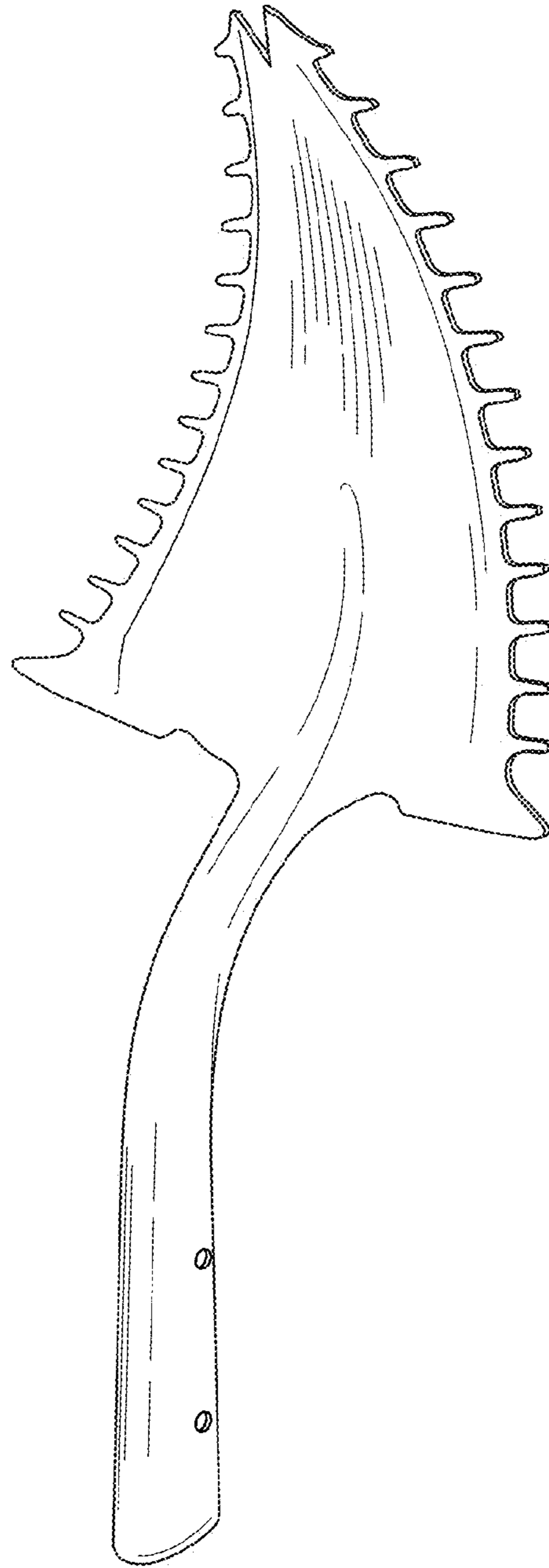


FIG. 2

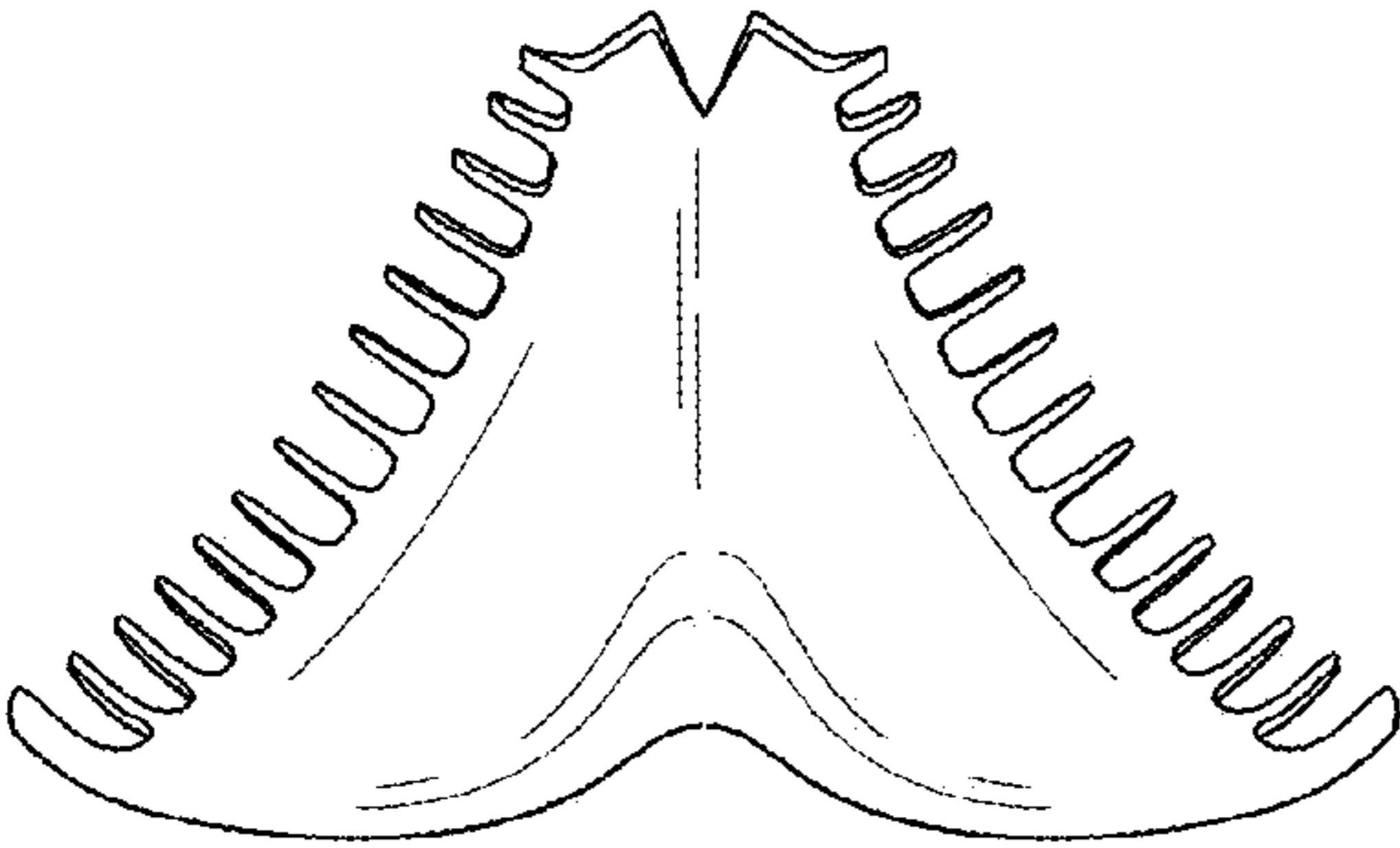


FIG. 3

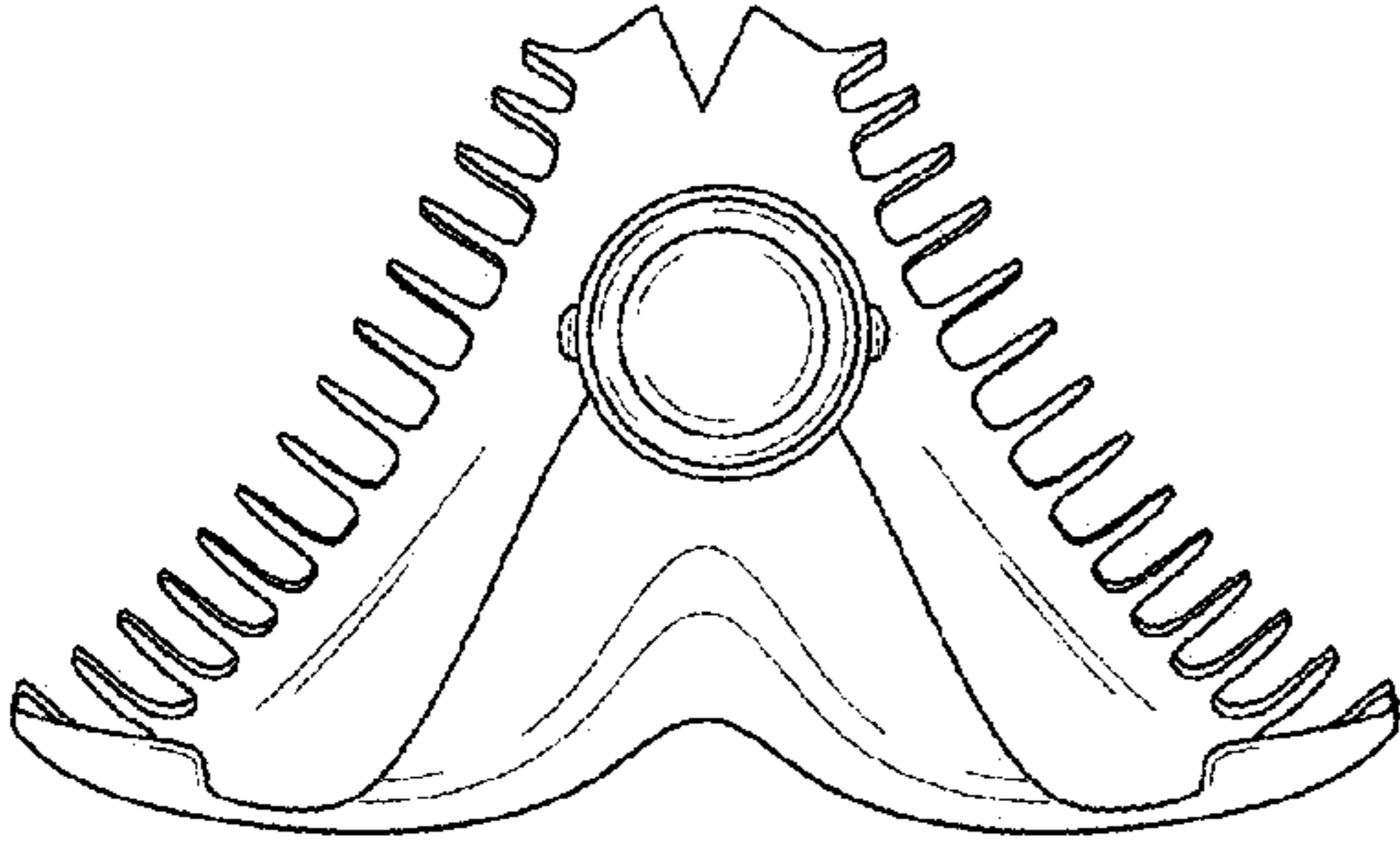


FIG. 4

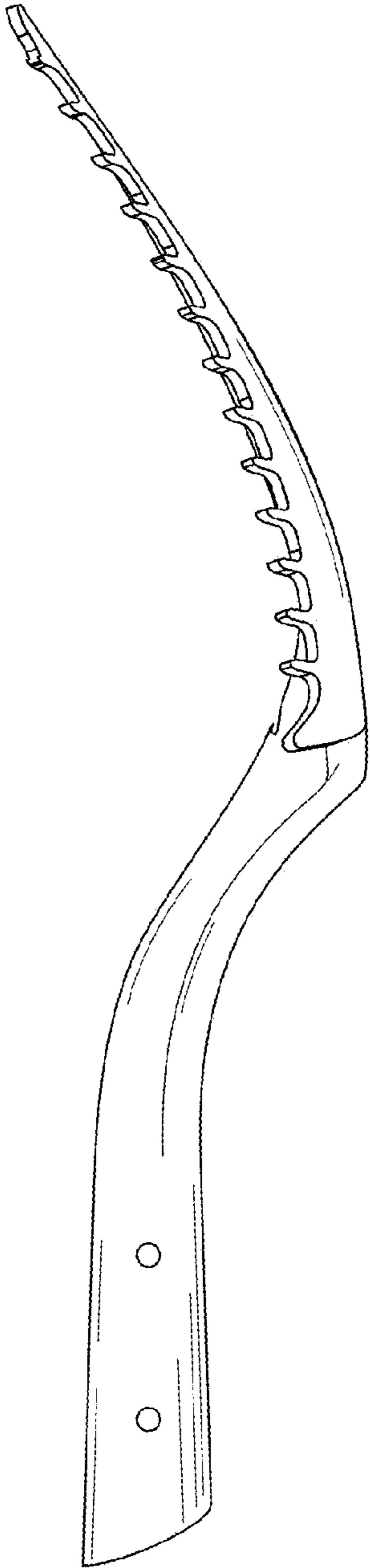


FIG. 5

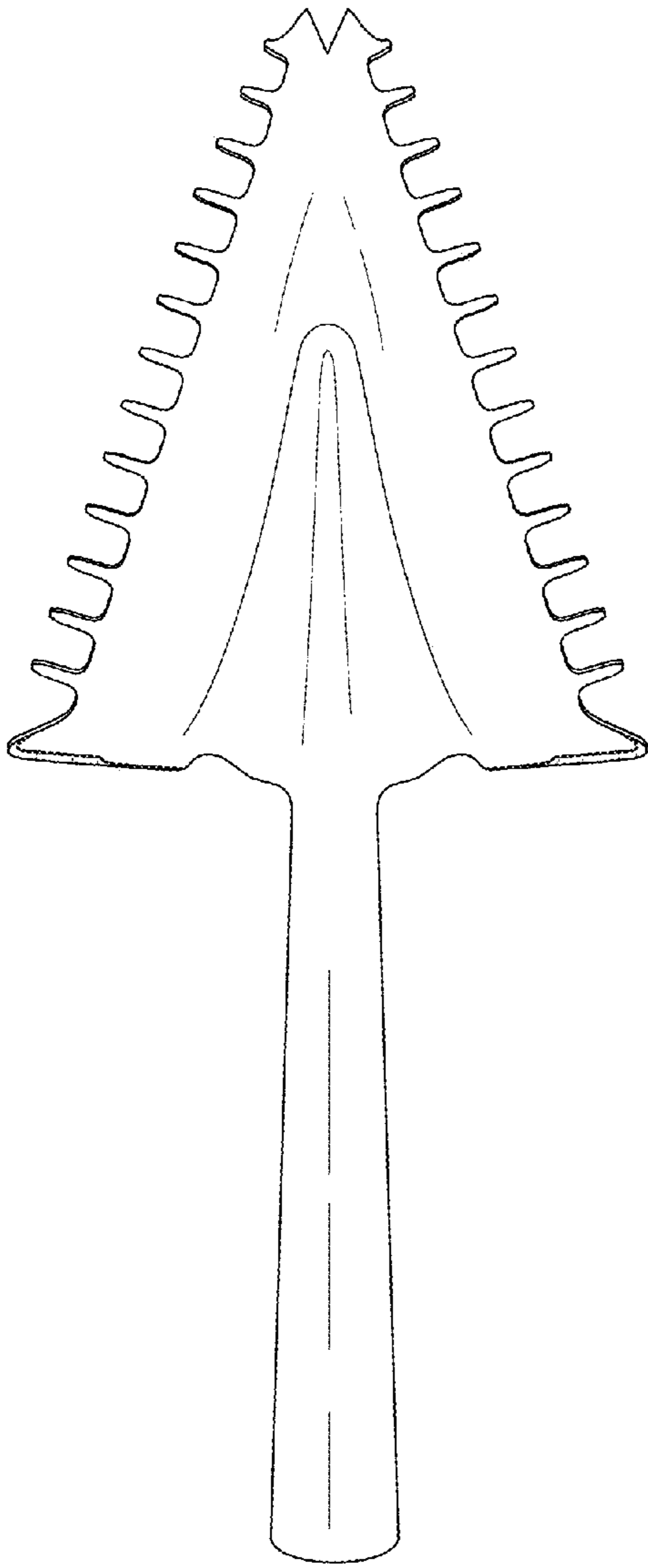


FIG. 6

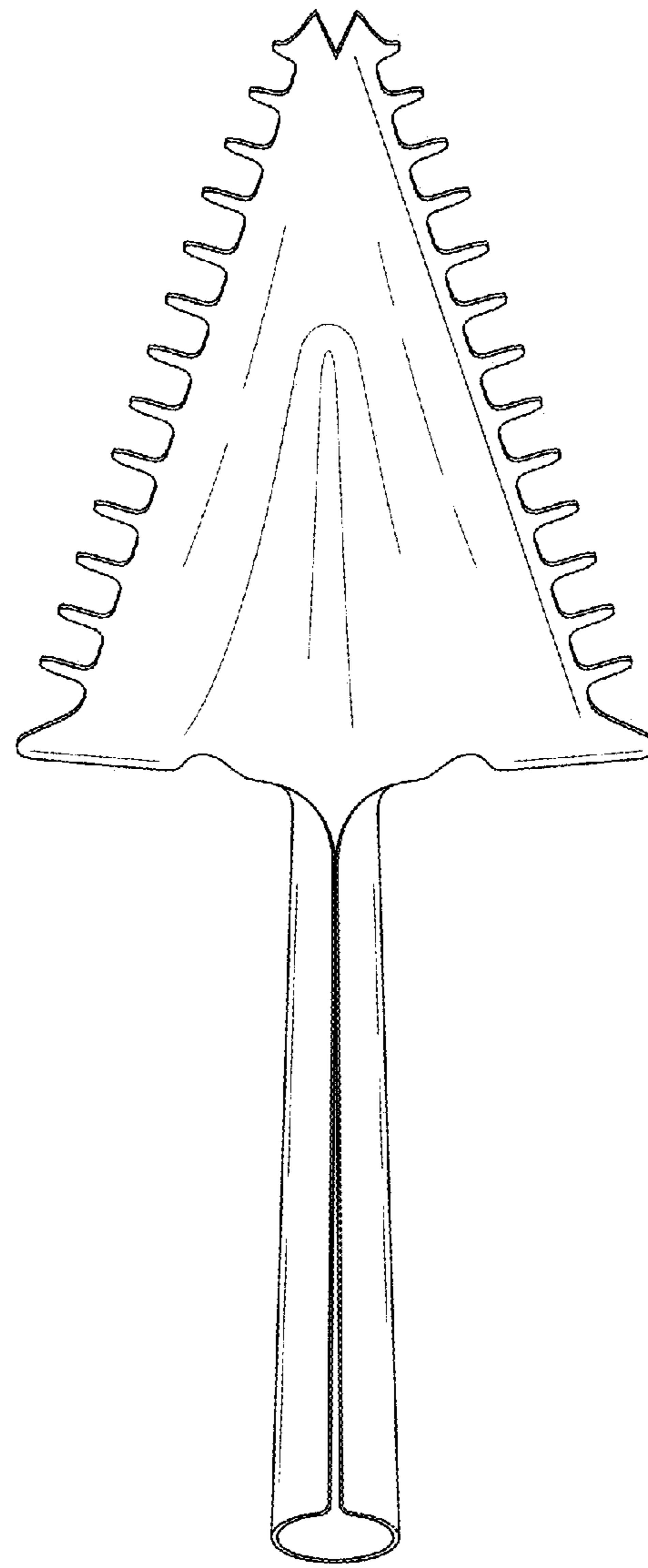


FIG. 7