



US00D716088S

(12) **United States Design Patent**
Black

(10) **Patent No.:** **US D716,088 S**

(45) **Date of Patent:** **** Oct. 28, 2014**

(54) **FRONT FOR CABINET COMPONENTS OR SIMILAR ARTICLES**

(76) **Inventor:** **Karen Kaye Black**, Oklahoma City, OK (US)

(**) **Term:** **14 Years**

(21) **Appl. No.:** **29/432,483**

(22) **Filed:** **Sep. 15, 2012**

Related U.S. Application Data

(63) Continuation of application No. 29/356,831, filed on Mar. 3, 2010.

(51) **LOC (10) Cl.** **06-06**

(52) **U.S. Cl.**
USPC **D6/703.2**

(58) **Field of Classification Search**
USPC D6/422-428, 432-434, 470-471, D6/491-494, 510-511, 703, 703.2; D25/47-48, 58, 110-111, 138, 141, D25/157-159; 220/665; 312/114, 117, 312/138.1, 204, 330.1; 52/177-181
See application file for complete search history.

(56) **References Cited**

U.S. PATENT DOCUMENTS

D328,795 S *	8/1992	Yamaguchi et al.	D25/48.7
D355,037 S *	1/1995	Horgan, Jr.	D25/48.3
D364,294 S *	11/1995	Brightbill et al.	D6/492
D366,534 S *	1/1996	McMahon	D25/139
D366,782 S *	2/1996	Bonazza	D6/427
D388,178 S *	12/1997	Sadovenko	D25/48.3
D392,815 S *	3/1998	Gunthert	D6/437
D393,965 S *	5/1998	Sandy	D6/492
D433,248 S *	11/2000	Hellwig et al.	D6/441
D435,568 S *	12/2000	De Sa Cavalcanti et al. ...	D15/91
D437,148 S *	2/2001	Base et al.	D6/432
D437,693 S *	2/2001	Harwanko	D6/300
D439,777 S *	4/2001	Laughton	D6/510

D457,373 S *	5/2002	Prinzmetal	D6/582
D459,108 S *	6/2002	Roberts	D6/422
D459,611 S *	7/2002	Lio et al.	D6/432
D463,161 S *	9/2002	Nored	D6/422
6,487,827 B2 *	12/2002	Hollman	52/455
D474,625 S *	5/2003	Chen	D6/432
D474,925 S *	5/2003	Macor et al.	D6/492
D476,093 S *	6/2003	Lynch et al.	D25/163
6,688,063 B1 *	2/2004	Lee et al.	52/455
D501,565 S *	2/2005	Malicki et al.	D25/138
D506,340 S *	6/2005	Brandon	D6/511
D529,190 S *	9/2006	Walsh et al.	D25/48.3
D531,834 S *	11/2006	Baade	D6/436
D551,261 S *	9/2007	Becke	D15/87

(Continued)

Primary Examiner — Kelley Donnelly

(74) *Attorney, Agent, or Firm* — Mary M. Lee

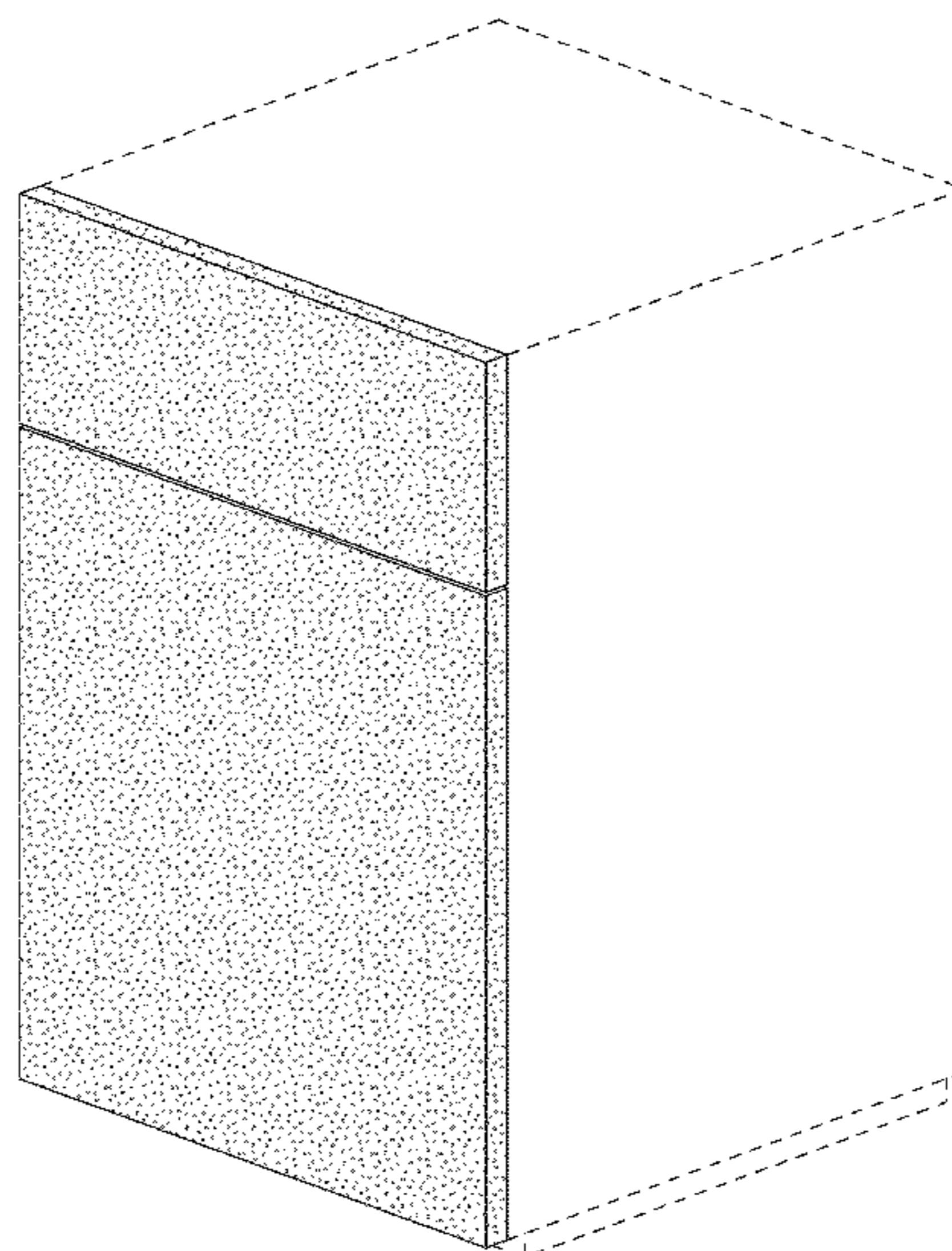
(57) **CLAIM**

The ornamental design for a front for cabinet components or similar articles, as shown and described.

DESCRIPTION

FIG. 1 is a perspective view of a front for cabinet components or similar articles, showing my new design;
 FIG. 2 is a front elevational view of the front for cabinet components or similar articles shown in FIG. 1;
 FIG. 3 is a top plan view thereof, the bottom view being a mirror image thereof; and
 FIG. 4 is a right side elevational view thereof, the left side being a mirror image thereof; and
 FIG. 5 is an enlarged view of the area indicated as "5" in FIG. 2 illustrating the croc-embossed leather surface texture represented by the surface shading in FIGS. 1-4.
 The portions of the drawings shown in broken lines disclose the environmental structure and form no part of the claimed design.
 No claim is made to the size or relative dimensions of the cabinet components. In particular, various ratios of length, width, and depth could be used.

1 Claim, 4 Drawing Sheets



(56)

References Cited

U.S. PATENT DOCUMENTS

D564,104 S *	3/2008	Savinel et al.	D25/103	D609,507 S *	2/2010	Puksta	D6/509
D564,803 S *	3/2008	Thompson	D6/492	D611,274 S *	3/2010	Weaver et al.	D6/492
D569,134 S *	5/2008	Puksta	D6/492	D615,325 S *	5/2010	Holcomb	D6/494
D582,701 S *	12/2008	Thompson	D6/494	D615,792 S *	5/2010	Leigh	D6/582
D585,144 S *	1/2009	Steiber et al.	D25/48.3	D620,727 S *	8/2010	LeTourneau	D6/432
D587,816 S *	3/2009	Steiber et al.	D25/48.3	D627,082 S *	11/2010	Brunelli	D25/103
D587,923 S *	3/2009	Woods	D6/422	D632,811 S *	2/2011	Canales et al.	D25/138
D588,708 S *	3/2009	Steiber et al.	D25/48.3	D632,906 S *	2/2011	Puksta	D6/509
D598,133 S *	8/2009	Davina et al.	D25/48.3	D635,802 S *	4/2011	Voron et al.	D6/492
D602,723 S *	10/2009	Daino et al.	D6/561	D637,849 S *	5/2011	Schmidt et al.	D6/561
D609,028 S *	2/2010	LeTourneau	D6/432	D644,750 S *	9/2011	McMaster	D25/138
				D668,078 S *	10/2012	Daino et al.	D6/441
				D670,510 S *	11/2012	Daino et al.	D6/441

* cited by examiner

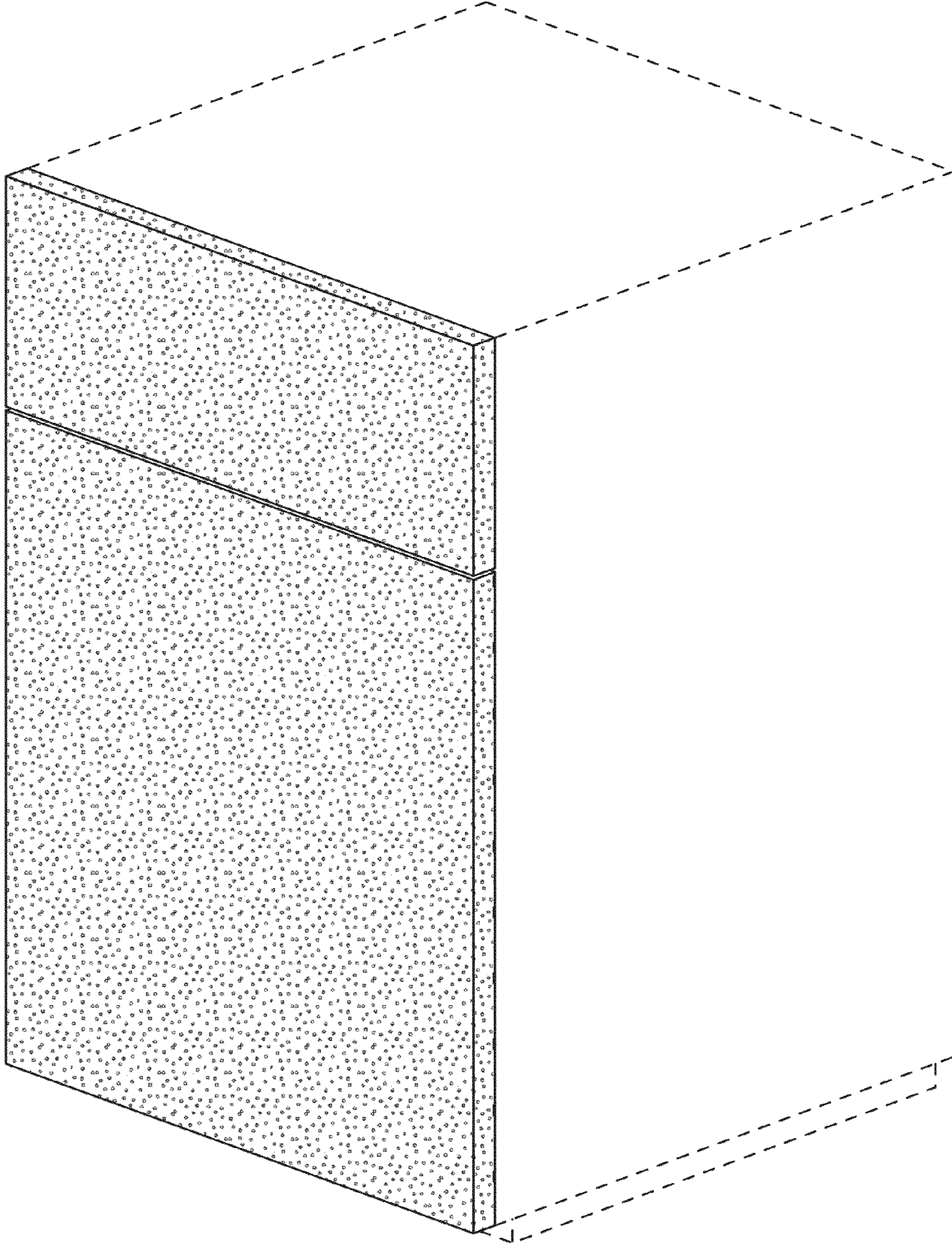


FIG. 1

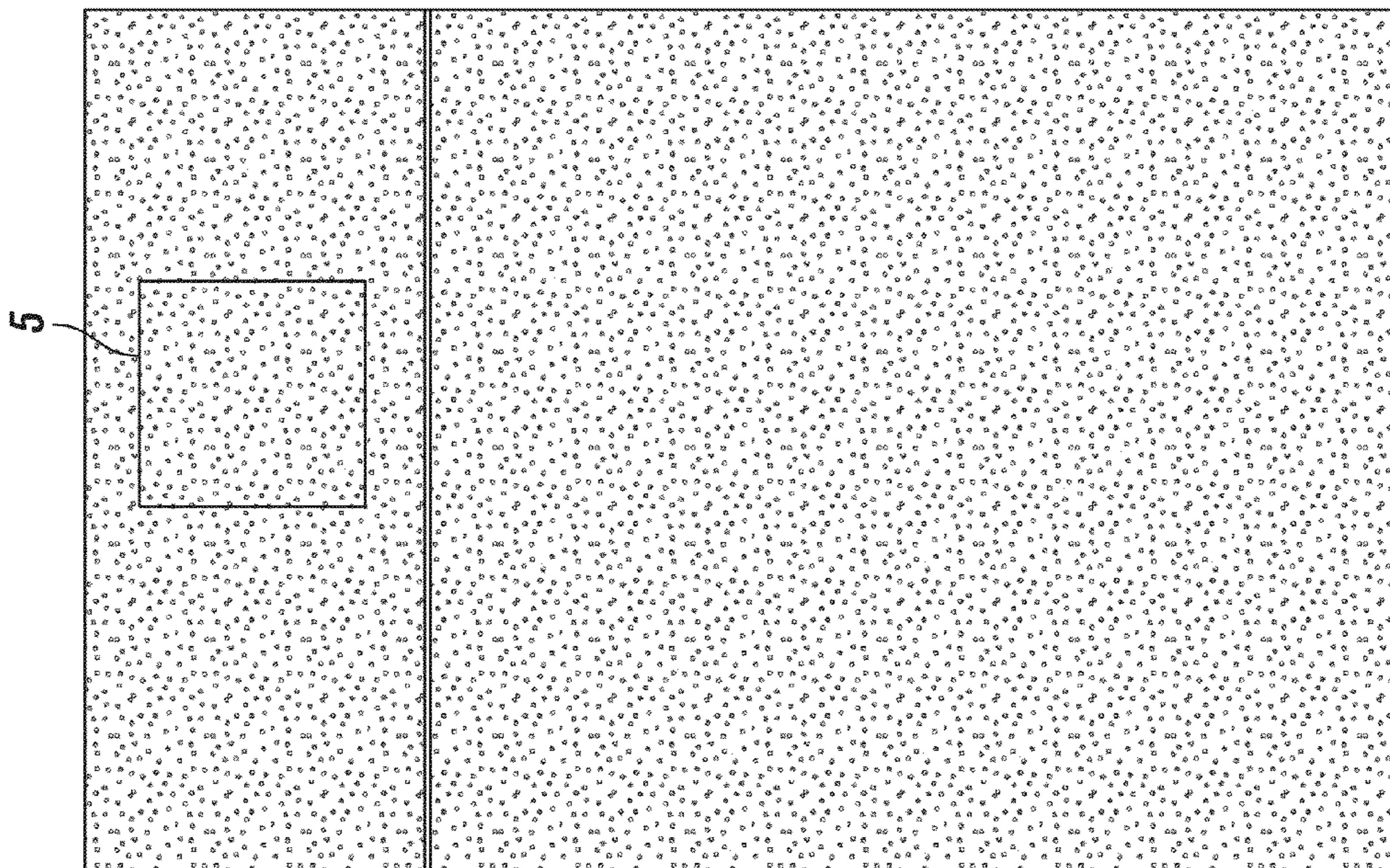


FIG. 2




FIG. 3




FIG. 4




FIG. 5