



US00D716086S

(12) **United States Design Patent**
Bender et al.

(10) **Patent No.:** **US D716,086 S**
(45) **Date of Patent:** **** Oct. 28, 2014**

(54) **FLEXIBLE SAMPLE OF A CABINET REPLICA**

(76) Inventors: **James J. Bender**, Ballwin, MO (US);
David J. Bender, Ballwin, MO (US)

(**) Term: **14 Years**

(21) Appl. No.: **29/363,527**

(22) Filed: **Jun. 10, 2010**

(51) **LOC (10) Cl.** **06-04**

(52) **U.S. Cl.**
USPC **D6/703**

(58) **Field of Classification Search**

USPC D6/308, 300, 397, 492, 420-440,
D6/445-448, 460-468, 474-479, 494-495,
D6/509-510, 582-594; D8/353, 401;
D13/184; D14/341; D19/52; D25/48,
D25/138; 312/194, 198, 204, 213; D34/17,
D34/19; D5/53, 57, 43, 29, 64

See application file for complete search history.

(56) **References Cited**

U.S. PATENT DOCUMENTS

4,248,018	A	2/1981	Casamayor	49/504
4,854,464	A	8/1989	Kim	220/22
D381,834	S	8/1997	Potter et al.	D6/409
5,685,430	A	11/1997	Weisburn et al.	206/455
5,996,794	A	12/1999	Popovich	206/456
6,340,092	B1	1/2002	McGrath, Jr.	211/169
D594,994	S	6/2009	Kimura et al.	D25/157
7,543,417	B2	6/2009	McIntosh et al.	52/589.1
D595,870	S	7/2009	Moller, Jr. et al.	D25/163
D595,871	S	7/2009	Moller, Jr. et al.	D25/163
D599,917	S	9/2009	Kimura et al.	D25/157
7,632,561	B2	12/2009	Thiers	428/151
7,640,705	B2	1/2010	Kornfalt et al.	53/395
2005/0074583	A1	4/2005	Gratopp et al.	428/174
2005/0114703	A1	5/2005	Allen et al.	713/201
2006/0265978	A1	11/2006	Stein et al.	52/204.5
2008/0249894	A1	10/2008	Madel	705/27
2008/0264823	A1	10/2008	Siegel	206/578
2009/0044466	A1	2/2009	Andres	52/204.53

FOREIGN PATENT DOCUMENTS

DE	3600257	A1	7/1987
DE	44 38 204	A1	6/1995
EP	0387 902	A2	3/1990
WO	WO 91/12940	A2	9/1991
WO	WO 00/53865	A1	9/2000

OTHER PUBLICATIONS

International Search Report for International Application No. PCT/US2010/045611 dated Jan. 6, 2012 (4 pages).

International Written Opinion for International Application No. PCT/US2010/045611 dated Jan. 6, 2012 (5 pages).

Press Release from Formica on new 180fx™ product (Aug. 3, 2009), miscellaneous website pages, and 180fx™ product brochure from www.formica.com (13 pages).

Primary Examiner — Susan E Krakower

(74) *Attorney, Agent, or Firm* — Nixon Peabody LLP

(57) **CLAIM**

We claim the ornamental design for a “flexible sample of a cabinet replica,” as shown and described.

DESCRIPTION

FIG. 1 is a reduced scale perspective view of a flexible sample of a cabinet replica shown with unclaimed environmental structure in an alternate configuration in a condition of use; the unclaimed header is folded into the interior and therefore not visible.

FIG. 2 is a top plan view thereof.

FIG. 3 is a front elevational view thereof.

FIG. 4 is a left side elevational view thereof.

FIG. 5 is a right side elevational view thereof.

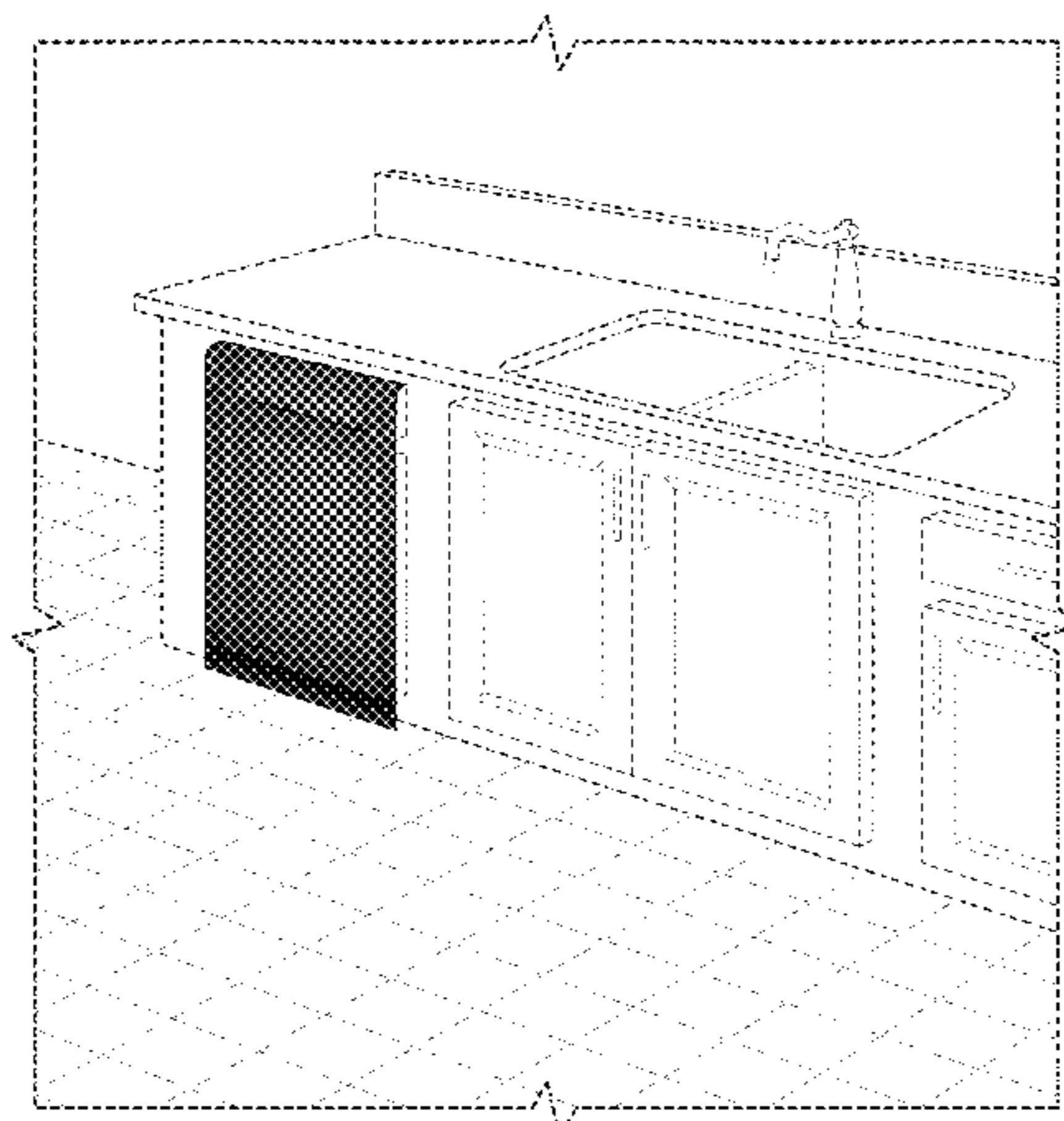
FIG. 6 is a bottom plan view thereof; and,

FIG. 7 is a rear elevational view thereof.

It is understood that the flexible sample of a cabinet replica as shown in the reduced scale of FIG. 1 shows no appreciable thickness.

The broken lines in FIG. 1 showing a kitchen, illustrates environmental structure and form no part of the claimed design. The broken lines shown in FIGS. 2-7 illustrate portions of the flexible sample of a cabinet replica and form no part of the claimed design.

1 Claim, 3 Drawing Sheets



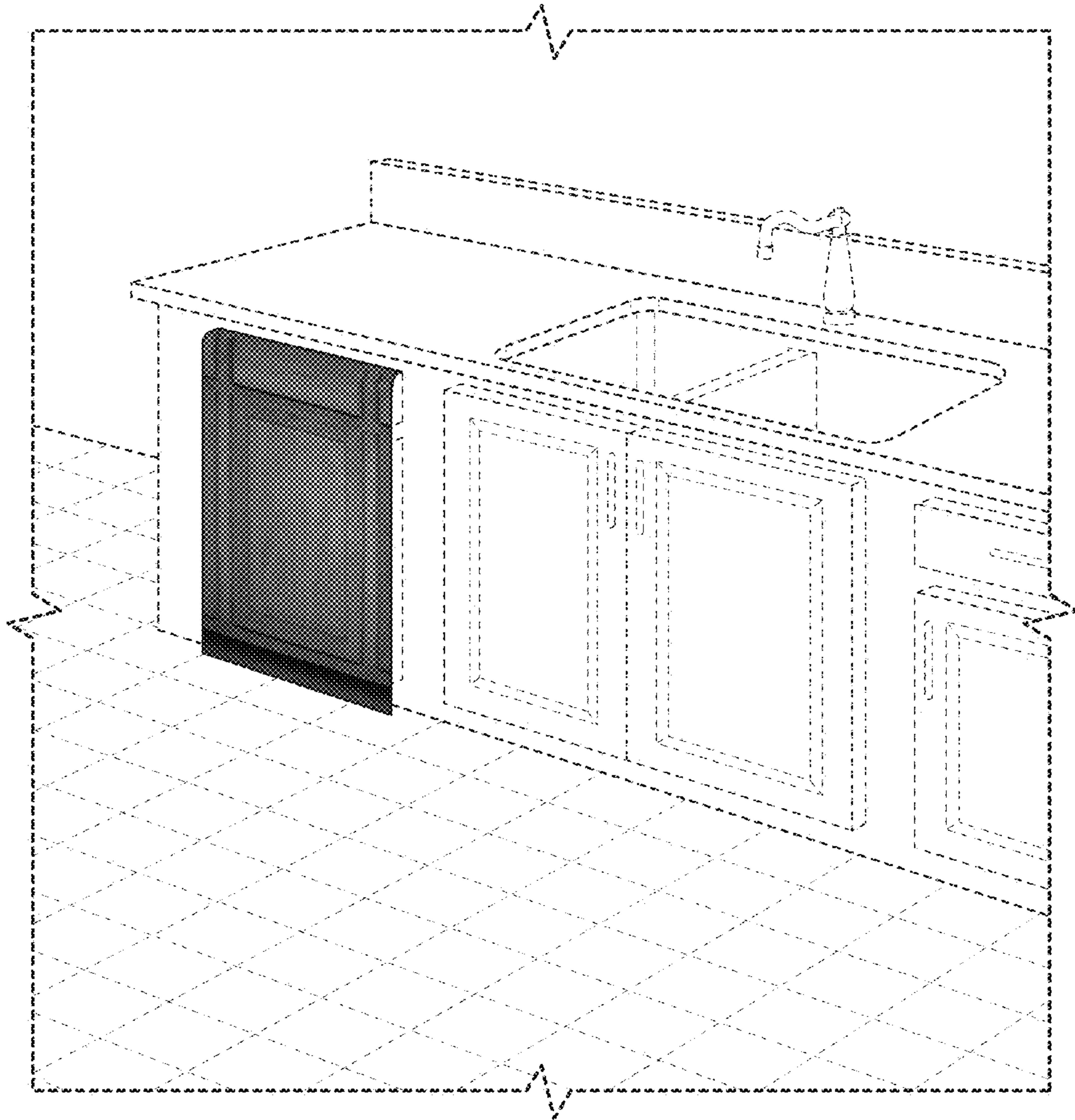


FIG. 1

FIG. 2

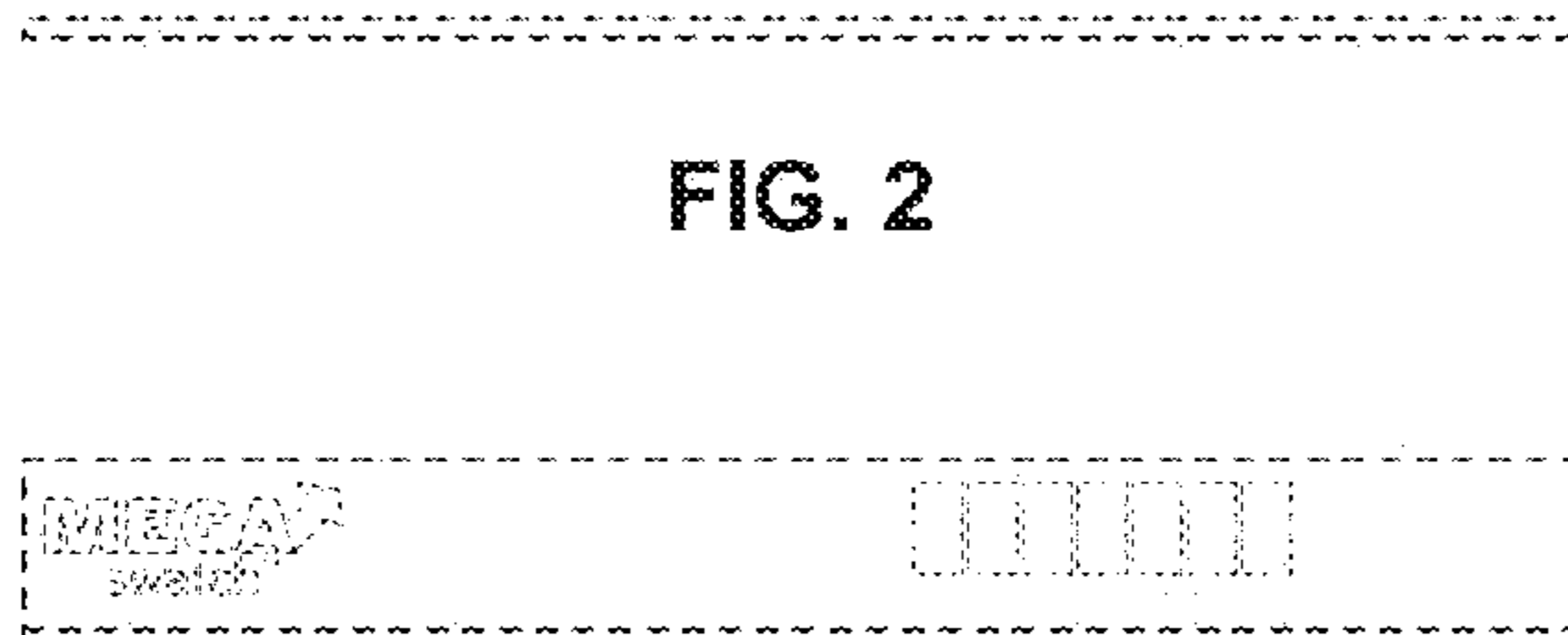



FIG. 4

FIG. 3

FIG. 5

FIG. 6



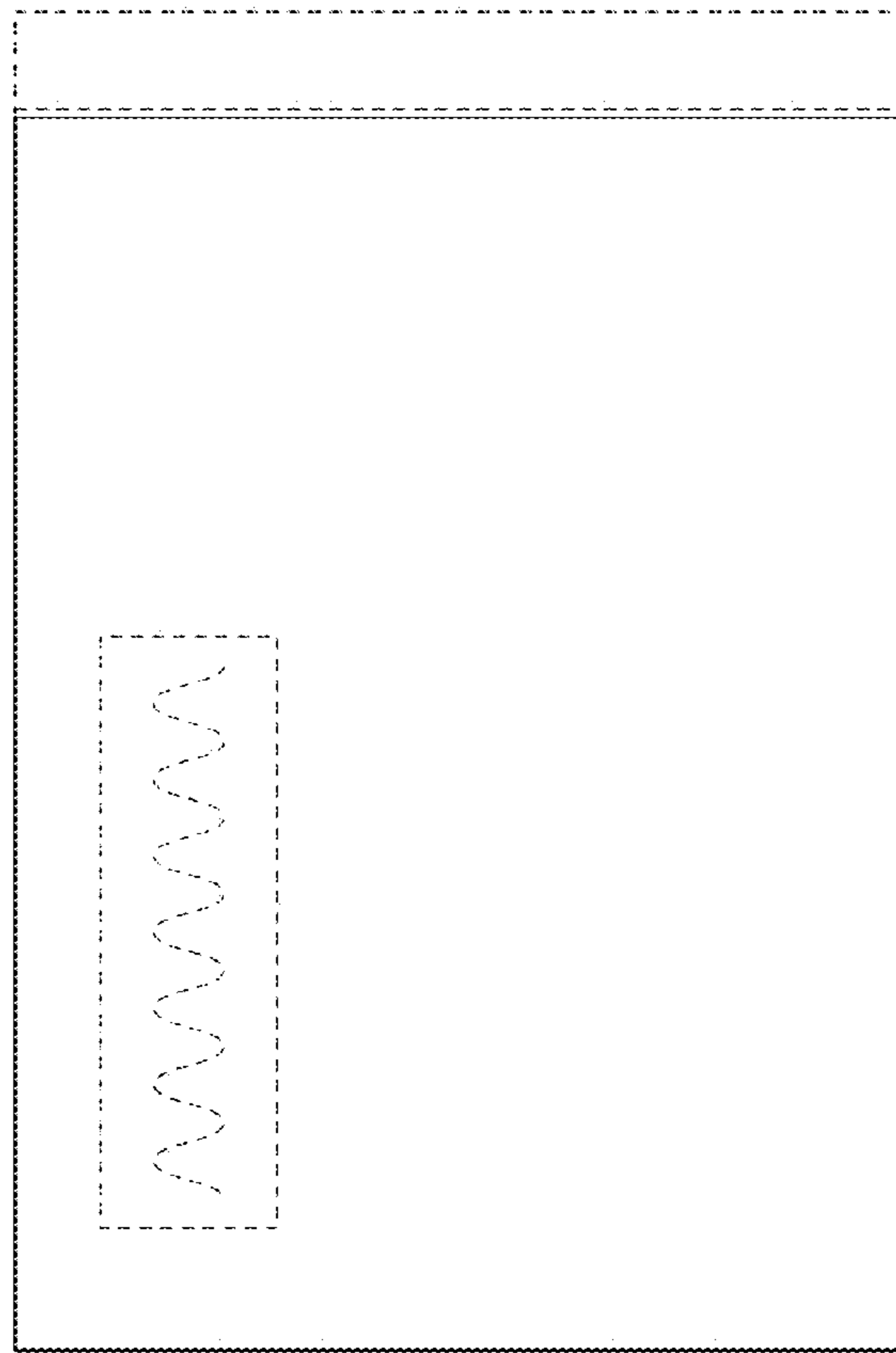


FIG. 7