



US00D716081S

(12) **United States Design Patent**  
**Dixon**

(10) **Patent No.:** **US D716,081 S**  
(45) **Date of Patent:** **\*\* Oct. 28, 2014**

(54) **CELLAR/LARDER STORAGE RACK**

(75) Inventor: **Gavin John Dixon**, Keiraville (AU)

(73) Assignee: **Isovin Systems P/L**, Wollongong, NSW (AU)

(\*\*) Term: **14 Years**

(21) Appl. No.: **29/421,577**

(22) Filed: **Aug. 20, 2012**

(51) **LOC (10) Cl.** ..... **06-06**

(52) **U.S. Cl.**  
USPC ..... **D6/678.1**

(58) **Field of Classification Search**  
USPC ..... D6/465, 476, 477-479, 569-571, 574,  
D6/672, 673, 678-678.1; 108/1, 3, 59, 60,  
108/93-94, 96; 211/34, 36, 42, 50, 70,  
211/85.3, 90.01, 115, 144

See application file for complete search history.

(56) **References Cited**

**U.S. PATENT DOCUMENTS**

D296,280 S *	6/1988	Malecki	.....	D6/464
D316,195 S *	4/1991	Mark	.....	D6/474
D358,725 S *	5/1995	Stender	.....	D6/407
5,855,175 A *	1/1999	Forbes	.....	108/180

D416,714 S *	11/1999	Ziliani	.....	D6/479
D450,518 S *	11/2001	Frederick	.....	D6/630
D459,932 S *	7/2002	Ellwanger	.....	D6/571
D471,394 S *	3/2003	Robinson	.....	D6/574
D569,655 S *	5/2008	Williams	.....	D6/449
D586,153 S *	2/2009	Maly	.....	D6/476
D590,634 S *	4/2009	Nigro	.....	D6/449
D590,635 S *	4/2009	Beckerman	.....	D6/475
D597,343 S *	8/2009	Thakur	.....	D6/476
D622,521 S *	1/2011	Urquiola	.....	D6/478
D630,266 S *	1/2011	Frank et al.	.....	D21/506
D664,378 S *	7/2012	Vu	.....	D6/479
D665,198 S *	8/2012	Levy et al.	.....	D6/478
2006/0243177 A1 *	11/2006	Jones	.....	108/180

\* cited by examiner

*Primary Examiner* — Kelley Donnelly

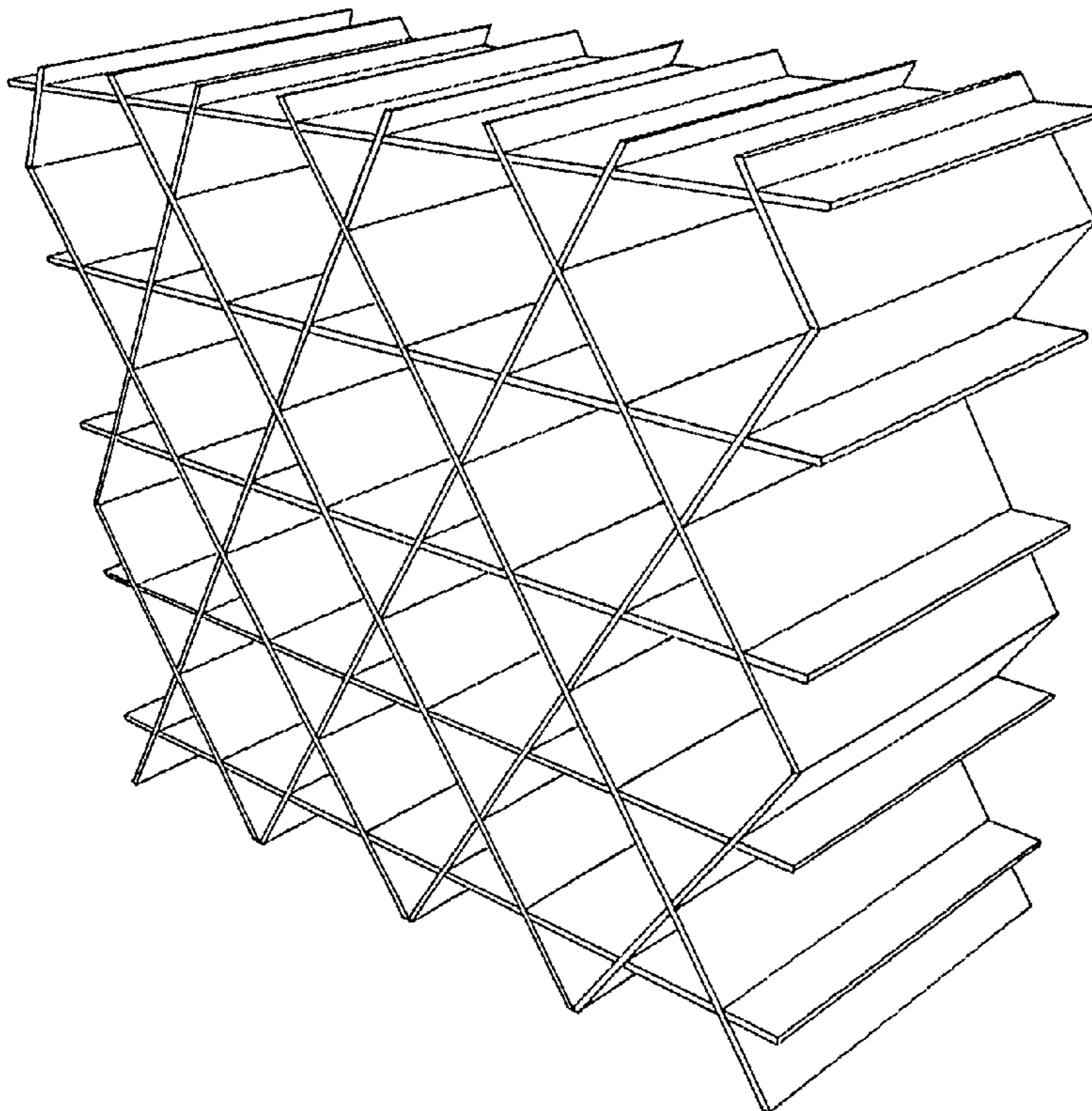
(57) **CLAIM**

The ornamental design for a cellar/larder storage rack, as shown and described.

**DESCRIPTION**

FIG. 1 is a front elevational view of a cellar/larder storage rack showing my new design; FIG. 2 is a front perspective from above view thereof; and, FIG. 3 is a front perspective from below view thereof.

**1 Claim, 3 Drawing Sheets**






Fig. 1

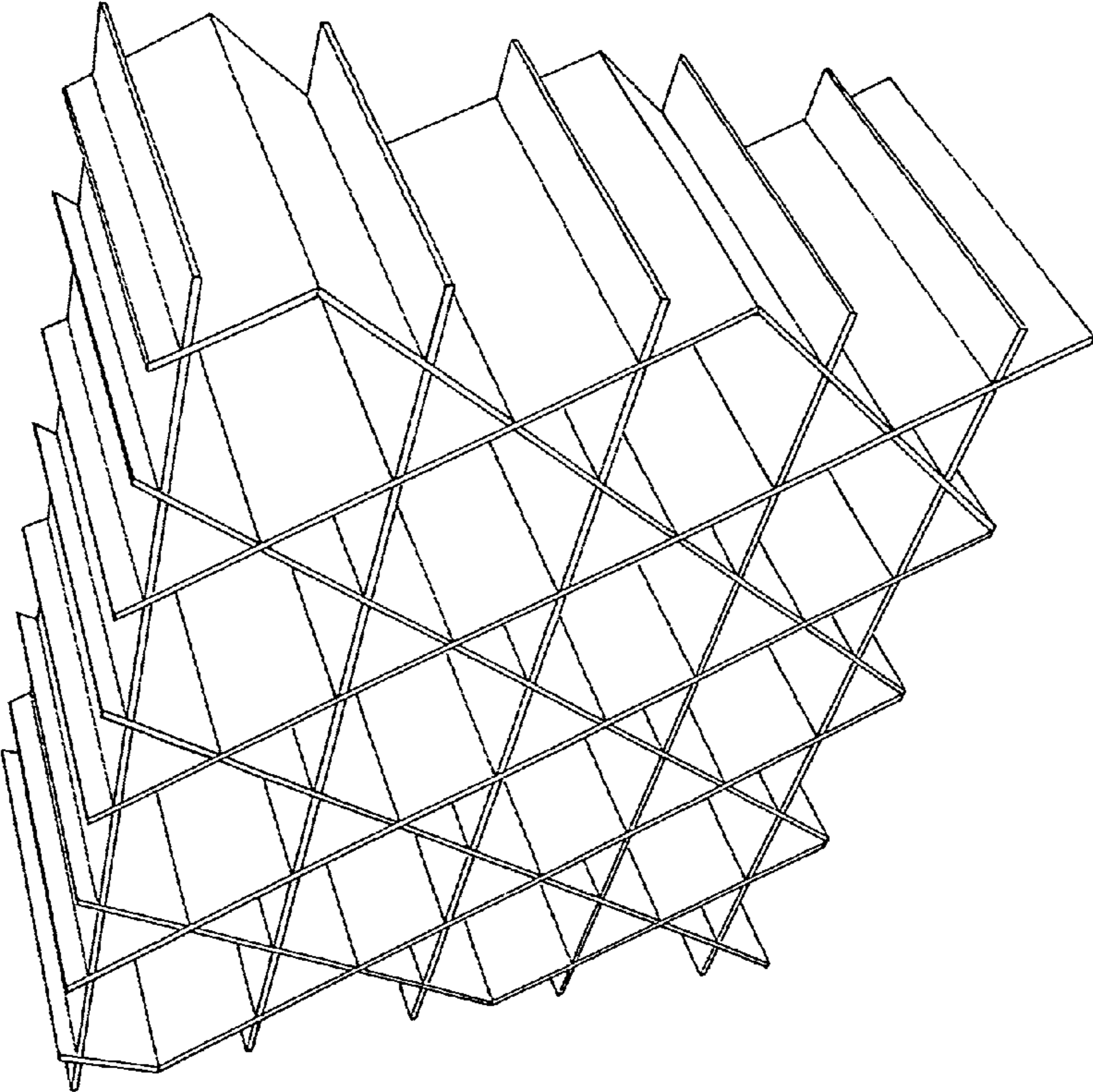


Fig. 2



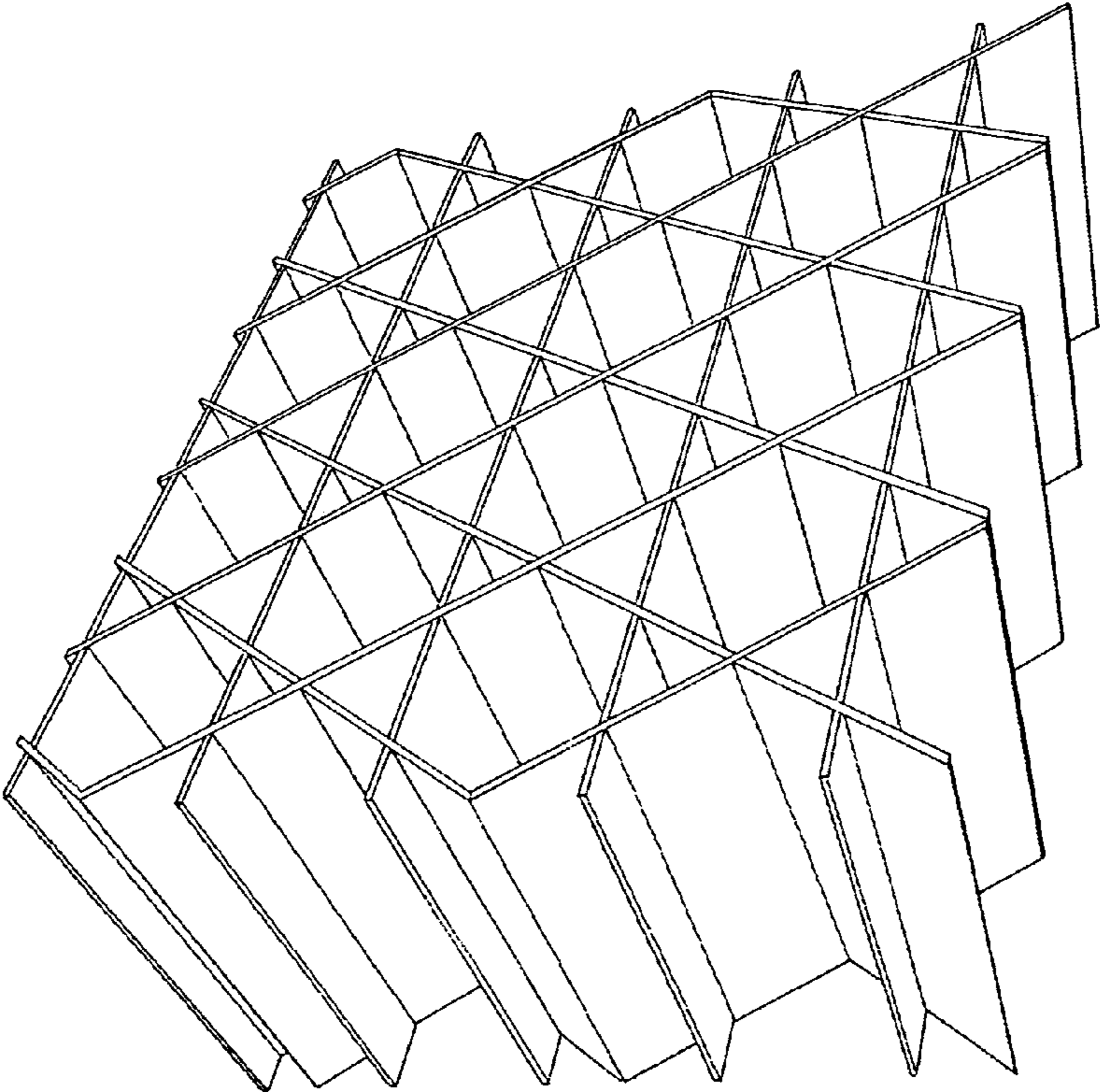


Fig. 3