



US00D716060S

(12) **United States Design Patent**
Goodman et al.

(10) **Patent No.:** **US D716,060 S**
(45) **Date of Patent:** **** Oct. 28, 2014**

(54) **HANGING ACCESSORY HOLDER**

(71) Applicant: **Spectrum Diversified Designs, Inc.**,
Streetsboro, OH (US)
(72) Inventors: **Sheldon H. Goodman**, Solon, OH (US);
Phaysouk Xayoiphonh, Akron, OH
(US)
(73) Assignee: **Spectrum Diversified Designs, Inc.**,
Streetsboro, OH (US)

(**) Term: **14 Years**

(21) Appl. No.: **29/473,478**

(22) Filed: **Nov. 22, 2013**

(51) **LOC (10) Cl.** **06-08**

(52) **U.S. Cl.**
USPC **D6/317**

(58) **Field of Classification Search**
CPC A47G 25/28; A47G 25/32; A47G 25/743;
A47G 25/24; A47G 25/18; A47G 25/52;
A47G 25/70; A47G 29/08; A47G 29/00;
A47F 5/0006; A47F 7/00; A47F 7/19; A47F
7/0028
USPC D6/315-328; 223/85-98; 211/10, 13.1,
211/85.2, 87.01, 113

See application file for complete search history.

(56) **References Cited**

U.S. PATENT DOCUMENTS

2,127,870	A *	8/1938	Kennedy	223/88
2,643,003	A *	6/1953	Christie	211/119
D323,941	S *	2/1992	Schwartz	D6/317
7,624,900	B2 *	12/2009	McLaughlin	223/85

* cited by examiner

Primary Examiner — Derrick Holland

Assistant Examiner — Lauren Calve

(74) *Attorney, Agent, or Firm* — Renner, Otto, Boisselle & Sklar, LLP

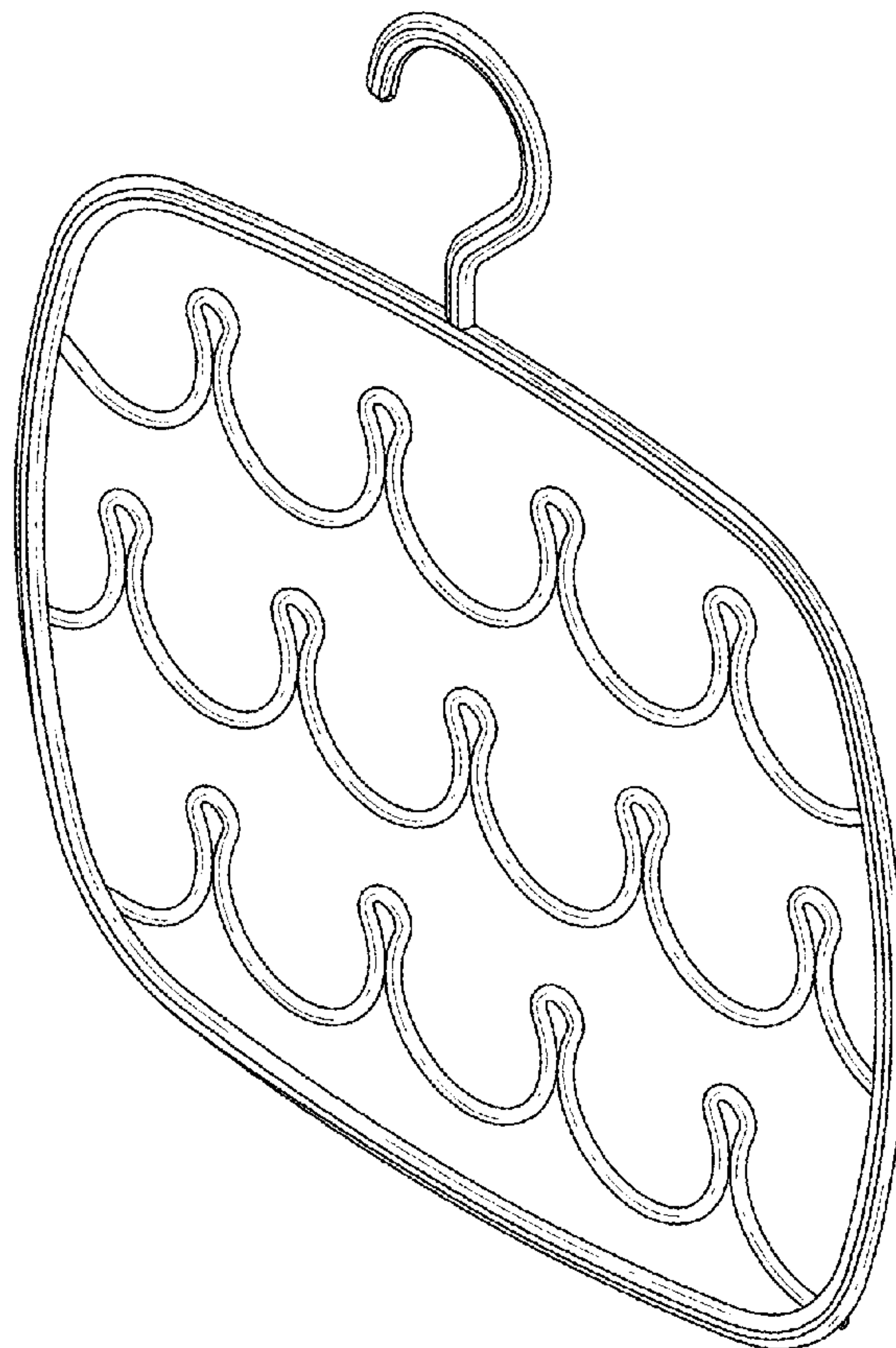
(57) **CLAIM**

The ornamental design for a hanging accessory holder, as shown and described.

DESCRIPTION

FIG. 1 is a perspective view of a hanging accessory holder showing our new design.
FIG. 2 is a top view thereof.
FIG. 3 is a left side view thereof.
FIG. 4 is a front view thereof.
FIG. 5 is a right side view thereof.
FIG. 6 is a bottom view thereof; and,
FIG. 7 is a rear view thereof.

1 Claim, 3 Drawing Sheets



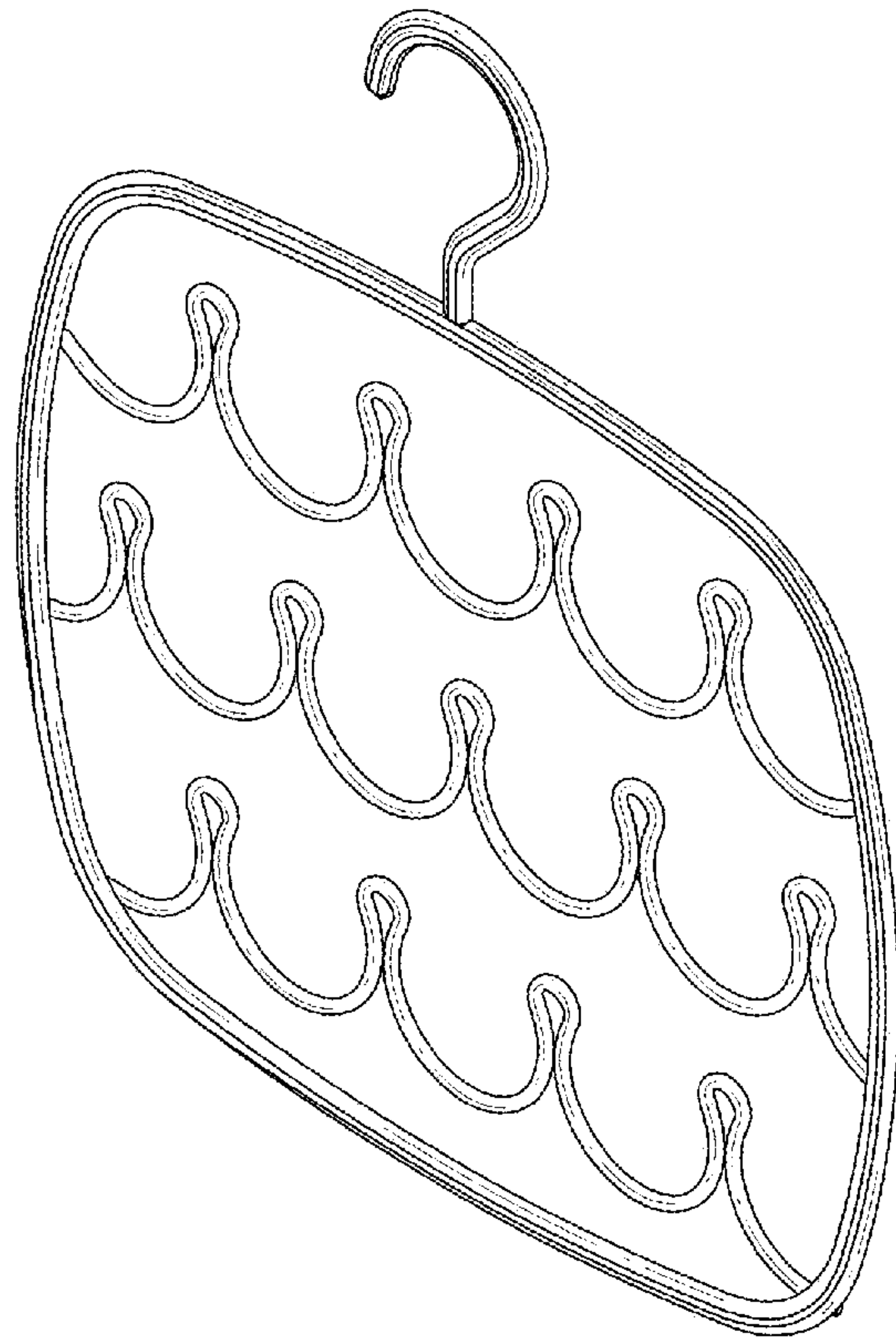


FIG. 1




FIG. 2

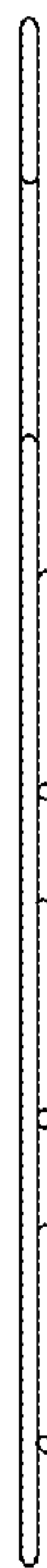


FIG. 3

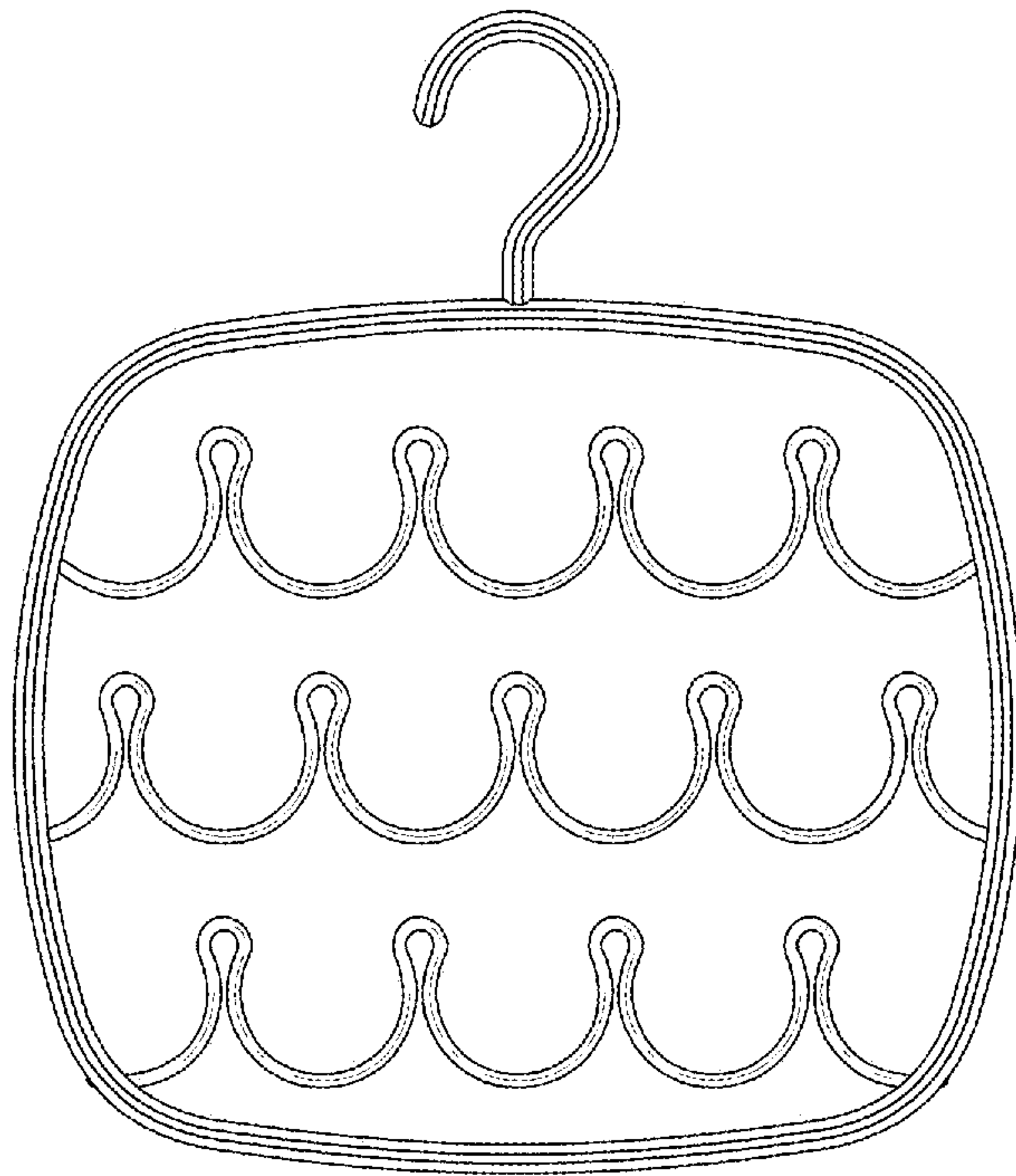


FIG. 4



FIG. 5




FIG. 6

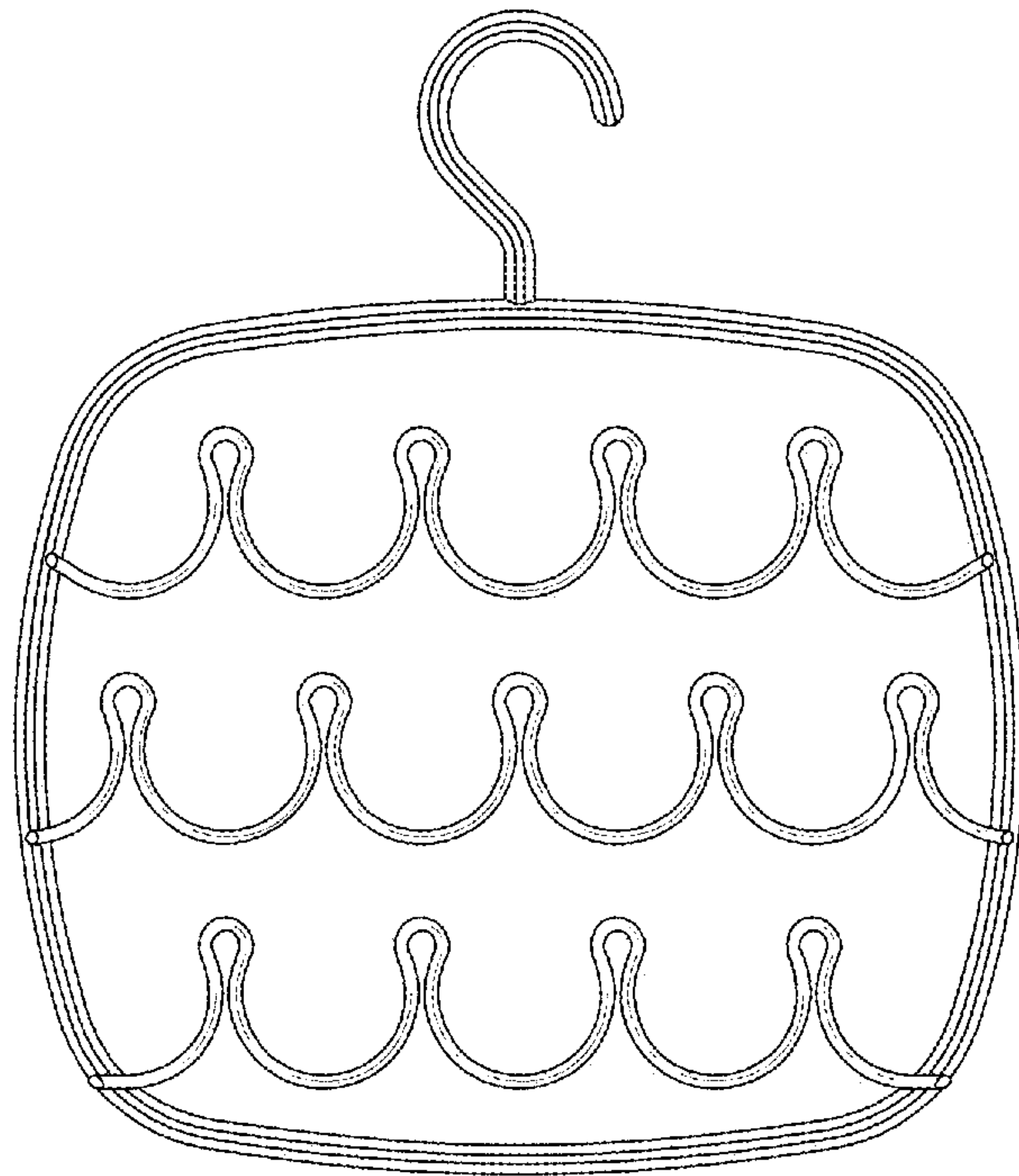


FIG. 7