



US00D716056S

(12) **United States Design Patent**  
**Kuehn et al.**

(10) **Patent No.:** **US D716,056 S**  
(45) **Date of Patent:** **\*\* Oct. 28, 2014**

(54) **ABSORBENT PAPER WITH PATTERN**

(56) **References Cited**

(71) Applicant: **SCA Tissue France**, Bois-Colombes (FR)

U.S. PATENT DOCUMENTS

(72) Inventors: **Jean-Bernard Kuehn**, Bennwihr (FR);  
**Gerald Duhén**, Andolsheim (FR)

D66,724 S *	2/1925	Vandergaw et al.	.....	D5/37
D104,402 S *	5/1937	Kornfeld	.....	D5/37
D107,363 S *	12/1937	Ross	.....	D5/37
D110,374 S *	7/1938	Teetsel	.....	D5/59
D158,161 S *	4/1950	Wackerman	.....	D5/16
D378,876 S *	4/1997	Spanagel et al.	.....	D5/37
D389,322 S *	1/1998	Toerner et al.	.....	D5/66
D426,960 S *	6/2000	Jahner et al.	.....	D5/53
D449,740 S *	10/2001	Latchoo et al.	.....	D5/37
D512,226 S *	12/2005	Simoni et al.	.....	D5/37
D535,824 S *	1/2007	Enderby et al.	.....	D5/37
D624,756 S *	10/2010	Walther et al.	.....	D5/37
D631,261 S *	1/2011	Landry et al.	.....	D5/37
D683,969 S *	6/2013	Enderby	.....	D5/37
D694,527 S *	12/2013	Embley et al.	.....	D5/57
2006/0011316 A1 *	1/2006	Kressner et al.	.....	162/134

(73) Assignee: **SCA Tissue France**, Saint-Ouen (FR)

(\*\*) Term: **14 Years**

(21) Appl. No.: **29/455,179**

(22) Filed: **May 17, 2013**

(30) **Foreign Application Priority Data**

Nov. 26, 2012 (EM) ..... 001352678

(51) **LOC (10) Cl.** ..... **05-06**

(52) **U.S. Cl.**  
USPC ..... **D5/57; D5/37**

(58) **Field of Classification Search**  
USPC ..... D5/1-3, 11, 21, 30, 43, 44, 46, 53,  
D5/56-63, 99, 37; D6/585, 612, 613, 622,  
D6/617; D19/1, 5; D25/138; 2/900;  
15/208; 28/143, 150, 160, 163;  
112/401, 416, 439; 428/32, 66.5, 85,  
428/91, 151, 152, 187, 542.6; 442/408

See application file for complete search history.

\* cited by examiner

*Primary Examiner* — Karen S Acker

(74) *Attorney, Agent, or Firm* — Drinker Biddle & Reath LLP


(57) **CLAIM**

We claim the ornamental design for an absorbent paper with pattern, as shown and described.

**DESCRIPTION**

FIG. 1 is a view of a first embodiment of an absorbent paper with pattern; and,  
FIG. 2 is a view of a second embodiment thereof.  
The broken lines surrounding FIGS. 1 and 2 represent the boundaries of the claim and form no part thereof. The design is flat and planar.

**1 Claim, 1 Drawing Sheet**






Fig. 1




Fig. 2