



US00D716054S

(12) **United States Design Patent**
Sawicki

(10) **Patent No.:** **US D716,054 S**
(45) **Date of Patent:** **** Oct. 28, 2014**

(54) **WEIGHTED BALL BRISTLE BRUSH**

(71) Applicant: **Peter J. Sawicki**, La Mesa, CA (US)

(72) Inventor: **Peter J. Sawicki**, La Mesa, CA (US)

(**) Term: **14 Years**

(21) Appl. No.: **29/456,314**

(22) Filed: **May 30, 2013**

(51) **LOC (10) Cl.** **04-01**

(52) **U.S. Cl.**
USPC **D4/128**

(58) **Field of Classification Search**
USPC D4/128, 135, 199, 131, 138, 121, 116,
D4/132, 118, 136, 133; 134/22.11, 6, 8;
132/218, 317, 320, 200, 119, 155, 313,
132/116, 120, 321, 142, 238, 73, 123, 122,
132/227, 202, 237, 271, 223, 229; 401/34,
401/126, 119, 129, 17, 18, 24, 118, 8, 122,
401/281, 187, 1, 127, 120, 130; 15/207.2,
15/206, 25, 145.1, 145, 26, 244.1, 144.4,
15/160, 142, 246, 105, 184, 164, 167.1,
15/159.1, 111, 176.5, 165, 211, 212,
15/104.05, 104.16, 104.2, 187, 27, 176.1,
15/179, 38; 16/422, 430; 81/489; 300/21,
300/2; 119/615, 616, 612; 524/275;
428/398; 186/59; 29/428; 514/33;
600/569

See application file for complete search history.

(56) **References Cited**

U.S. PATENT DOCUMENTS

1,882,576 A * 10/1932 Hannaford 15/104.9
3,853,412 A * 12/1974 Griffin 401/183

D308,443 S * 6/1990 Vetter D4/131
D364,506 S * 11/1995 Cousins D4/133
5,513,410 A * 5/1996 Liu 15/106
6,003,519 A * 12/1999 Gueret 132/218
D489,903 S * 5/2004 Dunn D4/128
7,461,993 B1 * 12/2008 Sampaio 401/271
D598,202 S * 8/2009 McNeil et al. D4/138
D632,085 S * 2/2011 Kroehl D4/128
D647,703 S * 11/2011 Li D4/128
D689,700 S * 9/2013 Lee et al. D4/114
D693,128 S * 11/2013 Williams et al. D4/128
D694,018 S * 11/2013 Williams et al. D4/128
2006/0016033 A1 * 1/2006 Carpenter 15/167.1
2009/0003922 A1 * 1/2009 Sampaio 401/271

* cited by examiner

Primary Examiner — Eric Goodman

Assistant Examiner — Ryan Harvey

(74) *Attorney, Agent, or Firm* — Richard D. Clarke

(57) **CLAIM**

I claim the ornamental design for a weighted ball bristle brush, as shown and described.


DESCRIPTION

FIG. 1 is a top, front and side perspective view of the weighted ball bristle brush, wherein the opposite side is a mirror image of same;

FIG. 2 is a bottom plan view of the weighted ball bristle brush; and,

FIG. 3 is a top plan view of the weighted ball bristle brush. The broken line showing of environment in FIG. 1 is included for the purpose of illustration only and forms no part of the claimed design.

1 Claim, 2 Drawing Sheets






Fig. 1

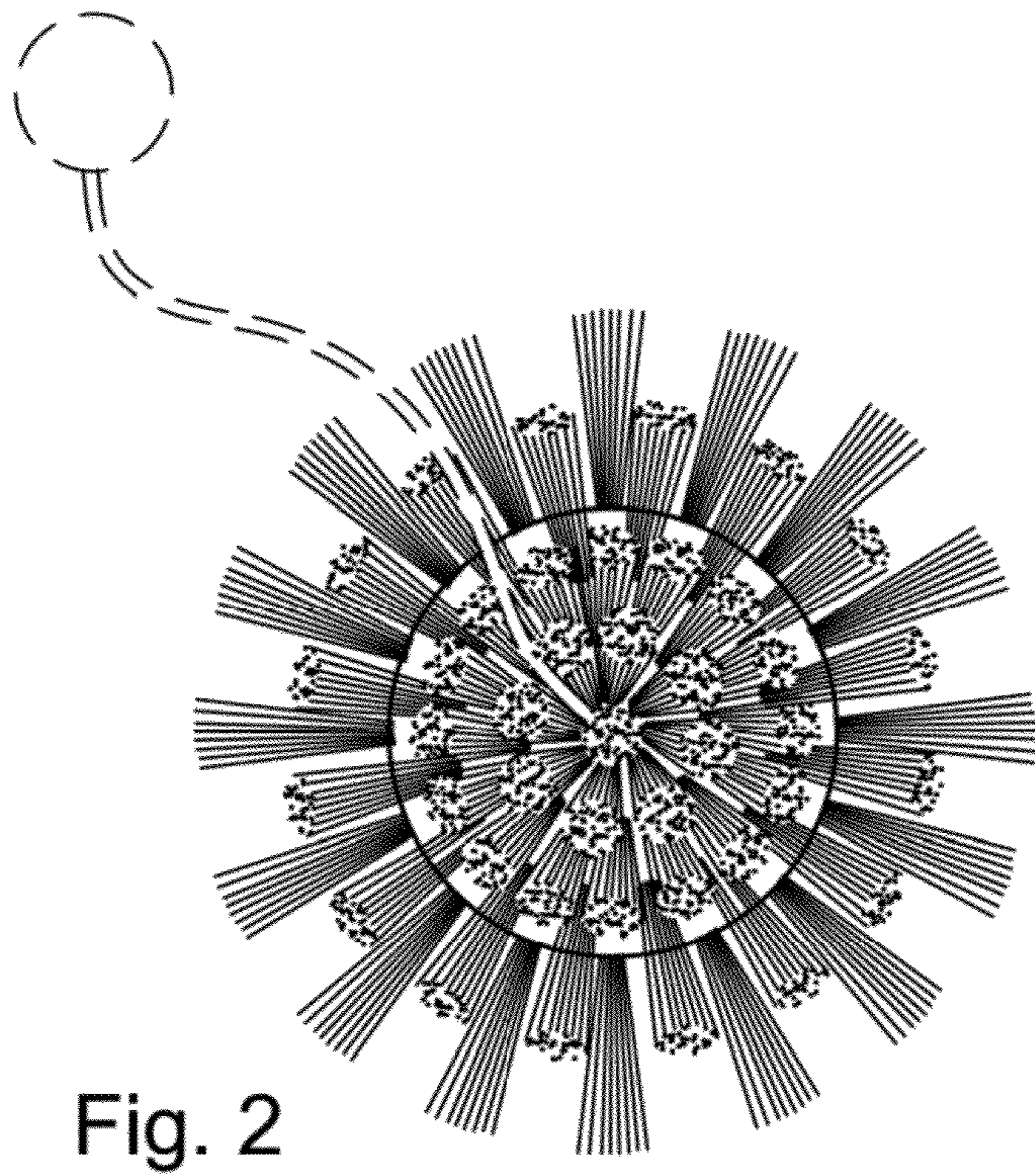


Fig. 2

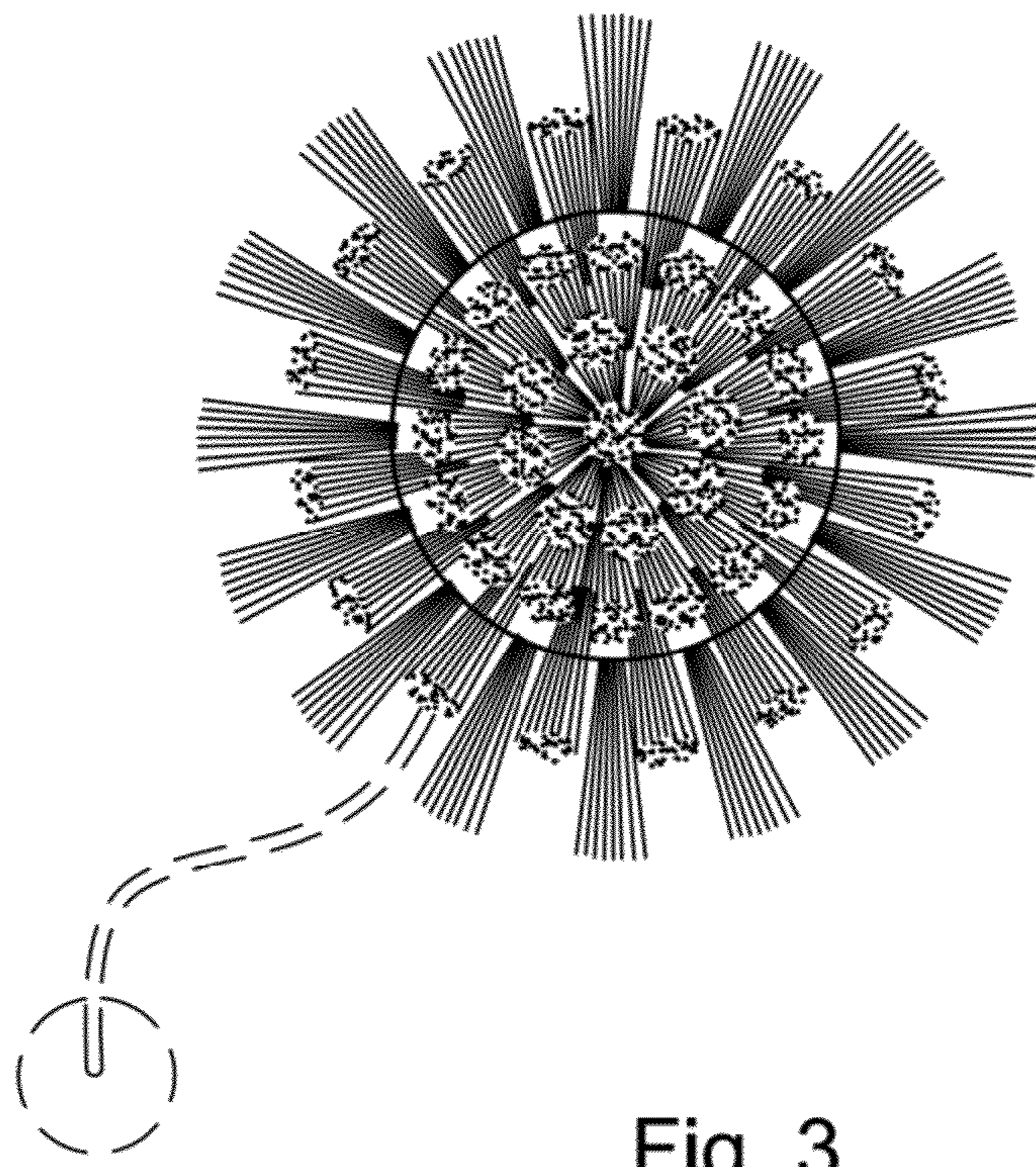


Fig. 3