



US00D716046S

(12) **United States Design Patent**
Mullen et al.

(10) **Patent No.:** **US D716,046 S**
(45) **Date of Patent:** **** Oct. 28, 2014**

(54) **BADMINTON/VOLLEYBALL NET BASE AND STORAGE CASE**

D508,165 S * 8/2005 Catania D3/269
D509,061 S * 9/2005 Catania D3/269
D588,908 S * 3/2009 Silvenis et al. D9/424

(71) Applicant: **Franklin Sports, Inc.**, Stoughton, MA (US)

OTHER PUBLICATIONS

(72) Inventors: **Trevor Mullen**, Hingham, MA (US);
Ryan Fritschy, Quincy, MA (US)

Sports equipment,outdoor, Convenient to carry, badminton set,including badminton net rack, battledore and badminton and a case. Store [online]. Alibaba, 1999-2014 [retrieved on Jul. 23, 2014]. Retrieved from the Internet: <URL: http://www.alibaba.com/product-detail/Sports-equipment-outdoor-Convenient-to-carry_729125536.html>.*

(73) Assignee: **Franklin Sports, Inc.**, Stoughton, MA (US)

Quick Fordable Practice Net for Badminton. Store [online]. Alibaba, 1999-2014 [retrieved on Jul. 23, 2014]. Retrieved from the Internet: <URL: <http://www.indiamart.com/meltbookconvergence/innovative-outcourt-products.html>>.*

(**) Term: **14 Years**

* cited by examiner

(21) Appl. No.: **29/461,585**

(22) Filed: **Jul. 25, 2013**

(51) **LOC (10) Cl.** **03-01**

Primary Examiner — Adir Aronovich

(52) **U.S. Cl.**

Assistant Examiner — Ethiene Salgado-Rodriguez

USPC **D3/254**

(74) *Attorney, Agent, or Firm* — Joseph B Bowman

(58) **Field of Classification Search**

CPC B25H 3/006

(57) **CLAIM**

USPC 206/349, 363, 372, 373; D3/201, 204,
D3/205, 254, 256, 269, 273, 281, 282,
D3/294; D9/415, 424

The ornamental design for a badminton/volleyball net base and storage case, as shown and described.

See application file for complete search history.

DESCRIPTION

(56) **References Cited**

FIG. 1 is a front and right side perspective view of a badminton/volleyball net base and storage case showing our new design;

U.S. PATENT DOCUMENTS

D220,861 S * 6/1971 Brefka et al. D3/256
D231,151 S * 4/1974 Brefka et al. D3/256
D245,456 S * 8/1977 Barrett D3/256
D245,457 S * 8/1977 Barrett D3/256
D255,508 S * 6/1980 Hughes D3/256
D478,419 S * 8/2003 Kavovit D3/282
D500,595 S * 1/2005 Kavovit D3/282
D506,868 S * 7/2005 Kavovit D3/282

FIG. 2 is a front elevational view thereof;

FIG. 3 is a rear elevational view thereof;

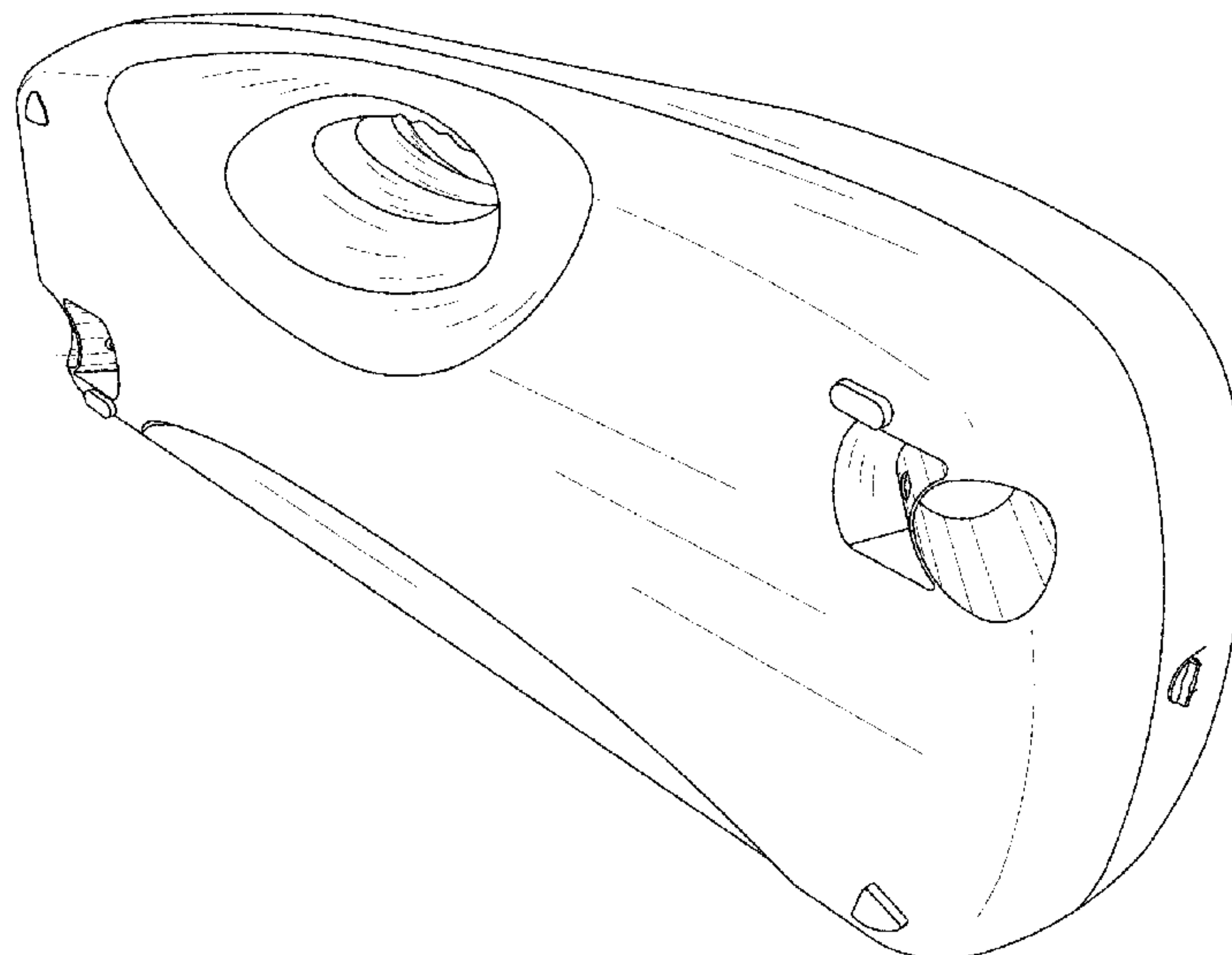
FIG. 4 is a left side elevational view thereof;

FIG. 5 is a right side elevational view thereof;

FIG. 6 is a bottom plan view thereof; and,

FIG. 7 is a top plan view thereof.

1 Claim, 7 Drawing Sheets



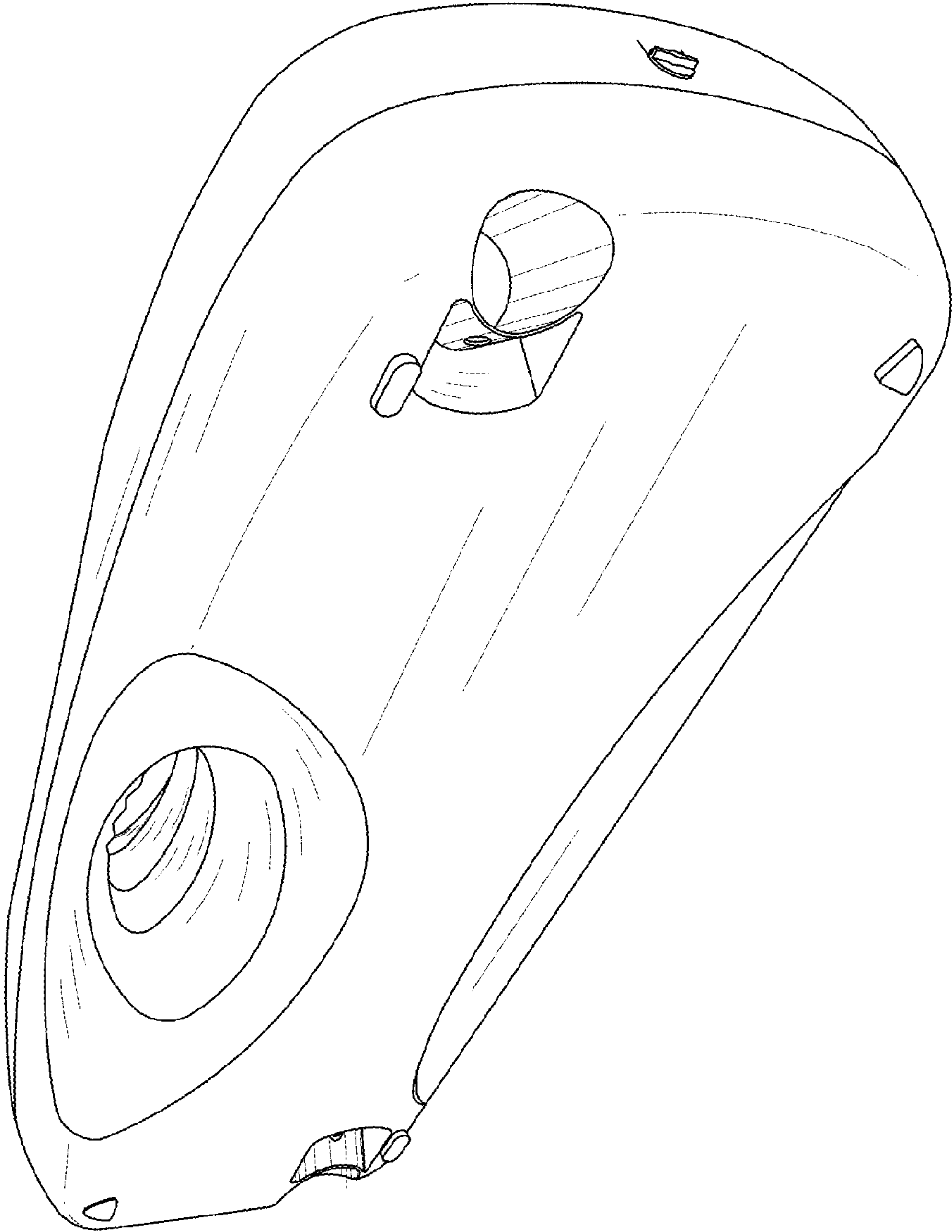


FIG. 1

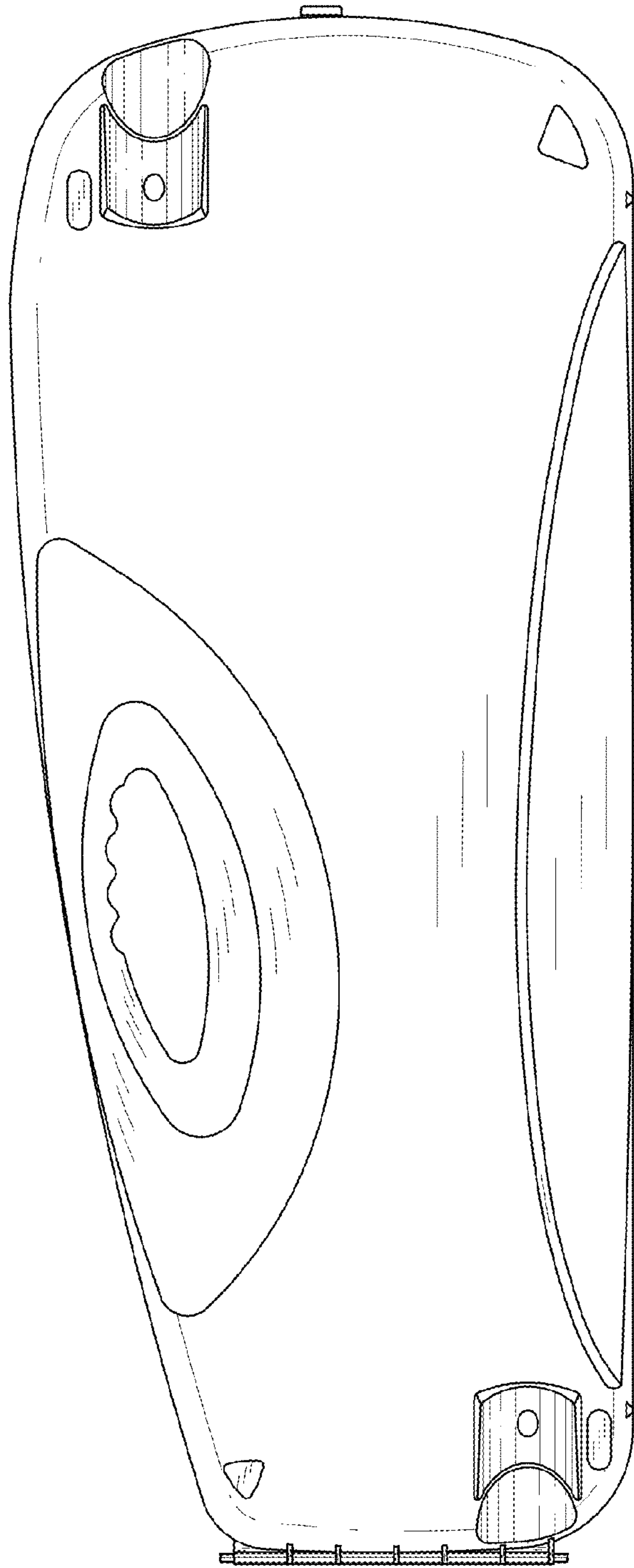


FIG. 2

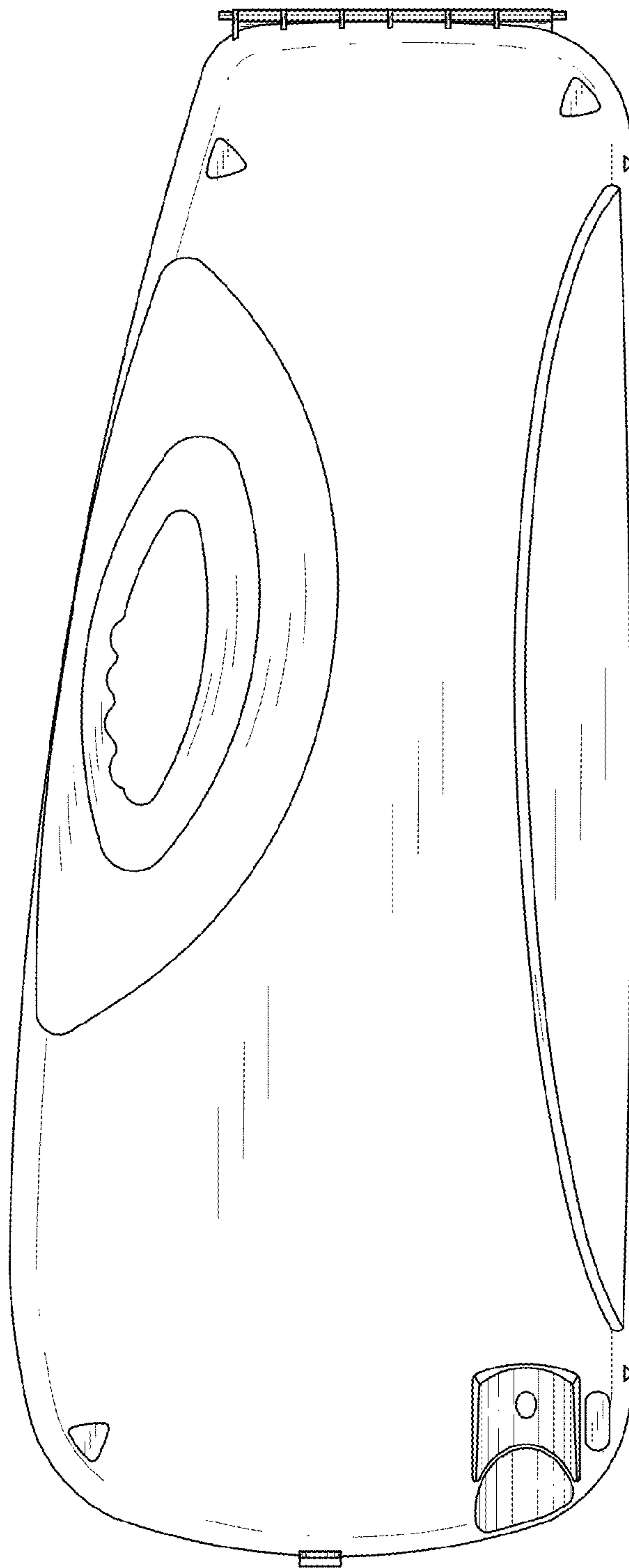


FIG. 3

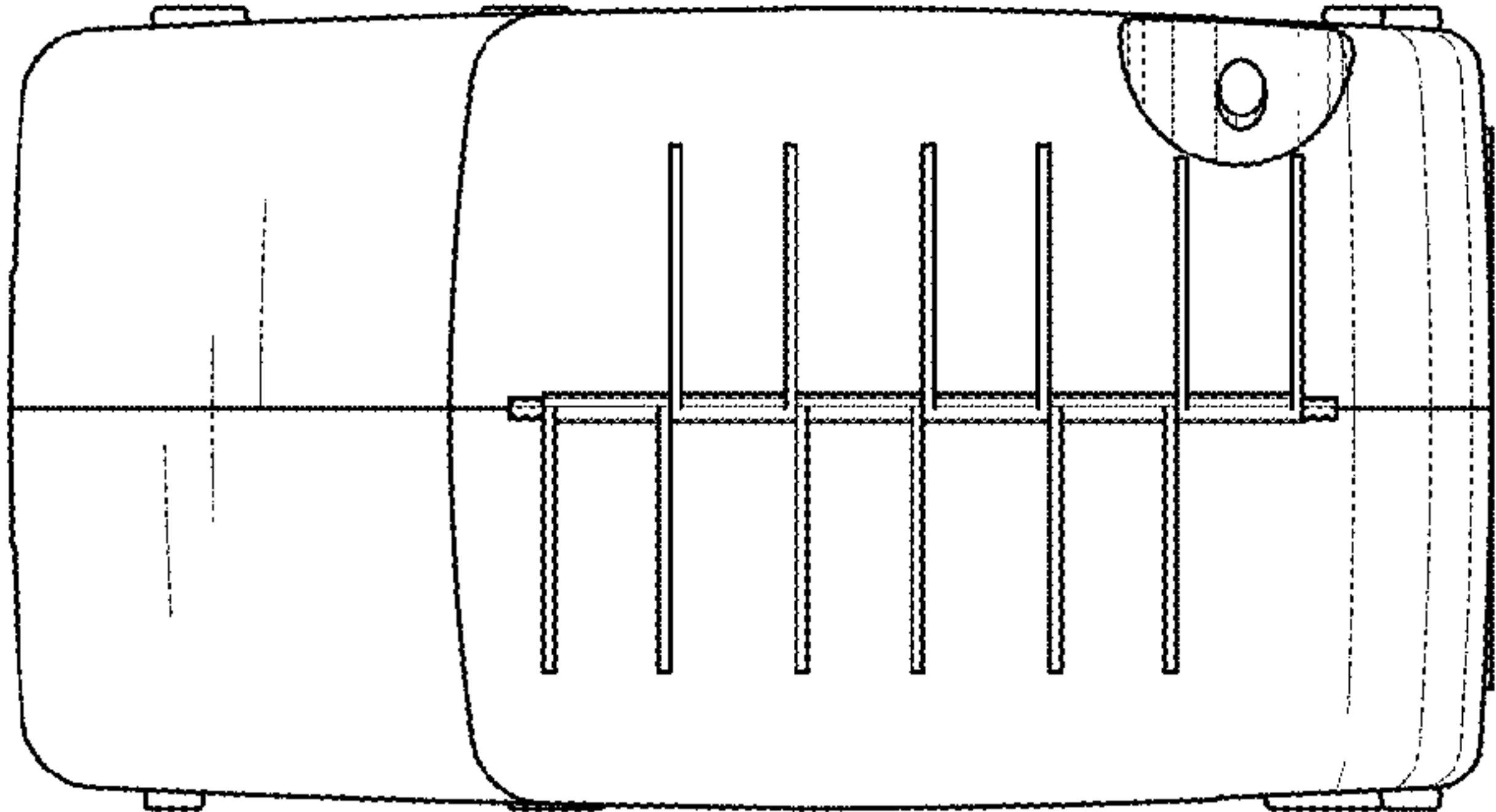


FIG. 4

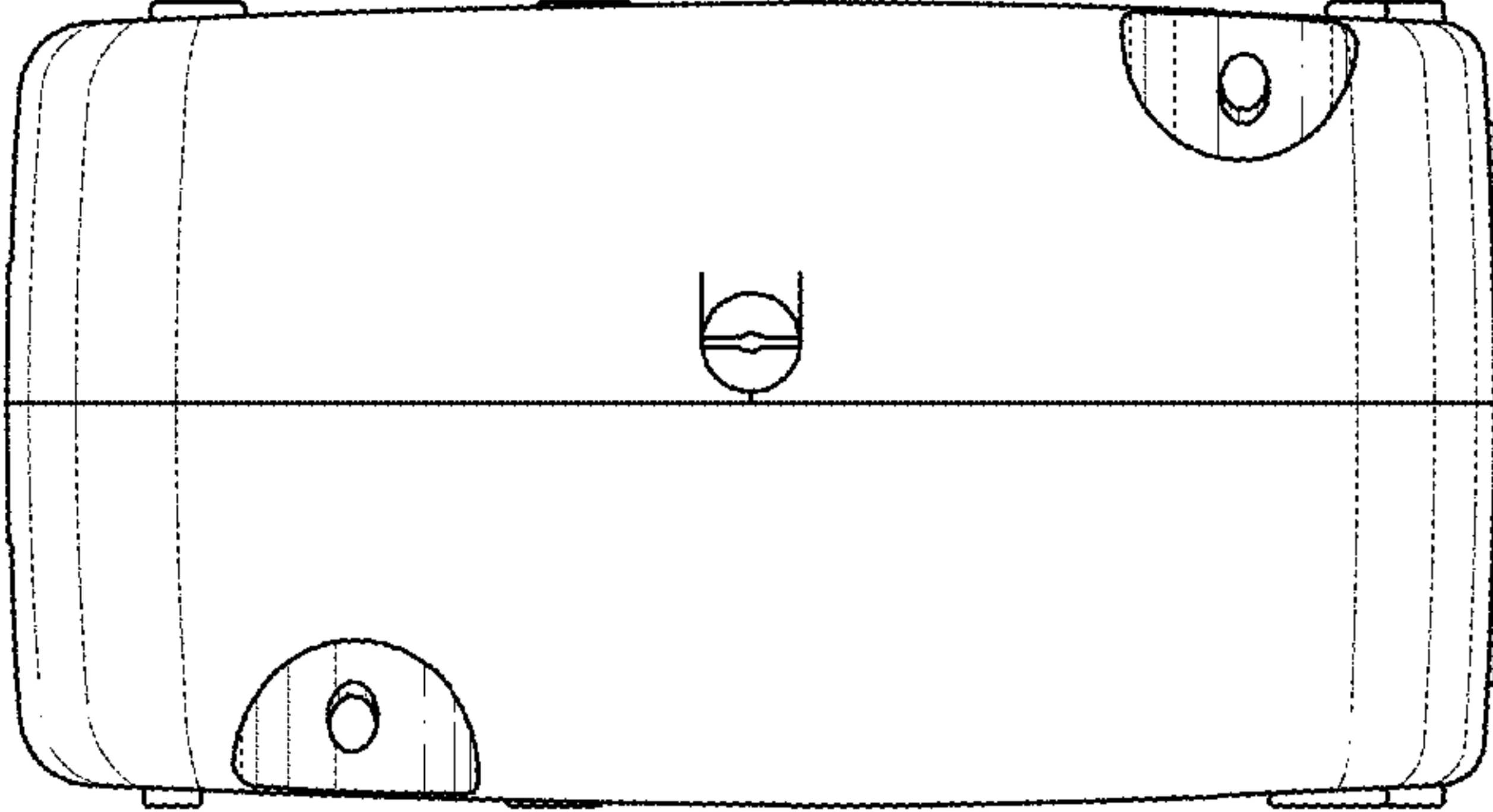


FIG. 5




FIG. 6

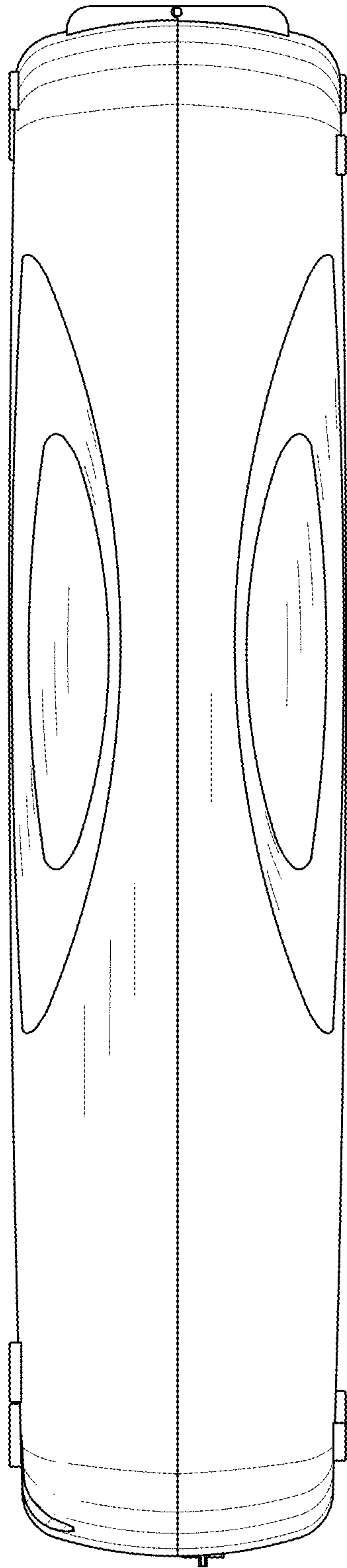


FIG. 7