



US00D716044S

(12) **United States Design Patent**
Wilk

(10) **Patent No.:** **US D716,044 S**
(45) **Date of Patent:** **** Oct. 28, 2014**

(54) **CARD HOLDING BAND**

(71) Applicant: **Daniel Wilk**, Deerfield, IL (US)

(72) Inventor: **Daniel Wilk**, Deerfield, IL (US)

(**) Term: **14 Years**

(21) Appl. No.: **29/465,475**

(22) Filed: **Aug. 28, 2013**

(51) **LOC (10) Cl.** **03-01**

(52) **U.S. Cl.**
USPC **D3/247**

(58) **Field of Classification Search**
CPC F16G 11/046; A63B 2009/004; A63B
55/008
USPC 150/131–149, 152, 165; 206/39, 232,
206/424, 425, 457, 494, 534; 40/124.01,
40/124.06, 124.09, 358, 910–912;
D14/250; D3/203.1, 203.5, 203.6,
D3/203.8, 225–227, 247–253, 299, 301,
D3/303, 328, 318, 300; 24/129 R, 16 PB
See application file for complete search history.

(56) **References Cited**

U.S. PATENT DOCUMENTS

5,042,113 A * 8/1991 Severson et al. 24/16 PB
D522,244 S * 6/2006 Toler et al. D3/318
D524,543 S * 7/2006 Toler et al. D3/318
D663,413 S * 7/2012 Amarasinghe D24/110.1
D679,693 S * 4/2013 Rashid D14/250
D693,580 S * 11/2013 Baker D3/328
2003/0015561 A1 * 1/2003 Enes 224/260
2004/0206793 A2 * 10/2004 Enes 224/260

OTHER PUBLICATIONS

Grab N Go Band—Not a wallet. Not a phone case. Its Both!.
Kickstarter [online]. Danny Wilk, 2013 [retrieved on May 23, 2014].

Retrieved from the Internet: <URL: www.kickstarter.com/projects/
1617196615/grab-n-go-band-the-bare-necessities-of-life>.*
Why a Rubber Band Is the Best Wallet I’ve Ever Had. Blog [online].
Justin Garrison, 2013 [retrieved on May 23, 2014]. Retrieved from
the Internet: <URL: www.lifehacker.com/5993929/whythe-band-
wallet-is-the-best-wallet-ever>.*

* cited by examiner

Primary Examiner — Adir Aronovich
Assistant Examiner — Ethiene Salgado-Rodriguez
(74) *Attorney, Agent, or Firm* — Neal, Gerber & Eisenberg
LLP

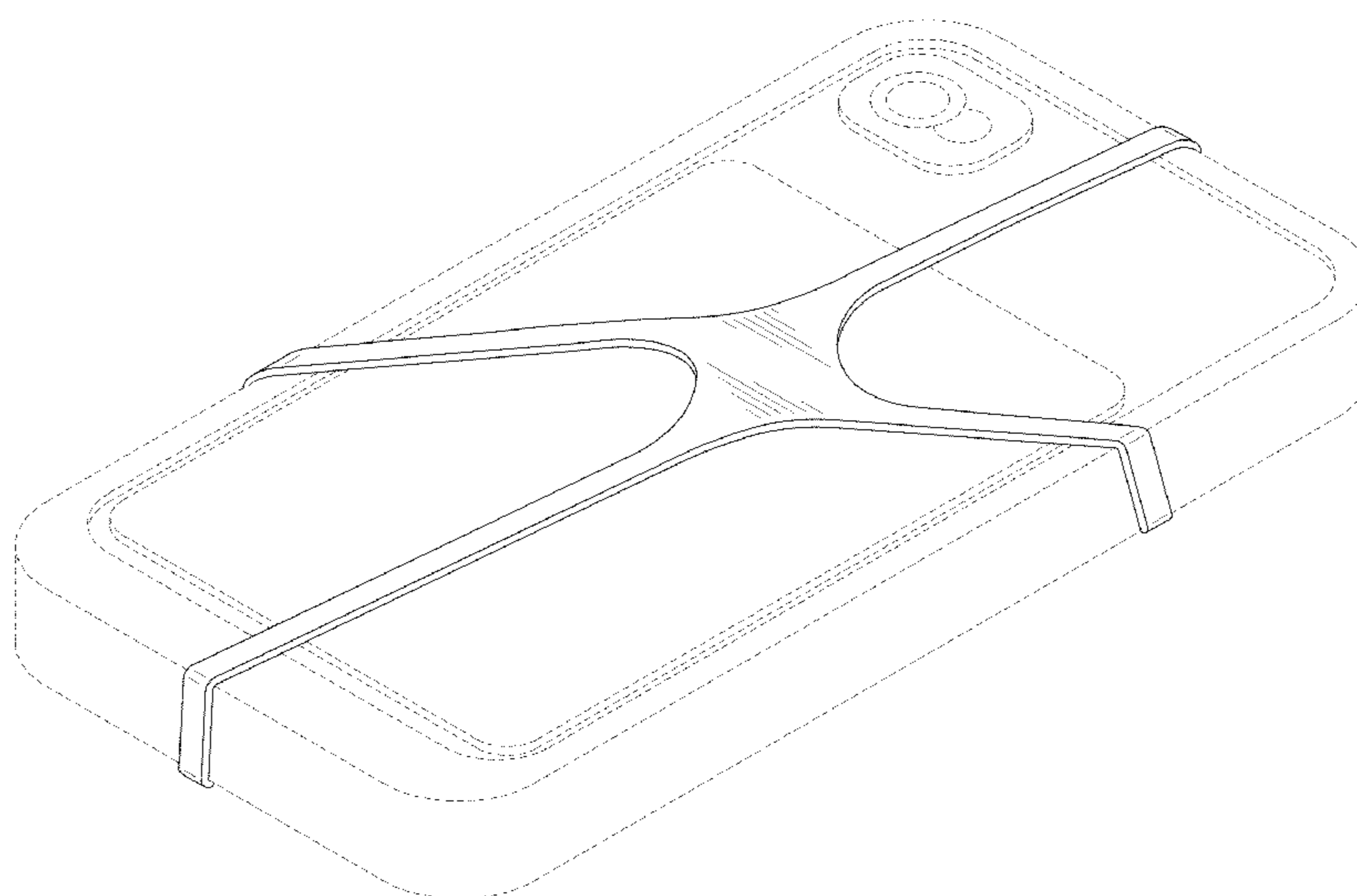
(57) **CLAIM**

The ornamental design for a card holding band, as shown and
described herein.

DESCRIPTION

FIG. 1 is a rear perspective view of a card holding band
showing my new design;
FIG. 2 is a rear elevational view thereof;
FIG. 3 is a front elevational thereof;
FIG. 4 is a left side elevational view thereof;
FIG. 5 is a right side elevational view thereof;
FIG. 6 is a top plan view thereof;
FIG. 7 is a bottom plan view thereof;
FIG. 8 is a rear perspective view of the card holding band
shown in an alternate position;
FIG. 9 is a rear elevational view thereof;
FIG. 10 is a front elevational thereof;
FIG. 11 is a left side elevational view thereof;
FIG. 12 is a right side elevational view thereof;
FIG. 13 is a top plan view thereof; and,
FIG. 14 is a bottom plan view thereof.
The broken line portions throughout the figures are shown to
illustrate environment only and form no part of the claimed
design.

1 Claim, 8 Drawing Sheets



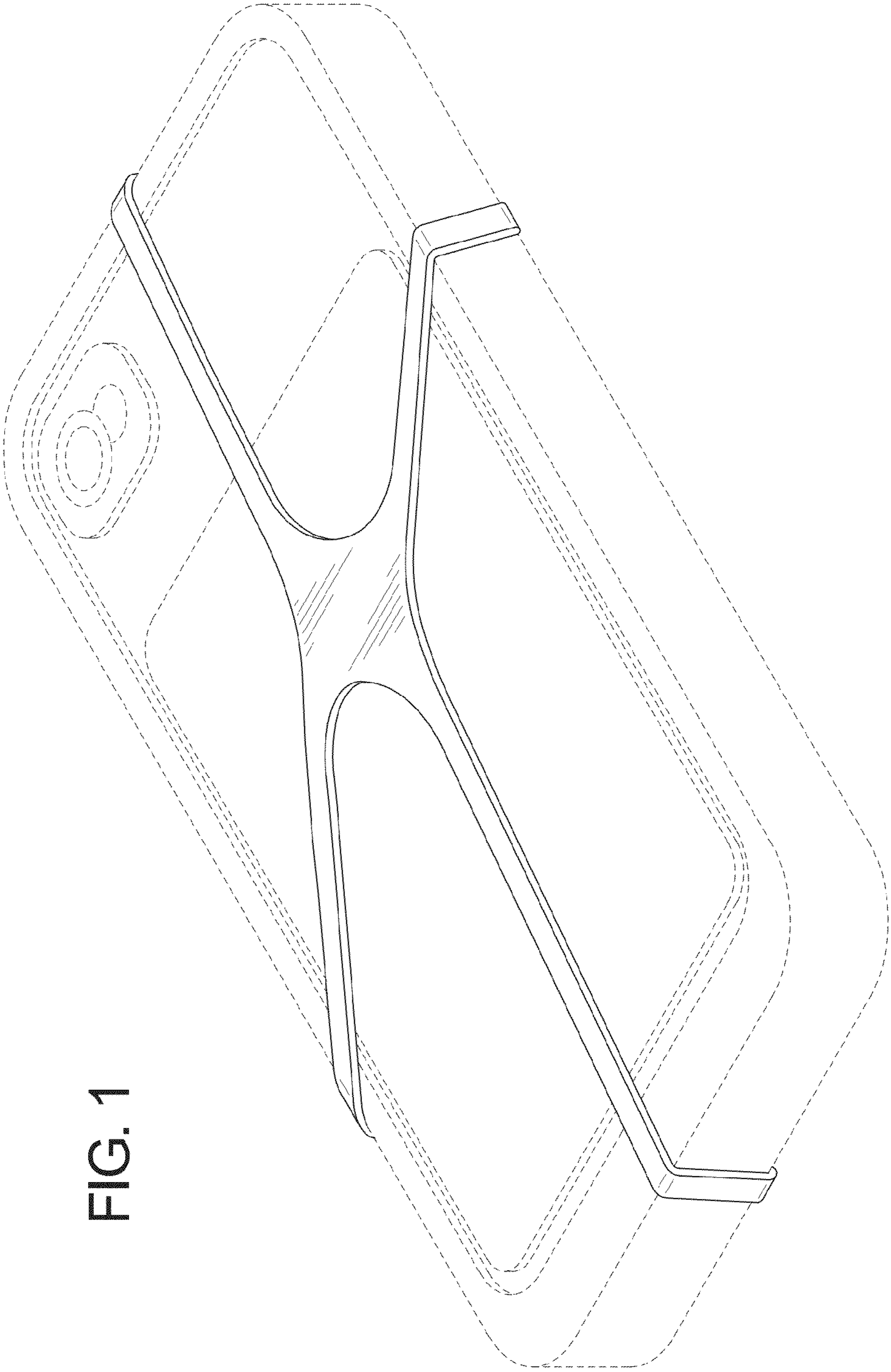
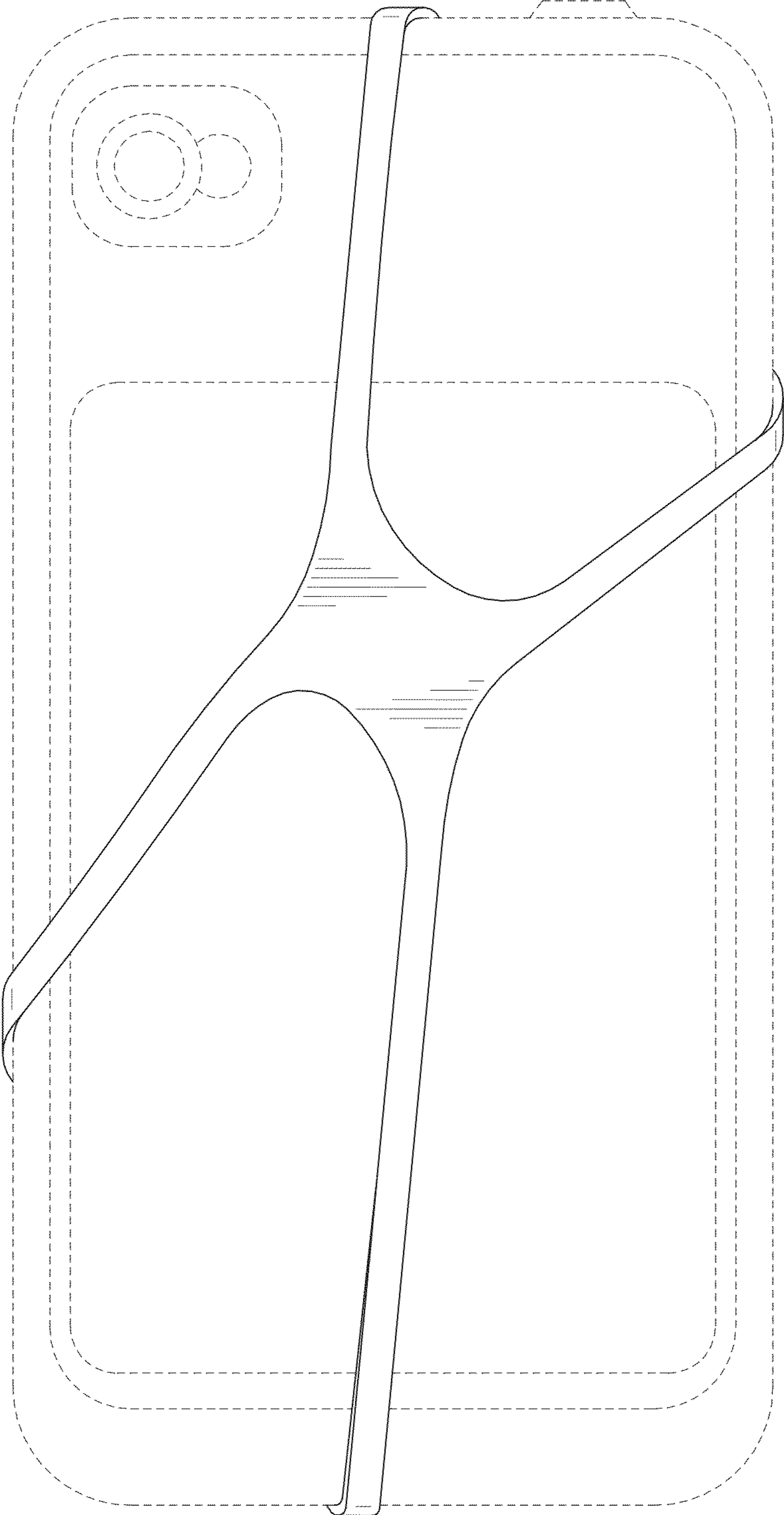


FIG. 1

FIG. 2






FIG. 3

FIG. 4




FIG. 5




FIG. 6

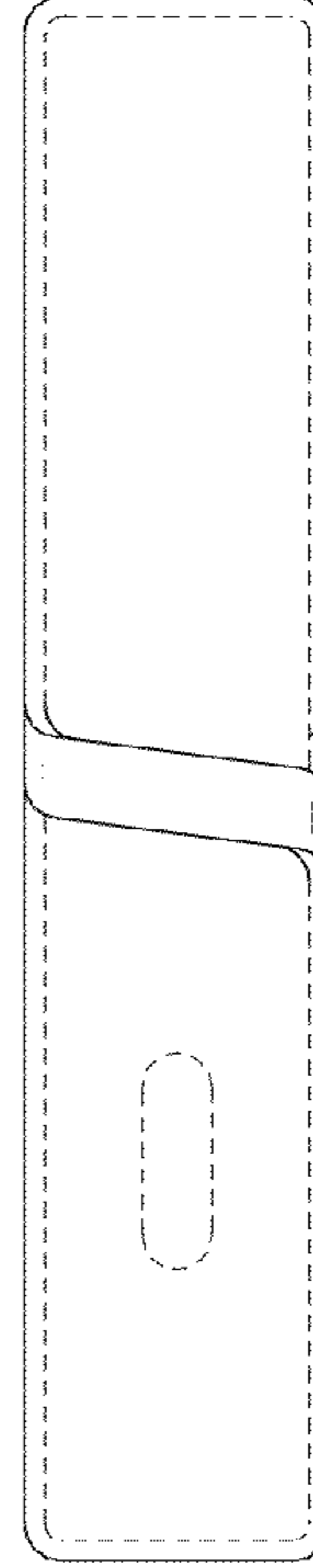
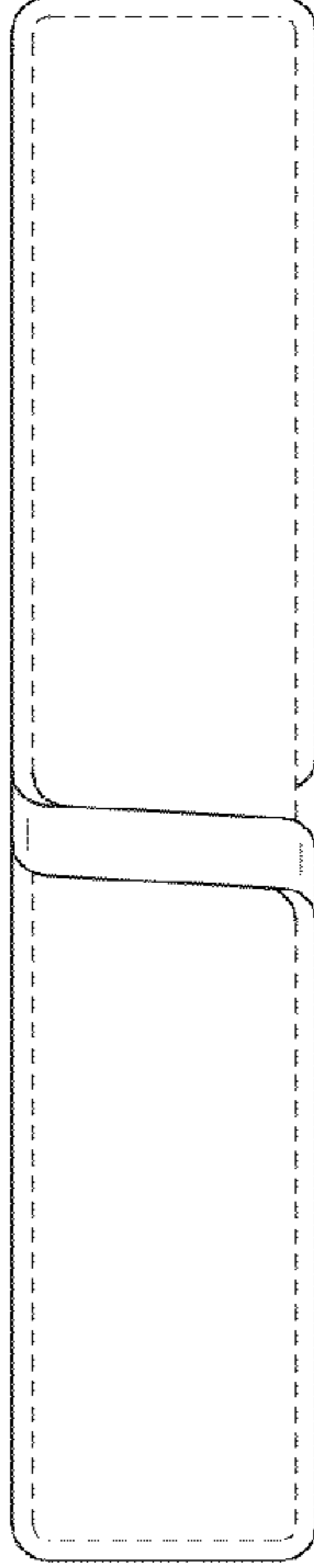


FIG. 7



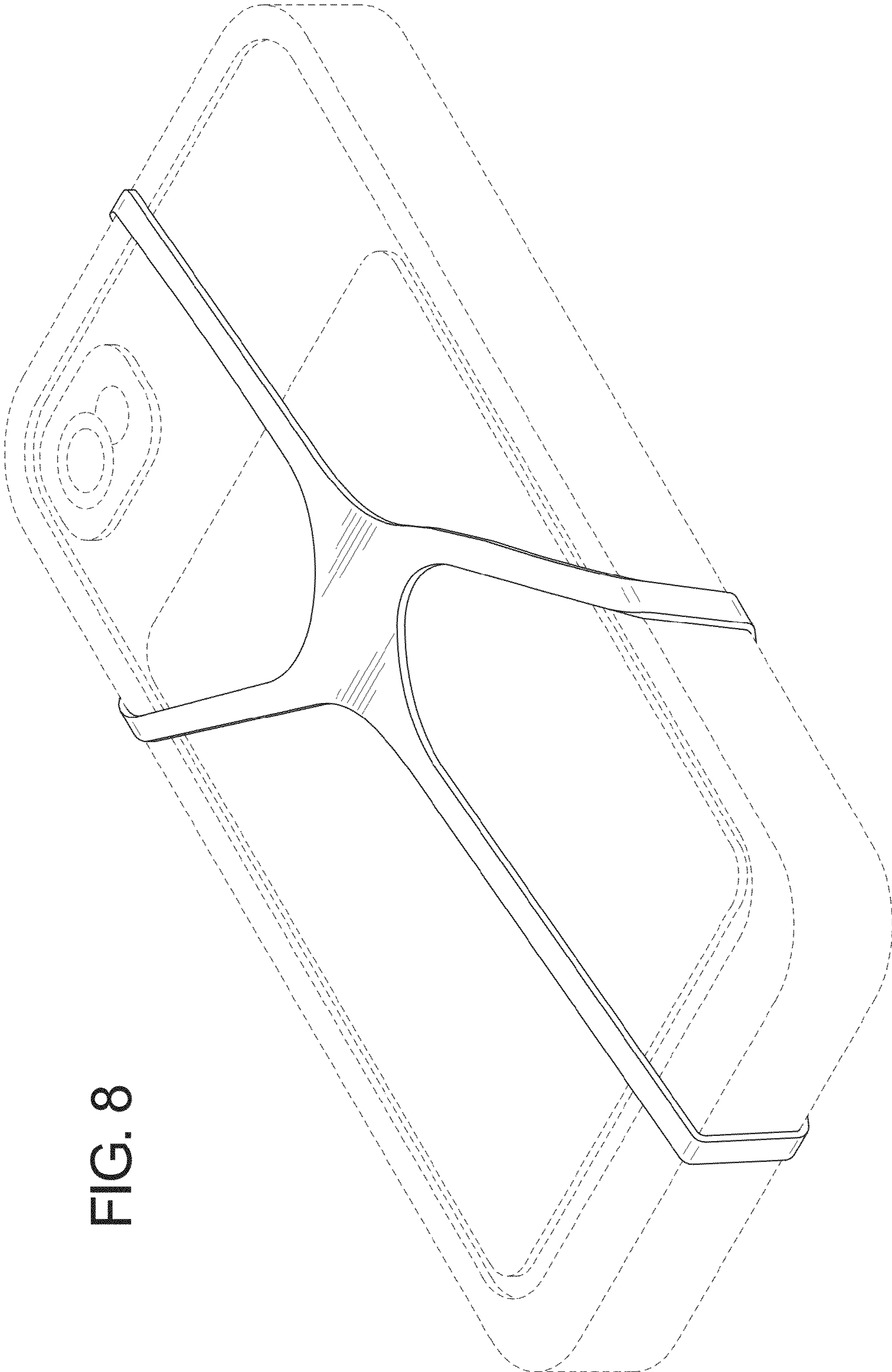


FIG. 8

FIG. 9

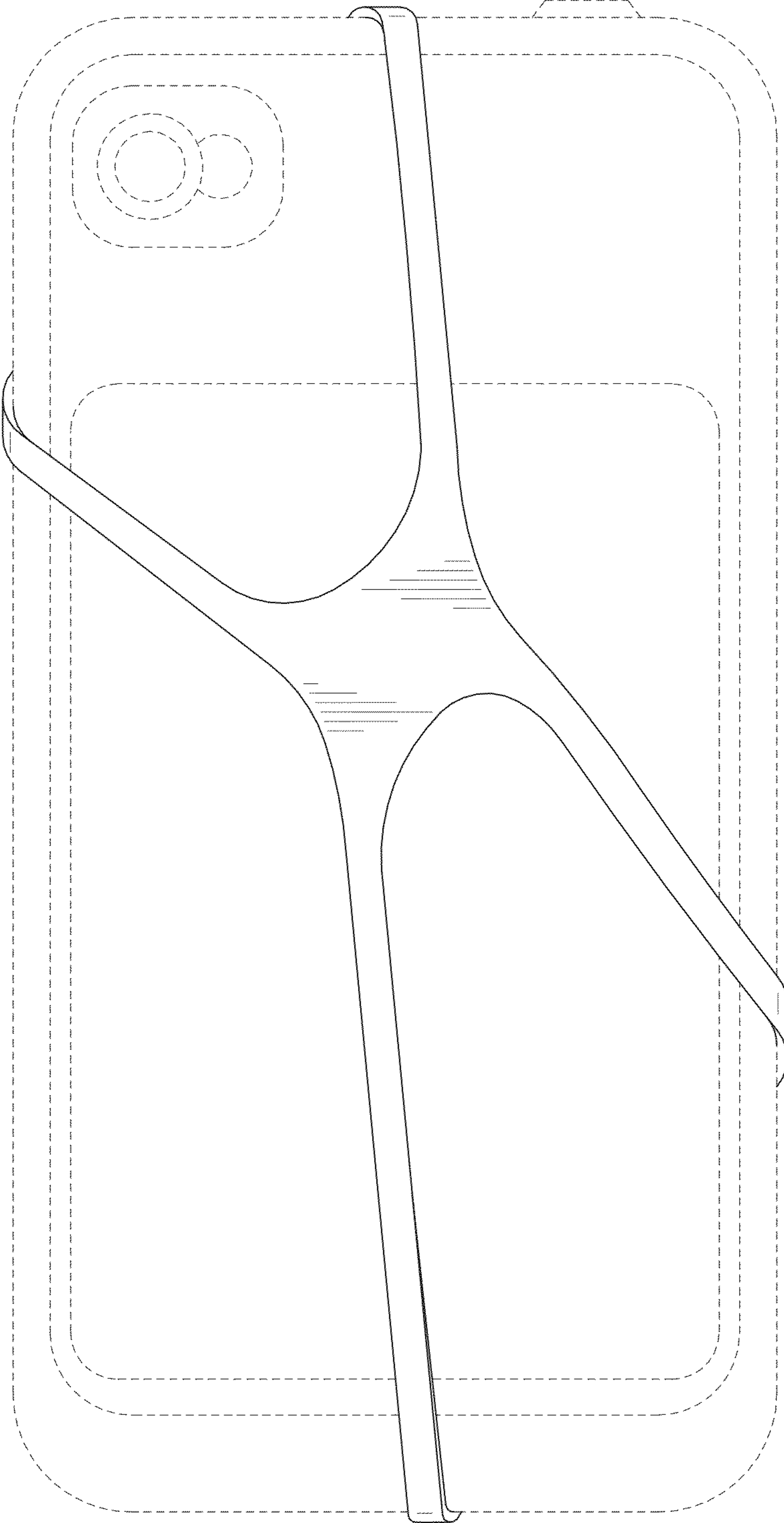


FIG. 10




FIG. 11




FIG. 12




FIG. 13

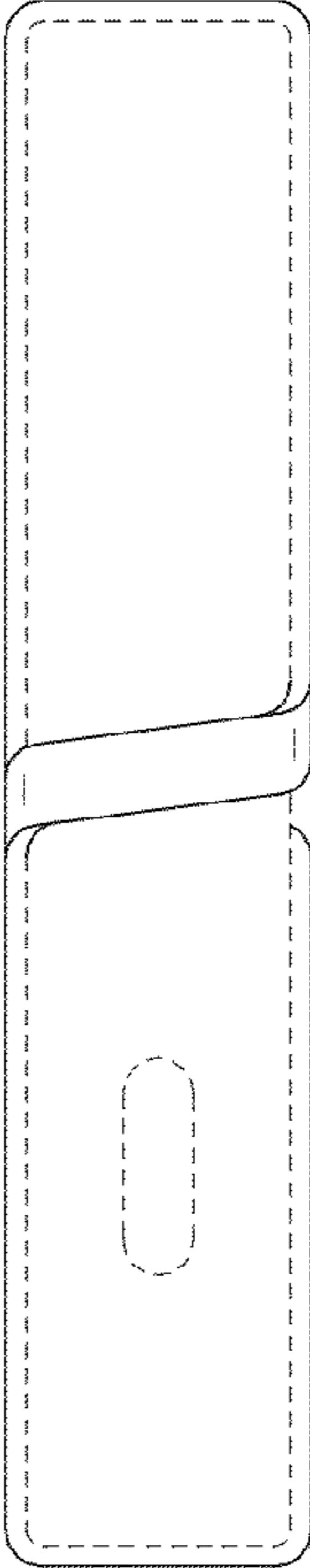


FIG. 14

