

US00D716036S

(12) **United States Design Patent**
Petrie

(10) **Patent No.:** **US D716,036 S**
(45) **Date of Patent:** **** Oct. 28, 2014**

- (54) **SHOE UPPER**
- (71) Applicant: **NIKE, Inc.**, Beaverton, OR (US)
- (72) Inventor: **Jason G. Petrie**, Portland, OR (US)
- (73) Assignee: **NIKE, Inc.**, Beaverton, OR (US)
- (**) Term: **14 Years**
- (21) Appl. No.: **29/492,529**
- (22) Filed: **May 30, 2014**
- (51) **LOC (10) Cl.** **02-99**
- (52) **U.S. Cl.**
USPC **D2/972**
- (58) **Field of Classification Search**
USPC D2/902, 906-908, 944, 946, 969,
D2/972-974, 976; 36/45, 50.1, 77 M, 77 R,
36/83, 88, 113, 114, 126-131
See application file for complete search history.

D530,069 S	10/2006	Schoenborn et al.	
D533,712 S	12/2006	Fuerst	
D540,019 S	4/2007	Belley et al.	
D546,548 S	7/2007	Wozniak	
D549,441 S	8/2007	Chang	
D561,445 S	2/2008	Belley et al.	
D622,049 S	8/2010	Amphyon	
D642,780 S	8/2011	Raysse	
D649,768 S	* 12/2011	Petrie	D2/972
D659,371 S	* 5/2012	Yano et al.	D2/972
D661,081 S	* 6/2012	Mermet	D2/972
D661,885 S	6/2012	Williams, Jr.	
D662,299 S	6/2012	Raysse	

(Continued)

OTHER PUBLICATIONS

Nike Footwear Catalog, 1996 Spring Footwear, p. 145, published Jun. 1995, NIKE, Inc., USA.

(Continued)

Primary Examiner — Dominic Simone
(74) *Attorney, Agent, or Firm* — Banner & Witcoff, Ltd.

(56) **References Cited**
U.S. PATENT DOCUMENTS

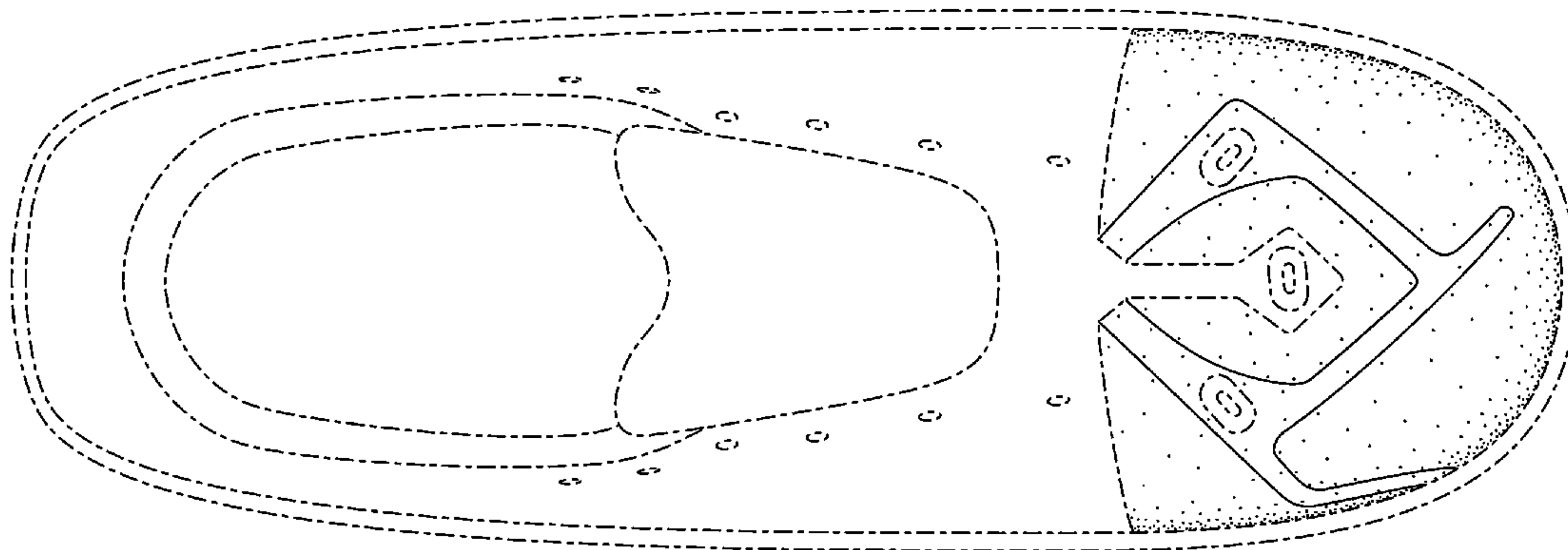
D18,384 S	*	6/1888	Hiller	D2/974
D52,630 S	*	11/1918	Bott	D2/972
D63,933 S	*	2/1924	Centrone	D2/974
1,695,225 A	*	12/1928	Bohr	D2/974
D87,530 S	*	8/1932	Leverone	D2/973
D297,881 S		10/1988	Le et al.	
D299,183 S		1/1989	Brown	
D386,898 S	*	12/1997	Van Noy	D2/972
D398,751 S		9/1998	Werman	
D428,244 S		7/2000	Young	
D432,780 S	*	10/2000	Hardy	D2/972
D433,218 S		11/2000	Lupo	
D440,394 S		4/2001	Avar	
D515,799 S		2/2006	Bertholon	
D516,286 S		3/2006	Hubbard	
D519,271 S		4/2006	Hoefl	
D520,723 S		5/2006	Hoefl	
D528,765 S		9/2006	Portzline	

(57) **CLAIM**
The ornamental design for a shoe upper, as shown and described.

DESCRIPTION

FIG. 1 is a front perspective view of a shoe upper showing my new design;
FIG. 2 is a side view thereof;
FIG. 3 is an alternate side view thereof; and,
FIG. 4 is a top view thereof.
The broken lines immediately adjacent to the shaded area represent unclaimed boundaries of the design. The unshaded regions within or adjacent to the shaded area form no part of the claimed design. The broken lines showing the remainder of the shoe are for environmental purposes only and form no part of the claimed design.

1 Claim, 4 Drawing Sheets



(56)

References Cited

U.S. PATENT DOCUMENTS

D662,300 S	6/2012	Christopherson
D668,858 S	10/2012	Shaffer
D679,083 S	4/2013	Bosomworth
D684,761 S	6/2013	Williams, Jr.
D701,036 S	3/2014	Martin
D701,037 S	3/2014	Ho et al.
D702,933 S	4/2014	Zito

OTHER PUBLICATIONS

Nike Footwear Catalog, 2003 Fall: Men's and Women's Footwear, p. 14, published Nov. 2002, NIKE, Inc., USA.

Nike Footwear Catalog, 2006 Fall Footwear, p. 148, published Nov. 2005, NIKE, Inc., USA.

Nike Footwear Catalog, 2006 Late Spring Footwear, p. 121, published Sep. 2005, NIKE, Inc., USA.

Nike Footwear Catalog, 2007 Fall Footwear, p. 155, published Nov. 2006, NIKE, Inc., USA.

Nike Footwear Catalog, 2007 Spring Footwear, p. 34, published Jun. 2006, NIKE, Inc., USA.

Nike Footwear Catalog, 2007 Spring Footwear, p. 36, published Jun. 2006, NIKE, Inc., USA.

Nike Footwear Catalog, 2007 Spring Footwear, p. 140, published Jun. 2006, NIKE, Inc., USA.

Nike Footwear Catalog, 2009 Spring: Sport Performance Footwear, p. 15, published May 2008, NIKE, Inc., USA.

* cited by examiner

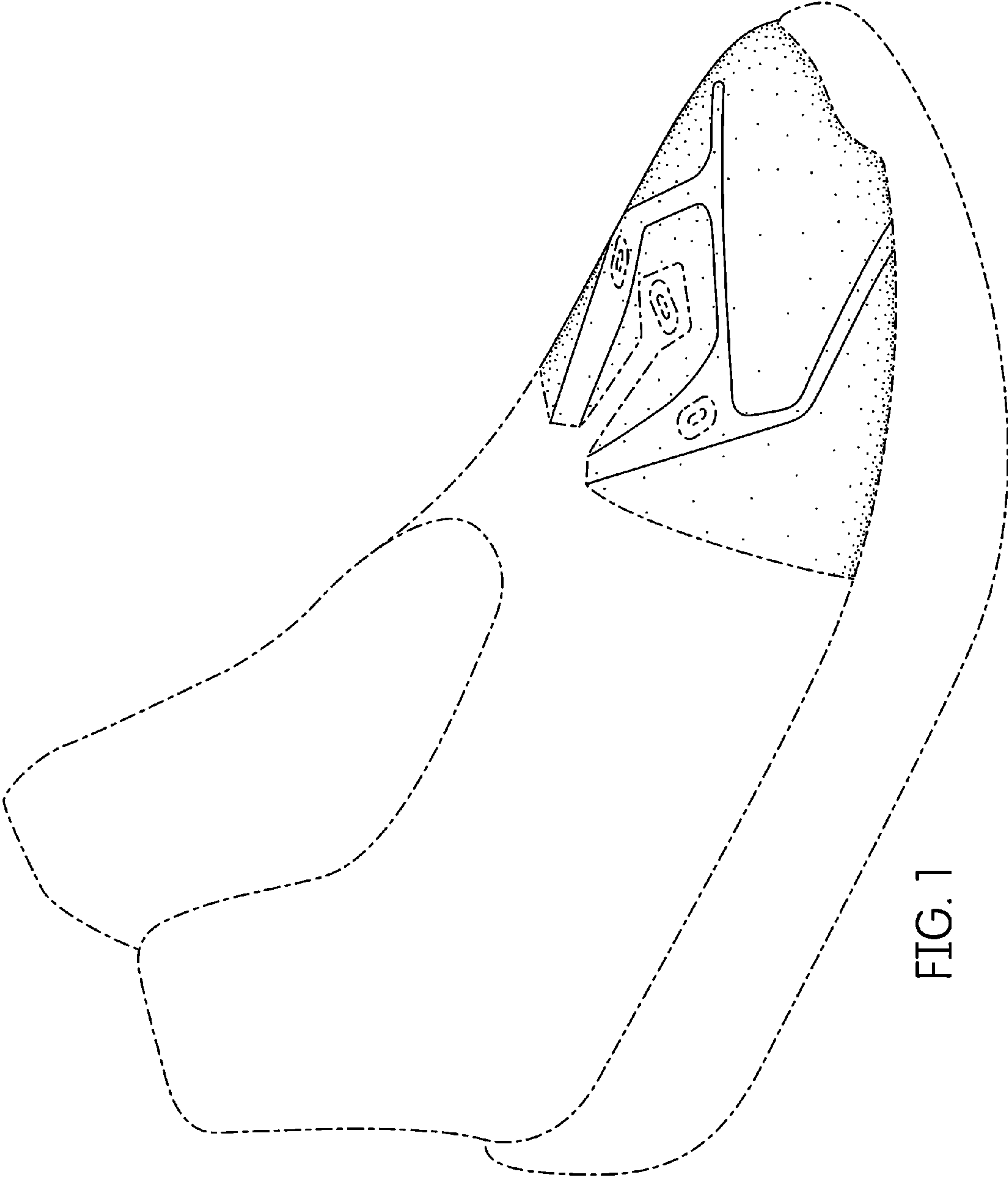


FIG. 1

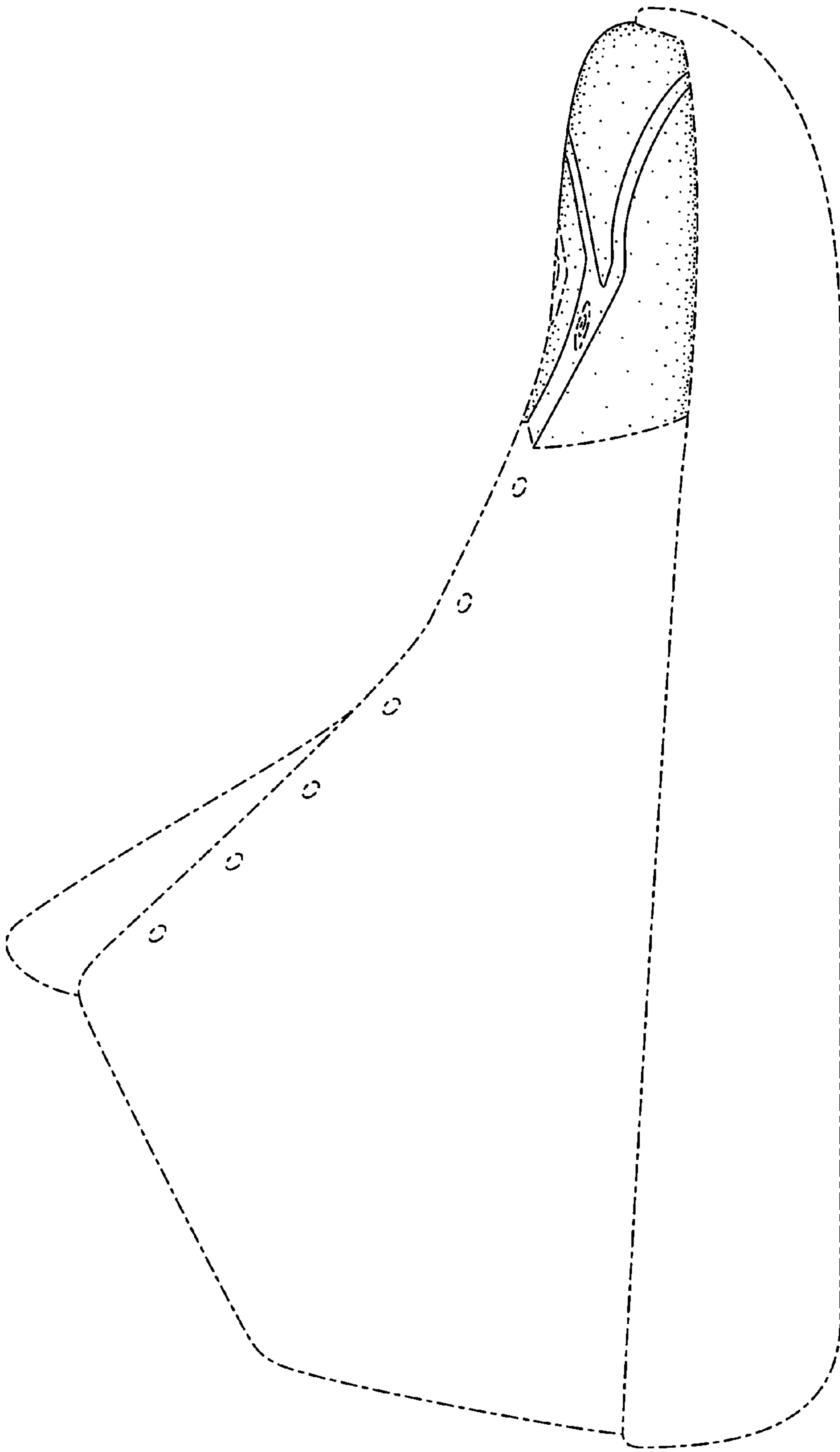


FIG. 2

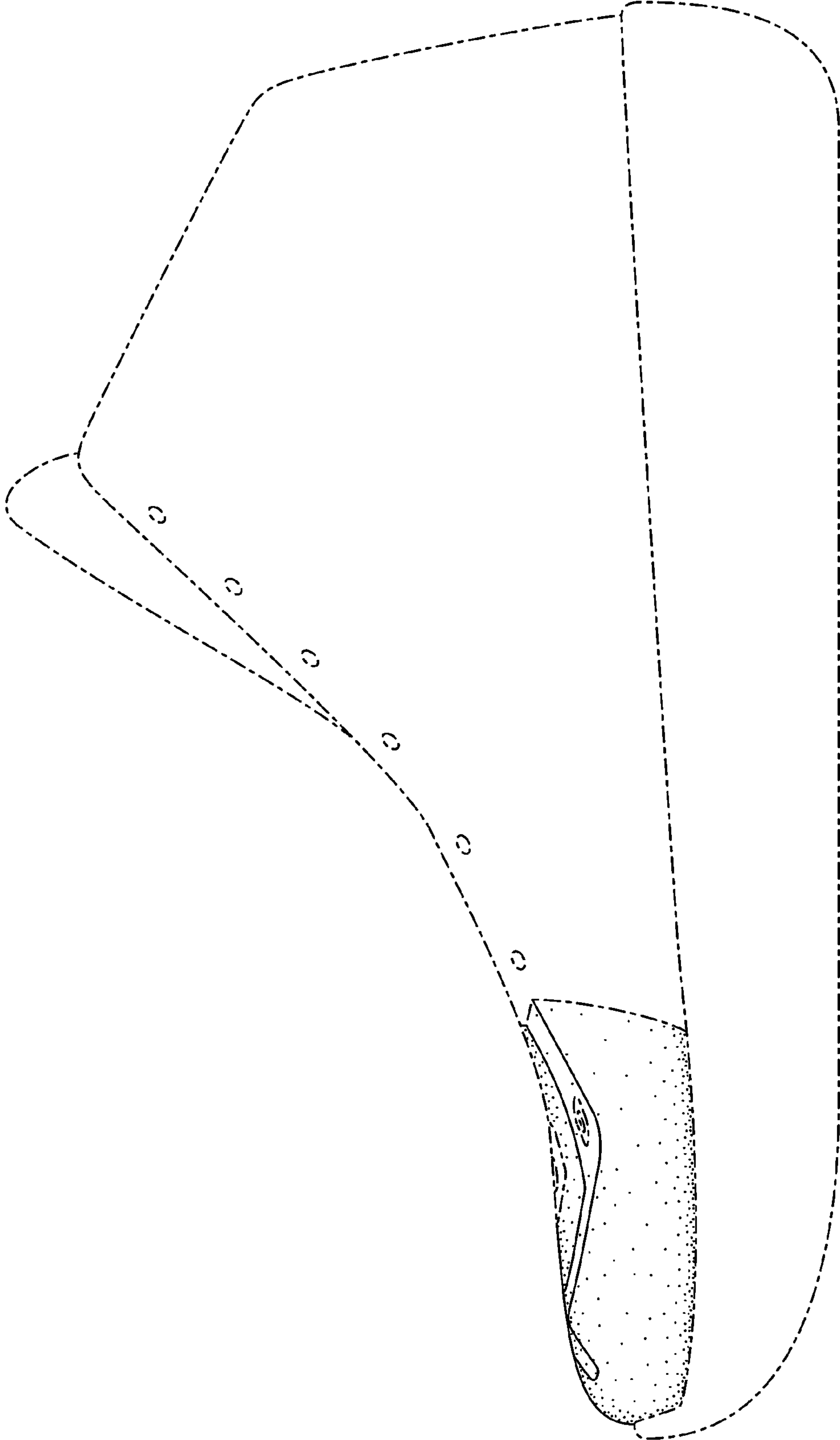


FIG. 3

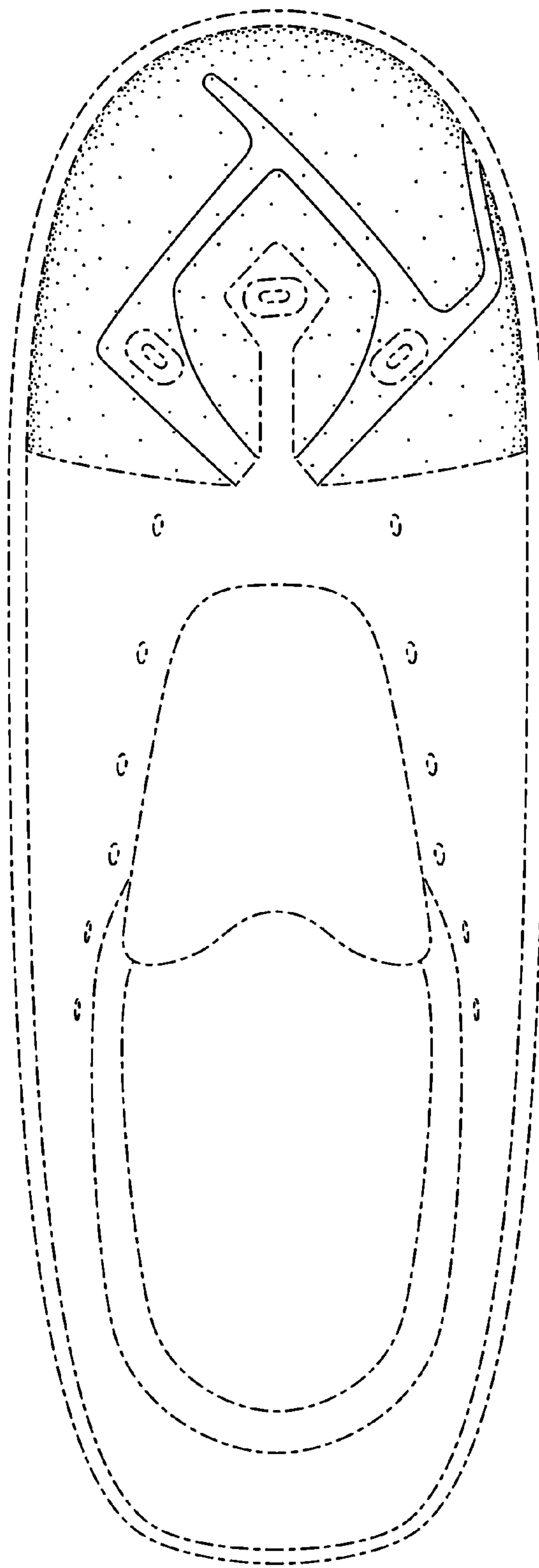


FIG. 4