



US00D716027S

(12) **United States Design Patent**
Kirschner

(10) **Patent No.:** **US D716,027 S**

(45) **Date of Patent:** **** Oct. 28, 2014**

(54) **SHOE OUTSOLE**

(71) Applicant: **NIKE, Inc.**, Beaverton, OR (US)

(72) Inventor: **Ben Kirschner**, Beaverton, OR (US)

(73) Assignee: **NIKE, Inc.**, Beaverton, OR (US)

(**) Term: **14 Years**

(21) Appl. No.: **29/483,711**

(22) Filed: **Feb. 28, 2014**

(51) **LOC (10) Cl.** **02-04**

(52) **U.S. Cl.**
USPC **D2/959**; D2/951; D2/958

(58) **Field of Classification Search**

CPC A43B 13/00; A43B 13/02; A43B 13/023;
A43B 13/026; A43B 13/04; A43B 13/08;
A43B 13/10; A43B 13/12; A43B 13/14;
A43B 13/141; A43B 13/143; A43B 13/16;
A43B 13/18; A43B 13/181; A43B 13/187;
A43B 13/189; A43B 13/20; A43B 13/22;
A43B 13/223; A43B 13/24; A43B 13/28;
A43B 13/30; A43B 13/32; A43B 13/34;
A43B 13/36

USPC D2/902, 906, 908, 916, 918, 925,
D2/946-962, 977; 36/3 B, 22 R, 24.5, 25 R,
36/28, 32 R, 34 R, 59 C, 67 A, 103

See application file for complete search history.

(56) **References Cited**

U.S. PATENT DOCUMENTS

D89,021 S *	1/1933	Brockman	D2/949
D201,372 S *	6/1965	Dobson	D2/946
D253,796 S *	1/1980	Wechsler	D2/952
D257,908 S *	1/1981	Inohara	D2/962
D284,902 S *	8/1986	Lindh	D2/952
D332,862 S *	2/1993	Kiyosawa et al.	D2/959
D334,461 S *	4/1993	Moceri	D2/906
D339,459 S	9/1993	Yoshikawa et al.		

D395,742 S *	7/1998	Wurfbain et al.	D2/957
D420,786 S	2/2000	Ramer et al.		
D444,619 S	7/2001	Marvin et al.		
D487,614 S *	3/2004	Le	D2/952
D492,098 S *	6/2004	Magro	D2/907
D506,055 S *	6/2005	Ringholz	D2/960
6,959,505 B2 *	11/2005	Poe	36/43
D564,191 S *	3/2008	Jensen	D2/958
7,373,738 B2 *	5/2008	Cole, III	36/25 R

(Continued)

OTHER PUBLICATIONS

Nike Footwear Catalog, 2001 Fall: Men's and Women's Footwear, p. M45, published Nov. 2000, NIKE, Inc., USA.

(Continued)

Primary Examiner — T. Chase Nelson

(74) *Attorney, Agent, or Firm* — Banner & Witcoff, Ltd.

(57) **CLAIM**

The ornamental design for a shoe outsole, as shown and described.

DESCRIPTION

FIG. 1 is a front perspective view of a shoe outsole showing my new design;

FIG. 2 is a plan view thereof;

FIG. 3 is a rear perspective view thereof;

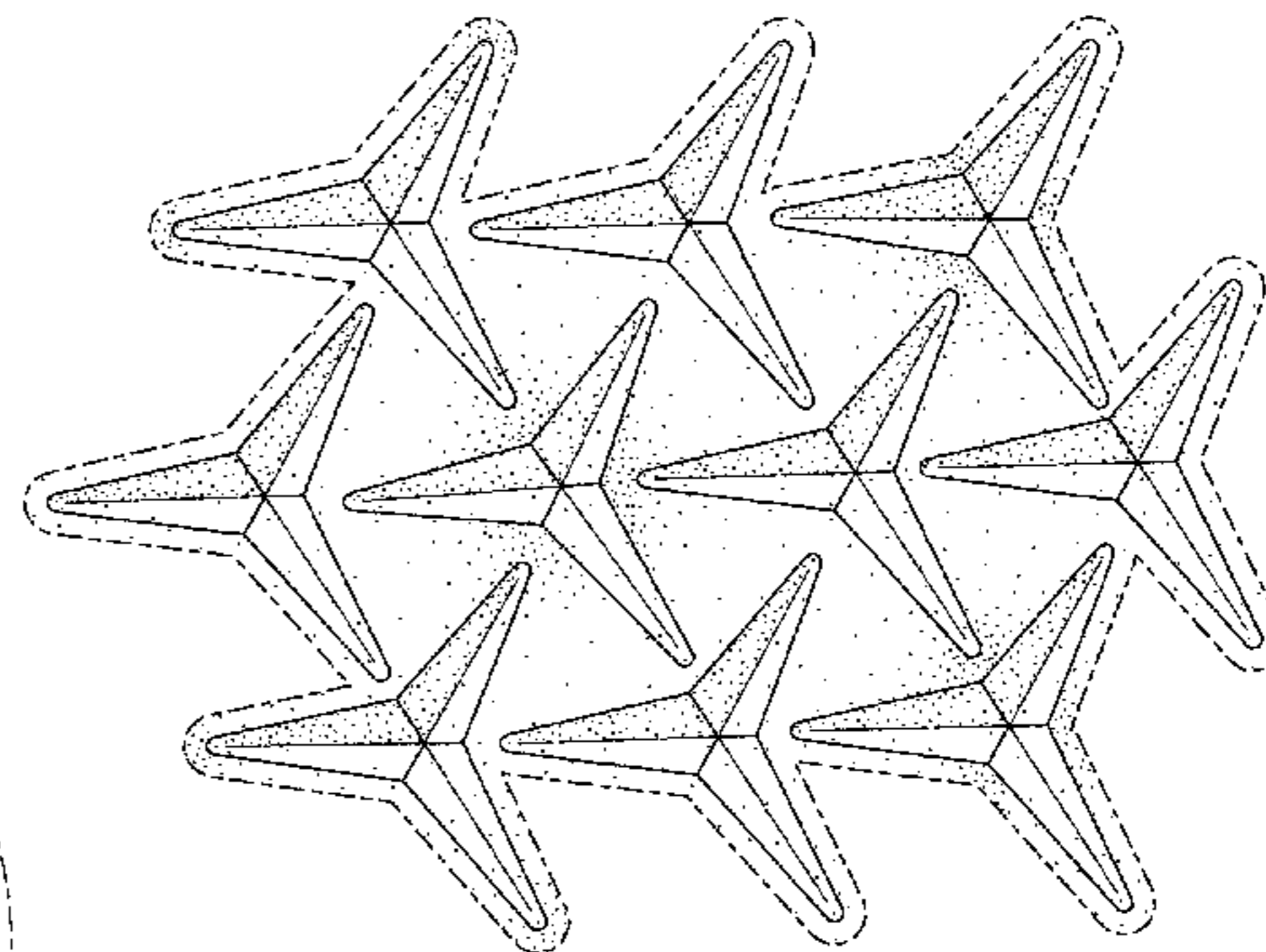
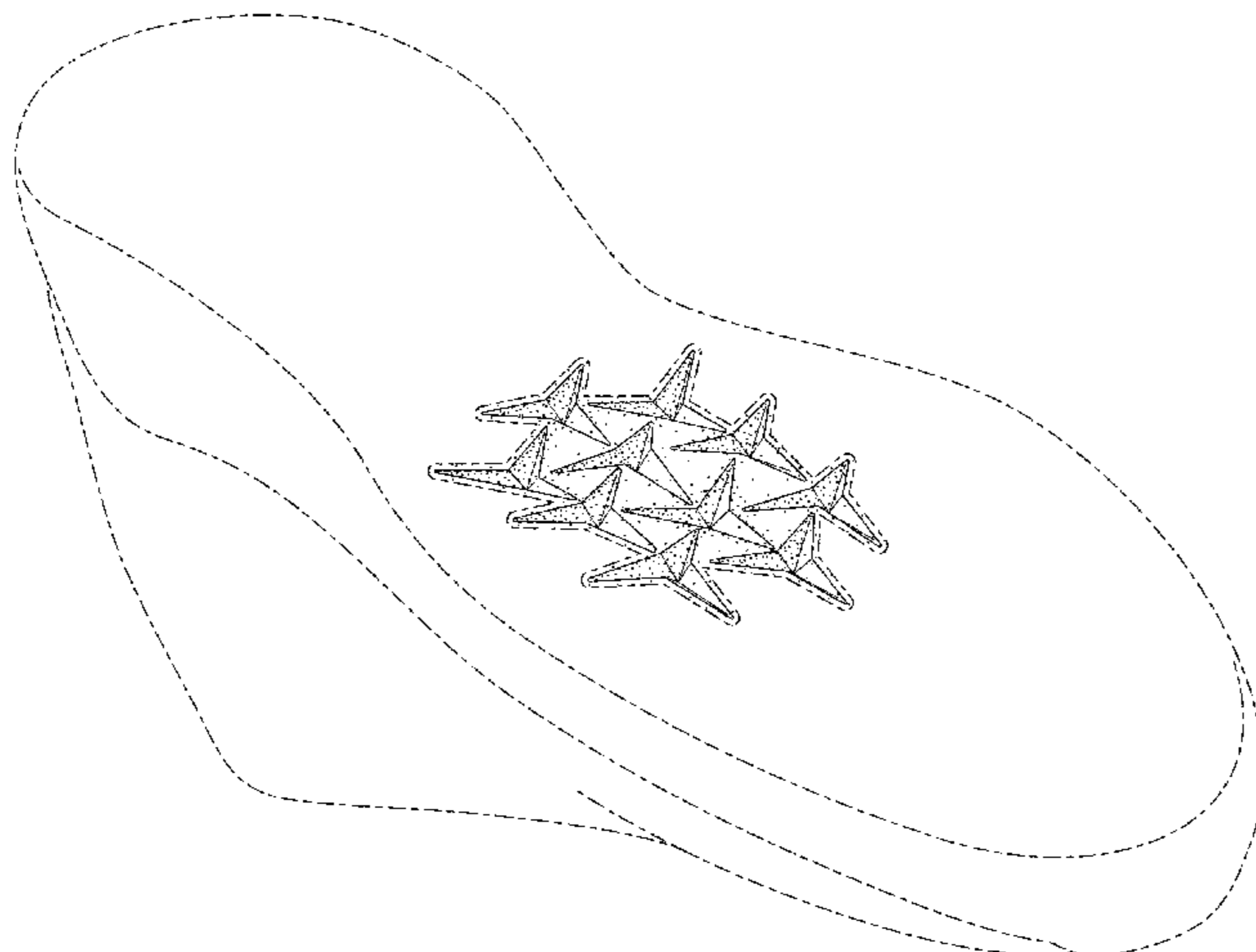
FIG. 4 is an enlarged view of the claimed region in FIG. 1 shown in isolation;

FIG. 5 is an enlarged view of the claimed region in FIG. 2 shown in isolation; and,

FIG. 6 is an enlarged view of the claimed region in FIG. 3 shown in isolation.

The broken lines immediately adjacent to and encircling the shaded area represent unclaimed boundaries of the design. The broken lines showing the remainder of the shoe are for environmental purposes only and form no part of the claimed design.

1 Claim, 6 Drawing Sheets



(56)

References Cited

U.S. PATENT DOCUMENTS

D576,779 S * 9/2008 Belley et al. D2/952
D614,382 S 4/2010 Grenet et al.
D638,616 S 5/2011 Gibson
D639,038 S * 6/2011 Hurayt D2/951
D643,191 S 8/2011 McClaskie
D643,196 S 8/2011 Young
D654,256 S * 2/2012 McClaskie D2/951
D684,347 S * 6/2013 Chang D2/959
D690,920 S * 10/2013 Petrie D2/959
D694,500 S 12/2013 Hardman

D707,935 S * 7/2014 Williams, Jr. D2/959
2011/0247237 A1 * 10/2011 Jara et al. 36/103
2013/0067776 A1 * 3/2013 Auger et al. 36/25 R

OTHER PUBLICATIONS

Nike Footwear Catalog, 2001 Fall: Men's and Women's Footwear, p. W61, published Nov. 2000, NIKE, Inc., USA.
Nike Footwear Catalog, 2011 Spring: Men's Athletic Training Footwear, p. 50, published date unknown, but prior to the filing date of the present application, NIKE, Inc., USA.
Nike Footwear Catalog, 2012 Holiday: Core Performance Footwear, p. 36, published Feb. 2012, NIKE, Inc., USA.

* cited by examiner

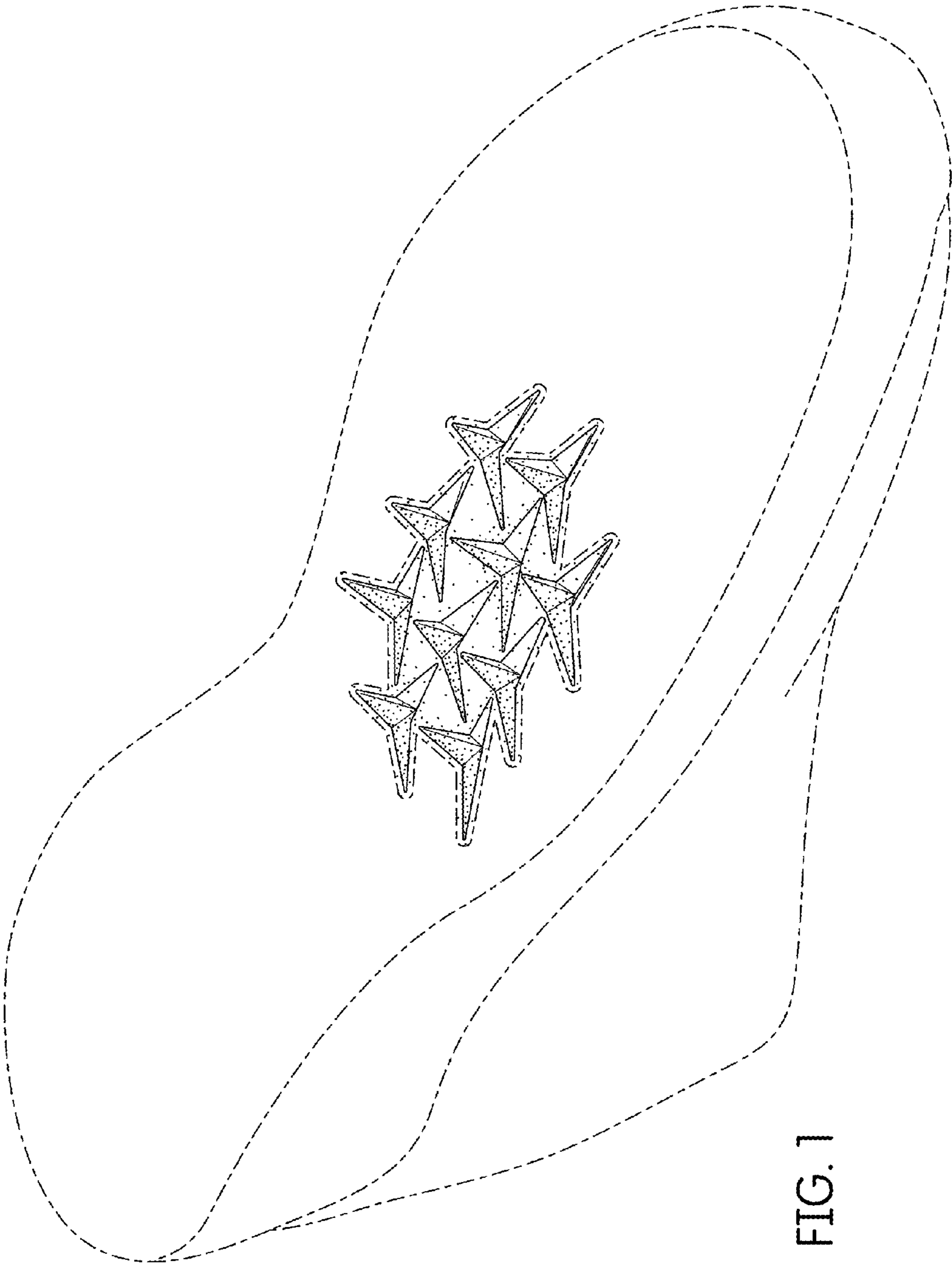


FIG. 1

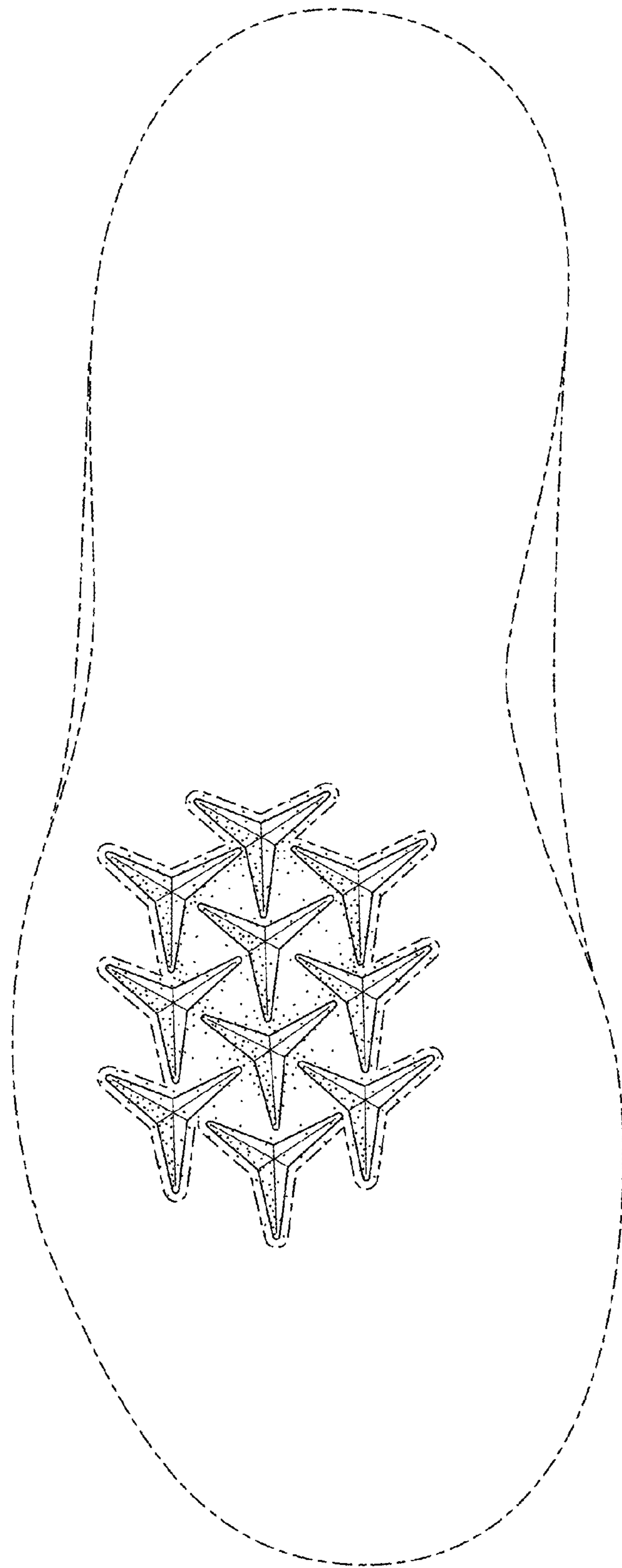


FIG. 2

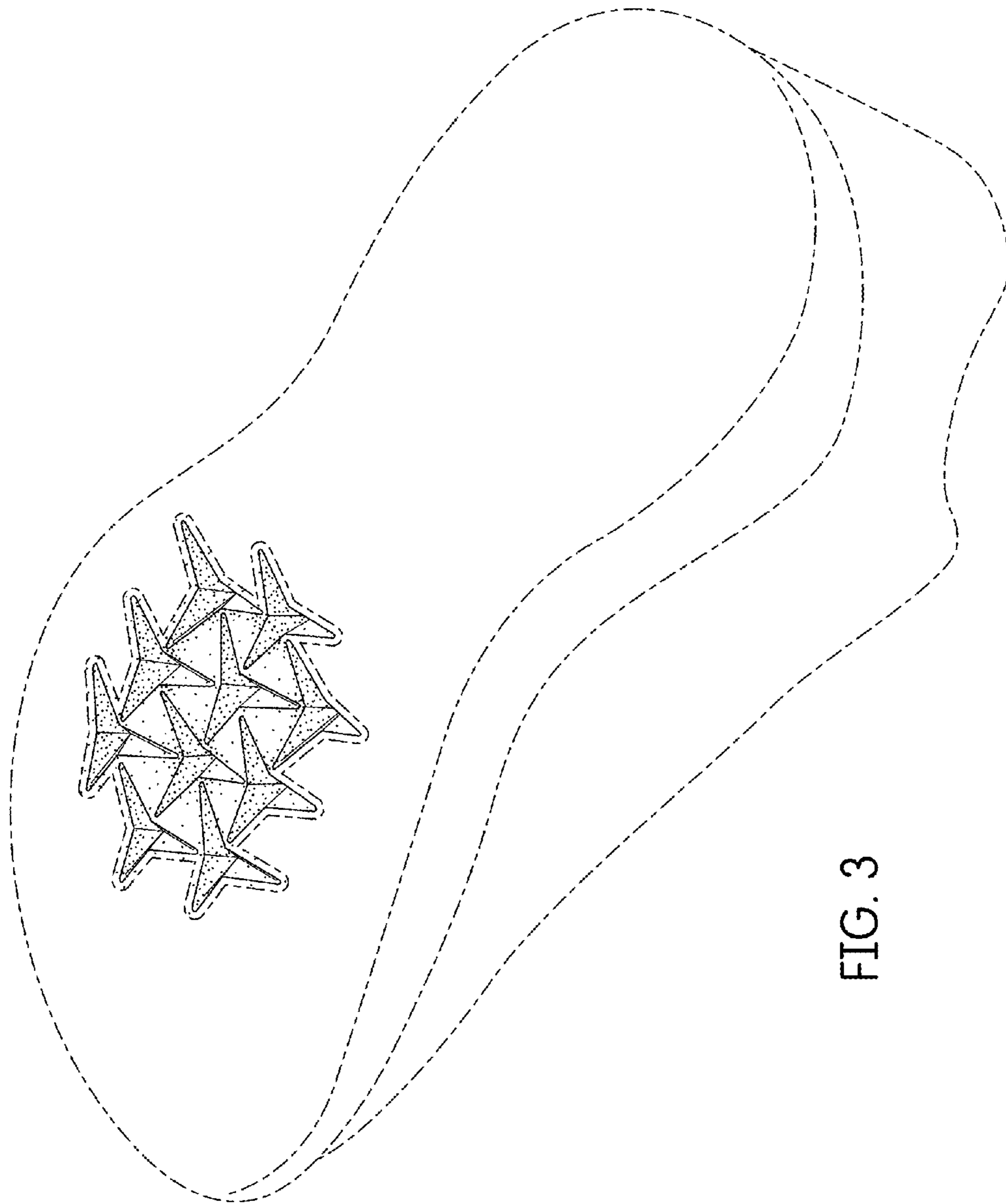


FIG. 3

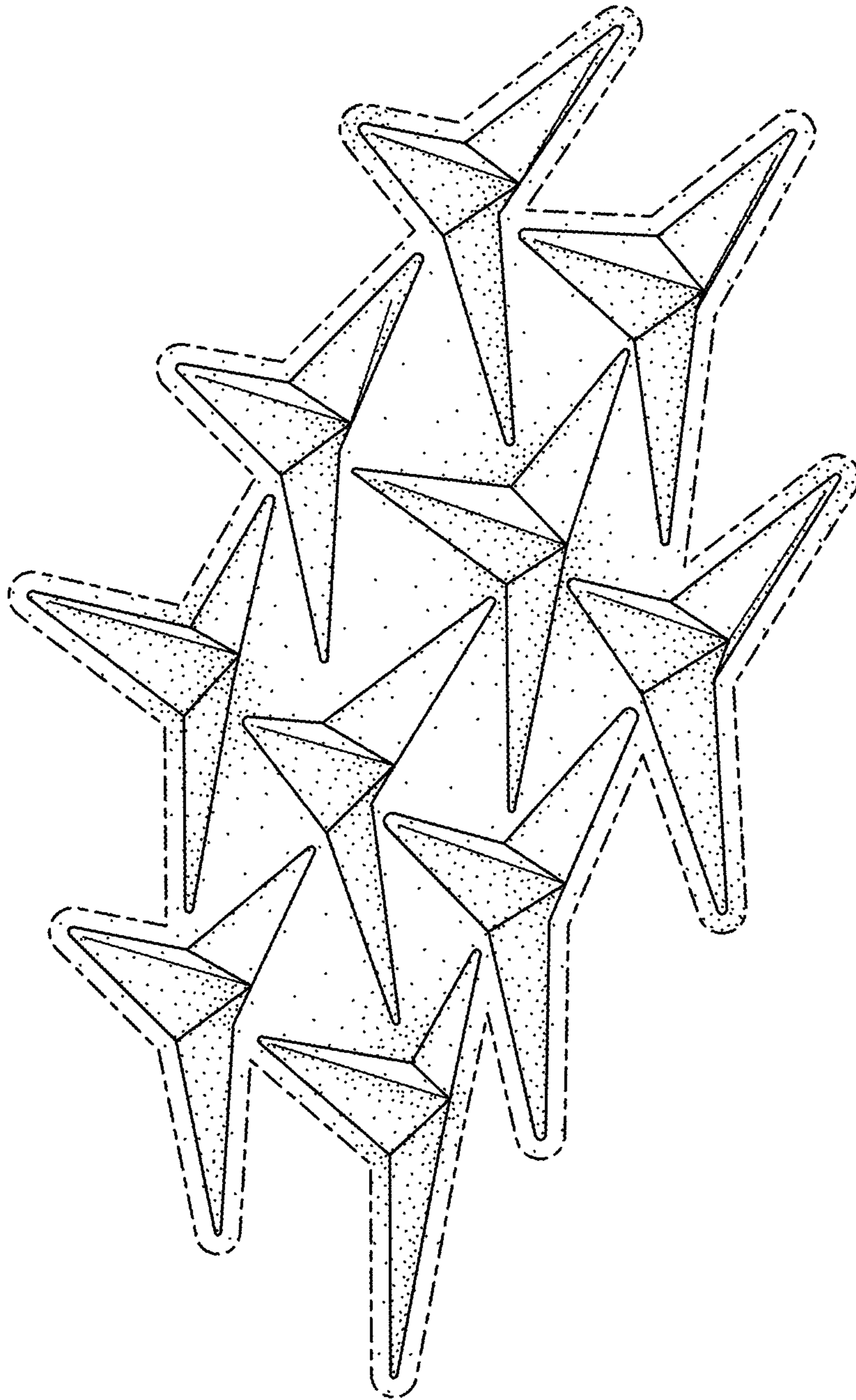


FIG. 4

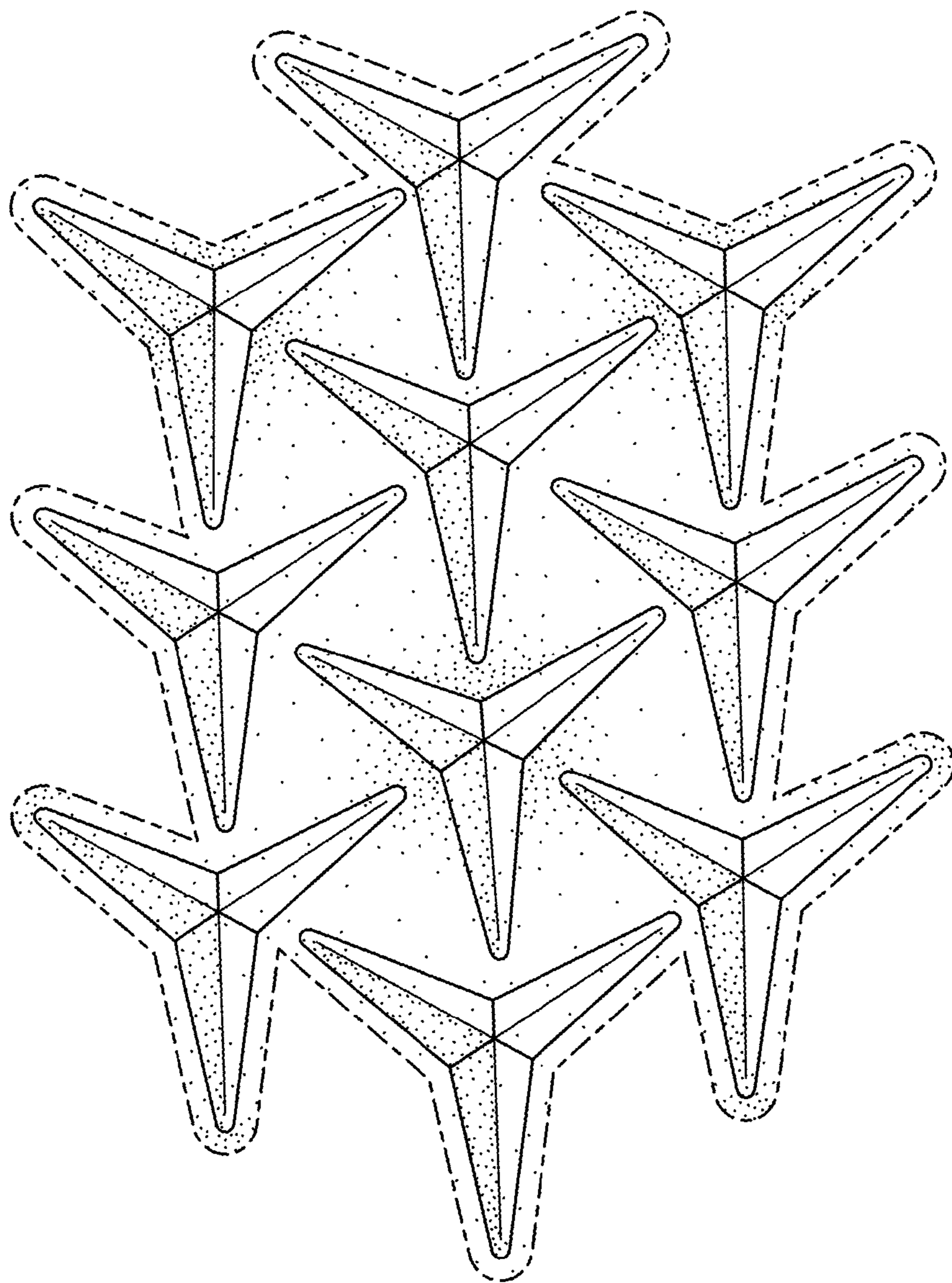


FIG. 5

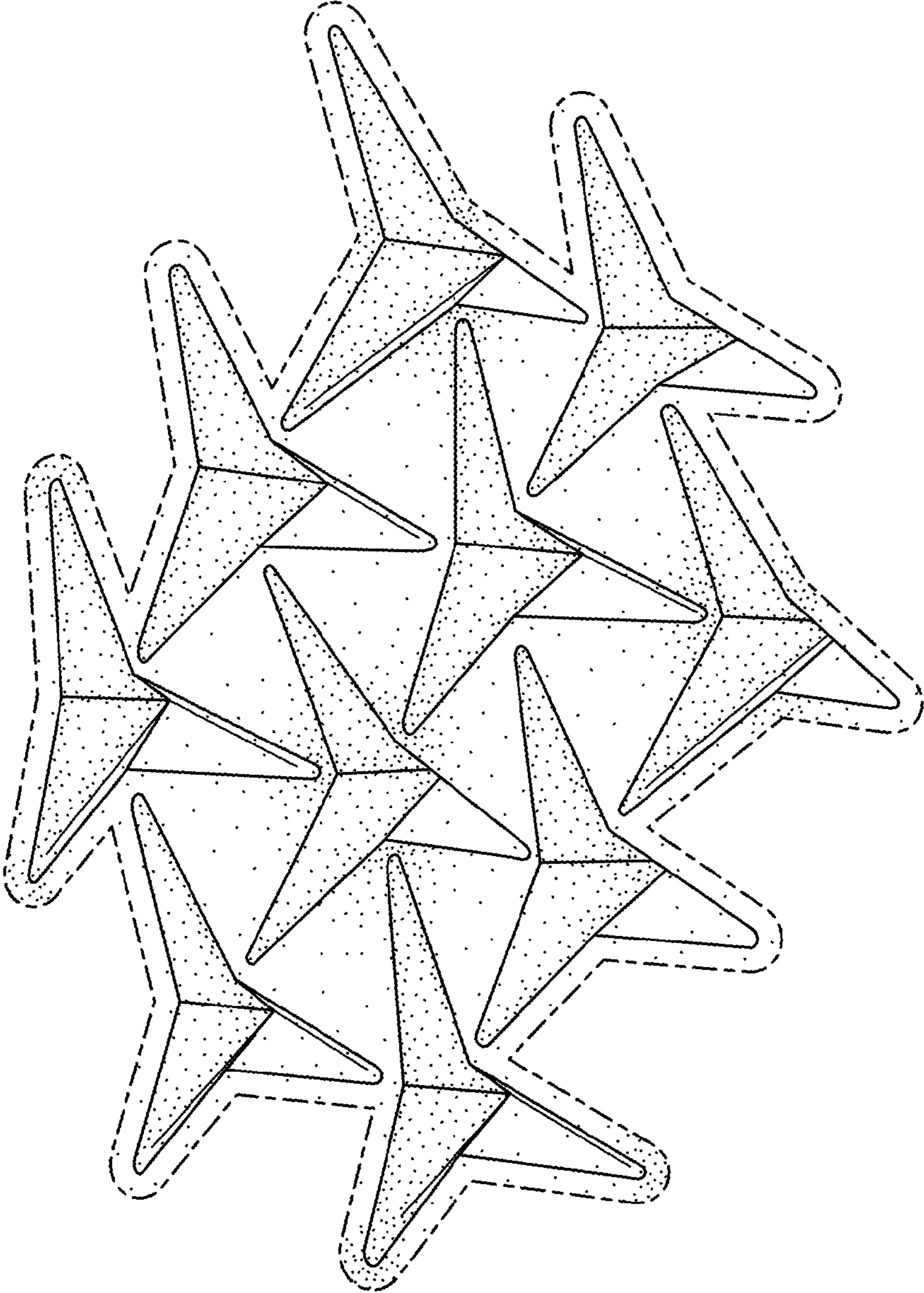


FIG. 6