



US00D716025S

(12) **United States Design Patent**  
**Seo**

(10) **Patent No.:** **US D716,025 S**  
(45) **Date of Patent:** **\*\* Oct. 28, 2014**

(54) **SHOE SOLE**

(75) Inventor: **Woo Seung Seo, Seoul (KR)**

(73) Assignee: **Jione FRS Corporation, Seoul (KR)**

(\*\*) Term: **14 Years**

(21) Appl. No.: **29/410,292**

(22) Filed: **Jan. 6, 2012**

(30) **Foreign Application Priority Data**

Nov. 25, 2011 (KR) ..... 30-2011-0049831

(51) **LOC (10) Cl.** ..... **02-04**

(52) **U.S. Cl.**  
USPC ..... **D2/954; D2/951; D2/955; D2/960**

(58) **Field of Classification Search**  
USPC ..... D2/896, 902, 906, 908, 916, 918, 925,  
D2/943, 944, 946-962, 964, 977; 36/3 B,  
36/22 R, 24.5, 25 R, 28, 32 R, 34 R, 59 C,  
36/67 A, 103

See application file for complete search history.

(56) **References Cited**

**U.S. PATENT DOCUMENTS**

2,038,972	A *	4/1936	Watanabe	.....	36/32 R
2,090,881	A *	8/1937	Wilson	.....	36/29
2,553,616	A *	5/1951	Walls	.....	36/29
3,138,880	A *	6/1964	Kunzli	.....	36/114
D303,317	S *	9/1989	Nakano	.....	D2/955
D478,714	S *	8/2003	Recchi	.....	D2/954
D489,882	S *	5/2004	McClaskie	.....	D2/954
D490,224	S *	5/2004	McClaskie	.....	D2/954
D583,540	S *	12/2008	Henderson	.....	D2/955

D651,788	S *	1/2012	Raysse	.....	D2/954
D652,613	S *	1/2012	Raysse	.....	D2/954
D652,614	S *	1/2012	Raysse	.....	D2/954
D656,720	S *	4/2012	Wawrousek	.....	D2/954
D661,882	S *	6/2012	Raysse	.....	D2/954
D662,295	S *	6/2012	Raysse	.....	D2/954
D662,301	S *	6/2012	Raysse	.....	D2/969
D662,700	S *	7/2012	Raysse	.....	D2/954
D663,929	S *	7/2012	Teng-Lee	.....	D2/954
D667,618	S *	9/2012	Raysse	.....	D2/954
D679,488	S *	4/2013	Raysse	.....	D2/954
D680,312	S *	4/2013	Raysse	.....	D2/954
D683,941	S *	6/2013	Raysse	.....	D2/954
D685,984	S *	7/2013	Raysse	.....	D2/954
D693,550	S *	11/2013	Montross et al.	.....	D2/954
D693,551	S *	11/2013	Montross et al.	.....	D2/954
D698,137	S *	1/2014	Carr	.....	D2/961
2012/0090200	A1 *	4/2012	Cook	.....	36/103

\* cited by examiner

*Primary Examiner* — T. Chase Nelson

(74) *Attorney, Agent, or Firm* — Stein IP, LLC

(57) **CLAIM**

The ornamental design for a shoe sole, as shown and described.

**DESCRIPTION**

FIG. 1 is a perspective view of shoe sole;  
FIG. 2 is a enlarged front view of the shoe sole of FIG. 1;  
FIG. 3 is a enlarged rear view of the shoe sole of FIG. 1;  
FIG. 4 is a left side view of the shoe sole of FIG. 1;  
FIG. 5 is a right side view of the shoe sole of FIG. 1;  
FIG. 6 is a top plan view of the shoe sole of FIG. 1;  
FIG. 7 is a bottom plan view of the shoe sole of FIG. 1; and,  
FIG. 8 is a bottom perspective view of the shoe sole of FIG. 1.

**1 Claim, 8 Drawing Sheets**

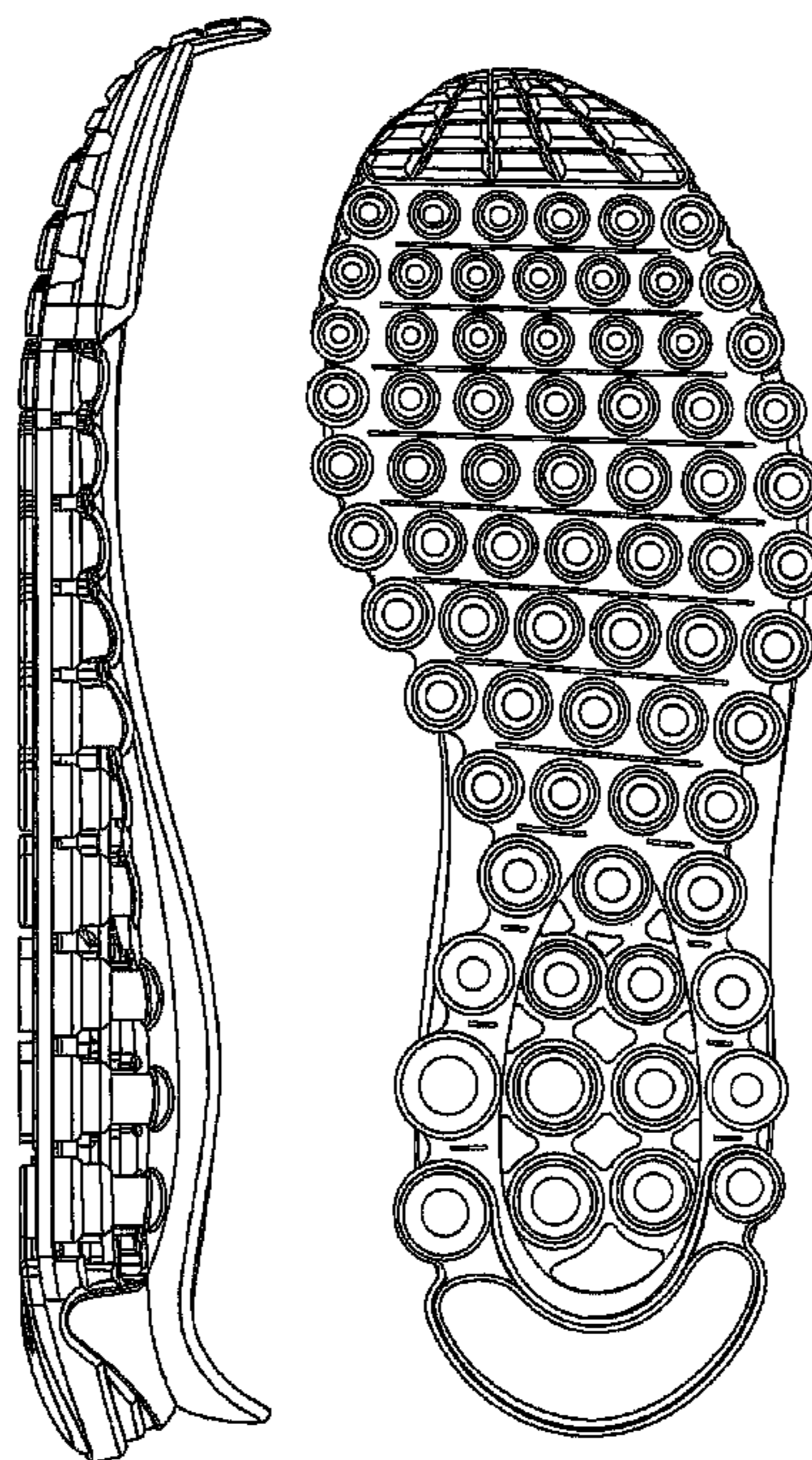


FIG. 1

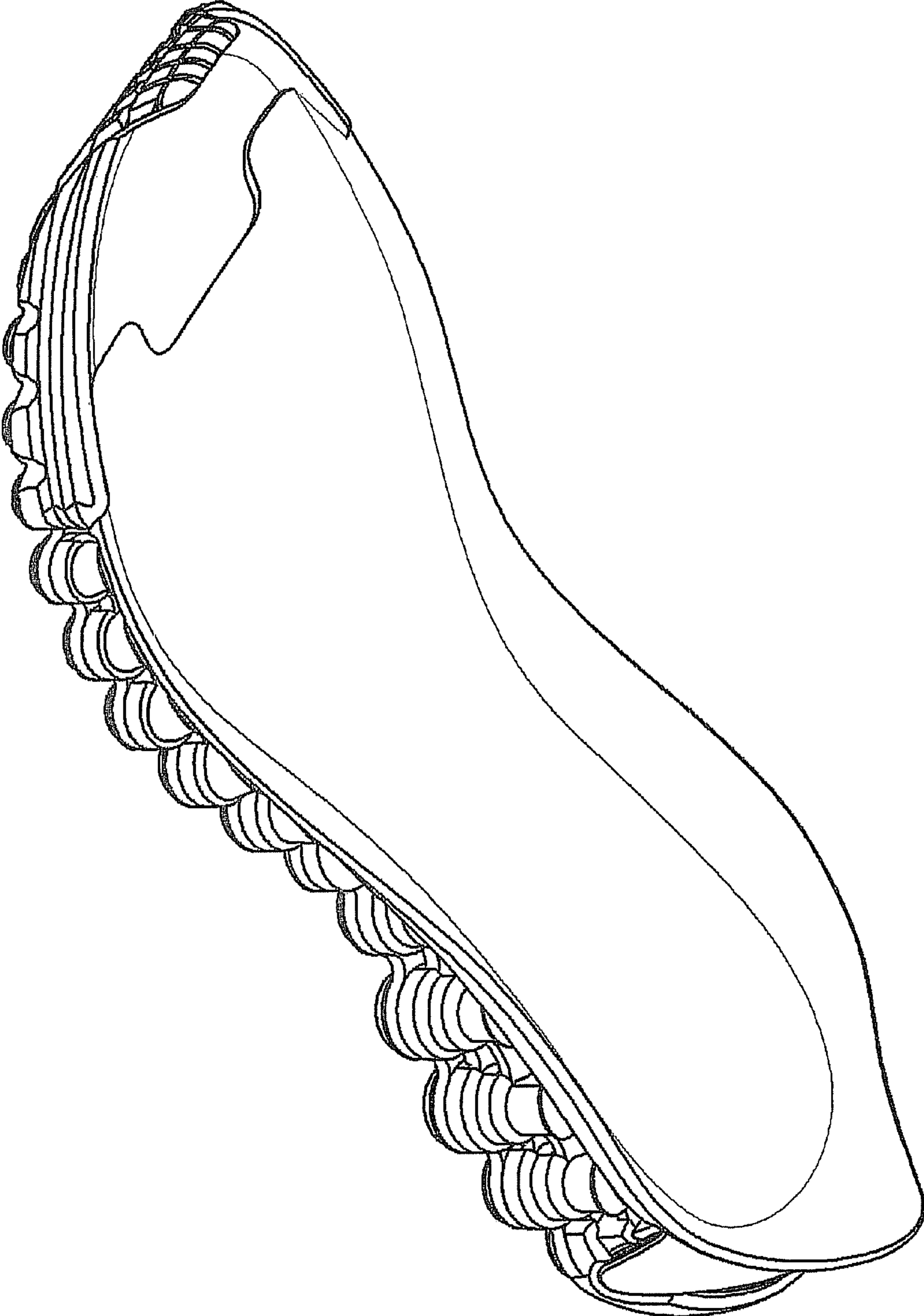


FIG. 2

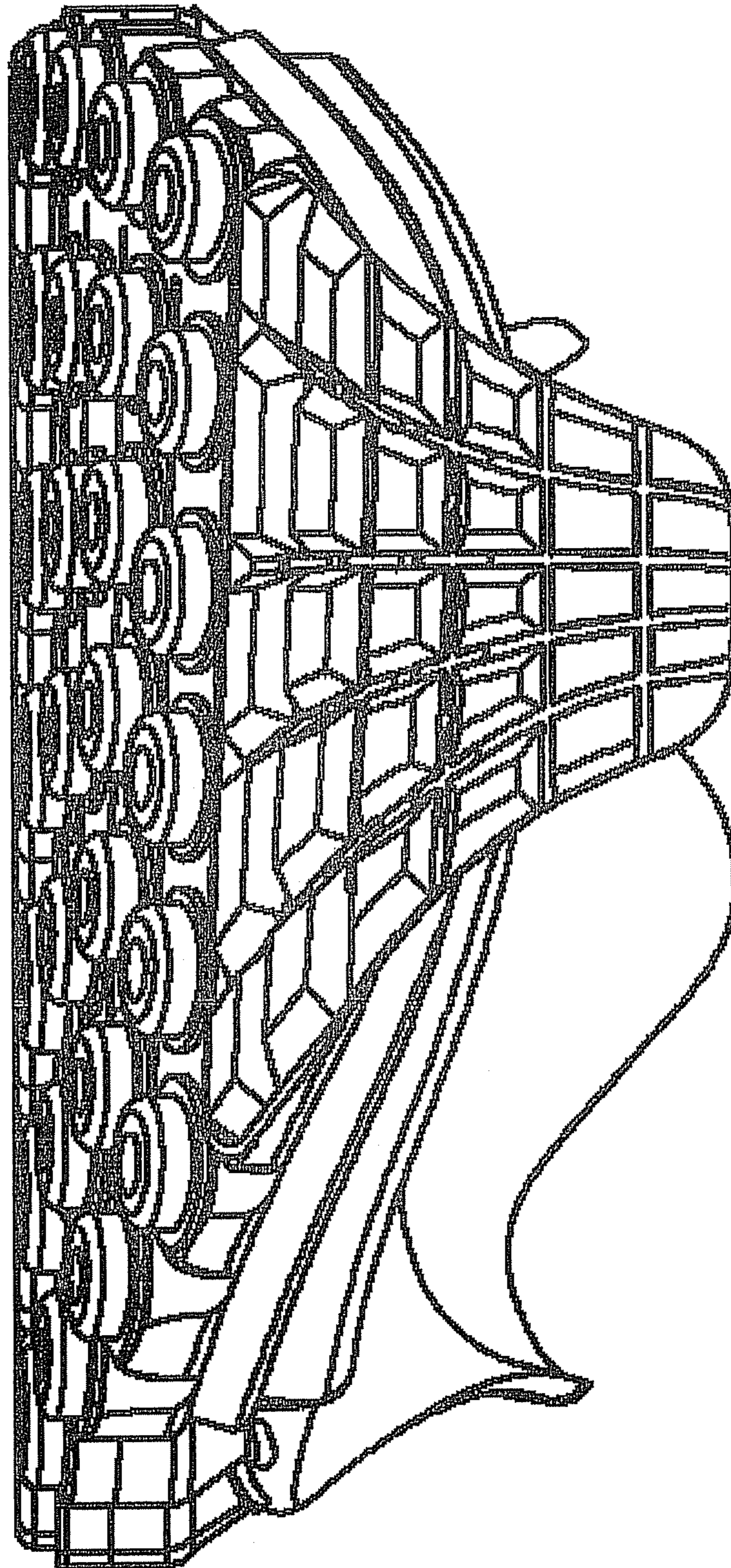


FIG. 3




FIG. 4

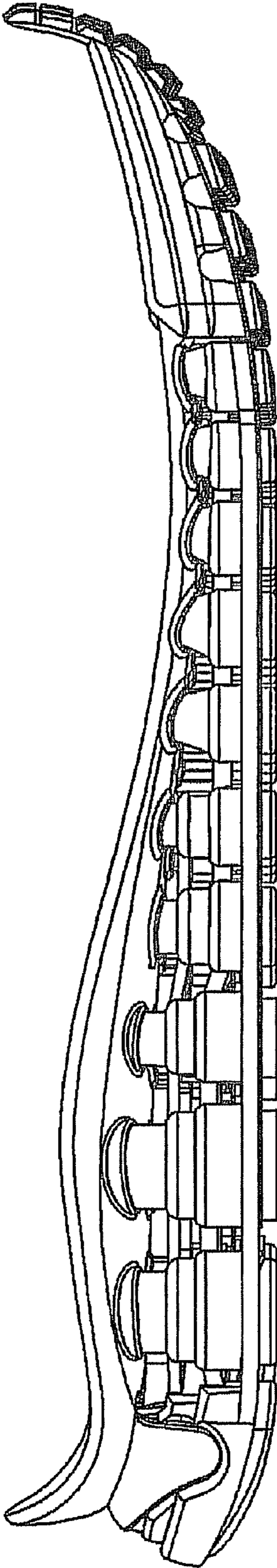


FIG. 5

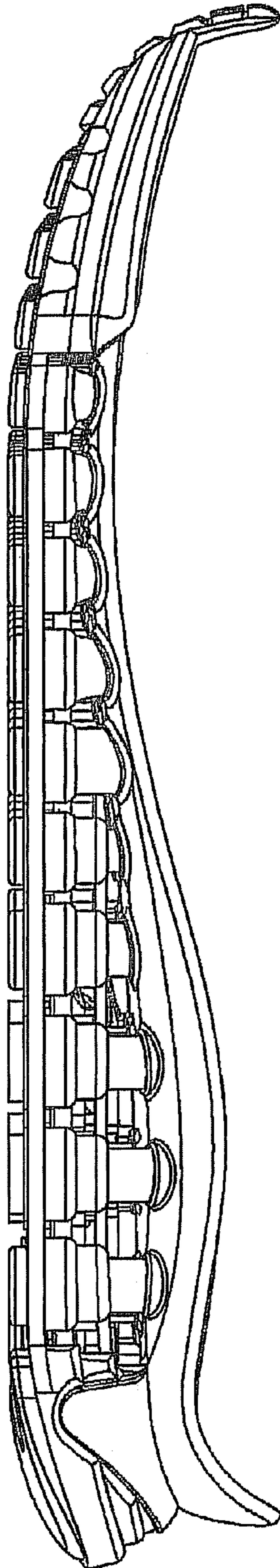


FIG. 6

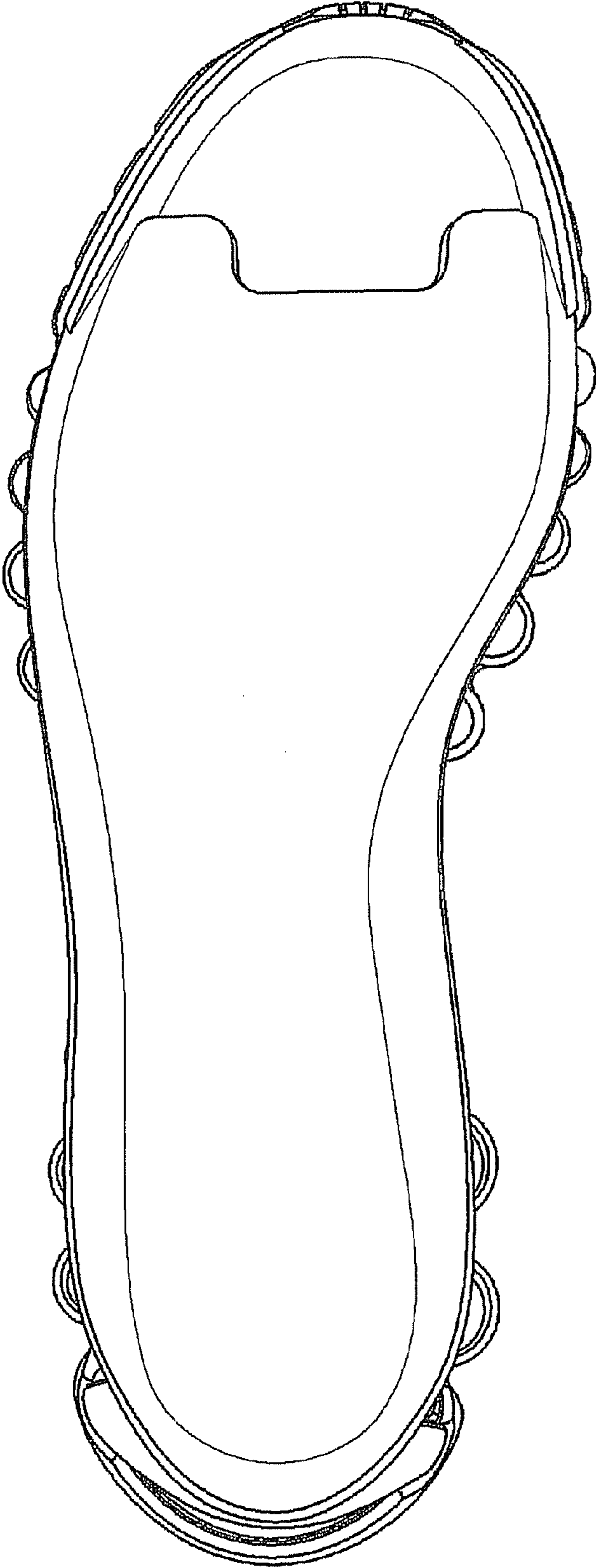


FIG. 7

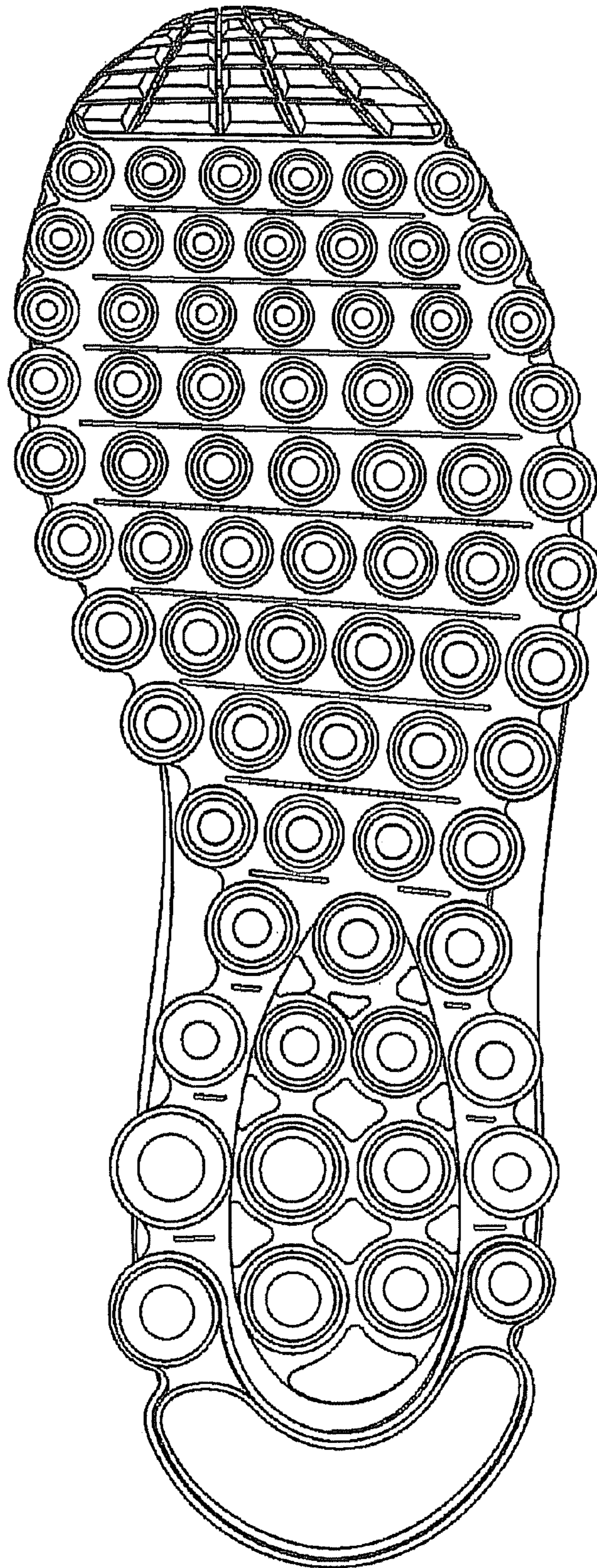




FIG. 8

