



US00D716001S

(12) **United States Design Patent**  
**Collins**

(10) **Patent No.:** **US D716,001 S**  
(45) **Date of Patent:** **\*\* Oct. 21, 2014**

(54) **KNEE PAD**

(71) Applicant: **EZ Knees Kneepads Ltd., Surrey (CA)**

(72) Inventor: **Barry Collins, Surrey (CA)**

(73) Assignee: **EZ Knees Kneepads Ltd., Surrey (CA)**

(\*\*) Term: **14 Years**

(21) Appl. No.: **29/453,055**

(22) Filed: **Apr. 24, 2013**

(30) **Foreign Application Priority Data**

Nov. 15, 2012 (CA) ..... 148547

(51) **LOC (10) Cl.** ..... **29-02**

(52) **U.S. Cl.**  
USPC ..... **D29/121.1**

(58) **Field of Classification Search**  
USPC ..... D2/901; D24/190; 2/16, 20–24, 62,  
2/267, 455, 461, 463, 910, 911; 602/3, 5,  
602/6, 16, 23, 26

See application file for complete search history.

(56) **References Cited**

**U.S. PATENT DOCUMENTS**

3,465,365 A \* 9/1969 Jones et al. .... 2/24  
D322,146 S \* 12/1991 Anderson ..... D29/121.1  
6,122,768 A \* 9/2000 McCrane ..... 2/16

D459,838 S \* 7/2002 Parkins ..... D29/121.1  
D476,449 S \* 6/2003 Beutler ..... D29/121.1  
D492,068 S \* 6/2004 Peterson et al. .... D29/121.1  
D494,324 S \* 8/2004 Mundy et al. .... D29/121.1  
6,988,281 B1 \* 1/2006 Jerome et al. .... 2/24  
7,181,770 B2 \* 2/2007 Godshaw ..... 2/24  
7,376,978 B2 \* 5/2008 Godshaw ..... 2/24  
7,451,493 B2 \* 11/2008 Godshaw ..... 2/24  
8,220,073 B2 \* 7/2012 Lopez et al. .... 2/24

\* cited by examiner

*Primary Examiner* — Randall Gholson

(74) *Attorney, Agent, or Firm* — Mark A Hopkinson;  
Hopkinson Intellectual Property Law


(57) **CLAIM**

The ornamental design for a knee pad, as shown and described.

**DESCRIPTION**

FIG. 1 is a rear view of my design for a knee pad;  
FIG. 2 is a front view thereof;  
FIG. 3 is a right side view thereof;  
FIG. 4 is a left side view thereof;  
FIG. 5 is a top view thereof;  
FIG. 6 is a perspective view thereof;  
FIG. 7 is front view thereof showing my design in an alternate or open view; and,  
FIG. 8 is a rear alternate or open view thereof.  
The embodiment of FIG. 7 is substantially planar.

**1 Claim, 8 Drawing Sheets**






Figure 1




Figure 2



Figure 3




Figure 4




Figure 5



Figure 6




Figure 7






Figure 8