



US00D715997S

(12) **United States Design Patent**
Lash

(10) **Patent No.:** **US D715,997 S**
(45) **Date of Patent:** **** Oct. 21, 2014**

(54) **HAIR CLAMP**

(71) Applicant: **PuffCuff LLC**, Marietta, GA (US)

(72) Inventor: **Ceata E. Lash**, Marietta, GA (US)

(73) Assignee: **PuffCuff LLC**, Marietta, GA (US)

(**) Term: **14 Years**

(21) Appl. No.: **29/486,733**

(22) Filed: **Apr. 2, 2014**

(51) **LOC (10) Cl.** **28-03**

(52) **U.S. Cl.**
CPC **A45D 8/24** (2013.01)

USPC **D28/40**

(58) **Field of Classification Search**

CPC **A45D 8/24**

USPC **D28/21-34, 39-43; 132/101, 126,**

132/128-131, 144, 148, 219, 275-284

See application file for complete search history.

(56) **References Cited**

U.S. PATENT DOCUMENTS

D154,205	S *	6/1949	Kovacs	D28/23
2,569,659	A *	10/1951	Dombek	132/133
D180,713	S *	7/1957	Hammond	D28/23
D188,158	S *	6/1960	Dorr	D28/42
D188,363	S *	7/1960	Dorr	D28/42
5,174,312	A *	12/1992	Adams	132/273
D415,855	S *	10/1999	Fergusson	D28/40
6,484,728	B1 *	11/2002	Chang	132/133
7,581,547	B2 *	9/2009	Pena	132/275
8,789,537	B2 *	7/2014	Loredo	132/200
2007/0283976	A1 *	12/2007	Adams	132/133
2010/0078036	A1 *	4/2010	Naji	132/200

OTHER PUBLICATIONS

“1Pc Elegant Jaw Clip Delicate Links Decorated Hair Clip, #8617,” (believed to have been offered for sale, publicly used, and/or published prior the the filing date of the present application), <http://www.bornprettystore.com/elegant-clip-delicate-links-decorated-hair-clip-p-8617.html>, printed on Aug. 7, 2014.

“Banana Clip Hair,” (believed to have been offered for sale, publicly used, and/or published prior to the filing date of the present application), <http://bananacliphair.tumblr.com>, printed on Aug. 7, 2014.

* cited by examiner

Primary Examiner — Zenia Bennett

(74) *Attorney, Agent, or Firm* — Gifford, Krass, Sprinkle, Anderson & Citkowski, P.C.

(57) **CLAIM**

The ornamental design for a hair clamp, as shown and described.

DESCRIPTION

FIG. 1 is an oblique view of the invention in a closed position; FIG. 2 is a top view of the invention in a closed position; FIG. 3 is a top view of the invention in a slightly open position;

FIG. 4 is a bottom view of the invention;

FIG. 5 is a view of the invention from one side;

FIG. 6 is a view of the invention from another side;

FIG. 7 is a view of the invention from the side showing the closure; and,

FIG. 8 is a view of the invention from the side showing the hinge.

1 Claim, 3 Drawing Sheets

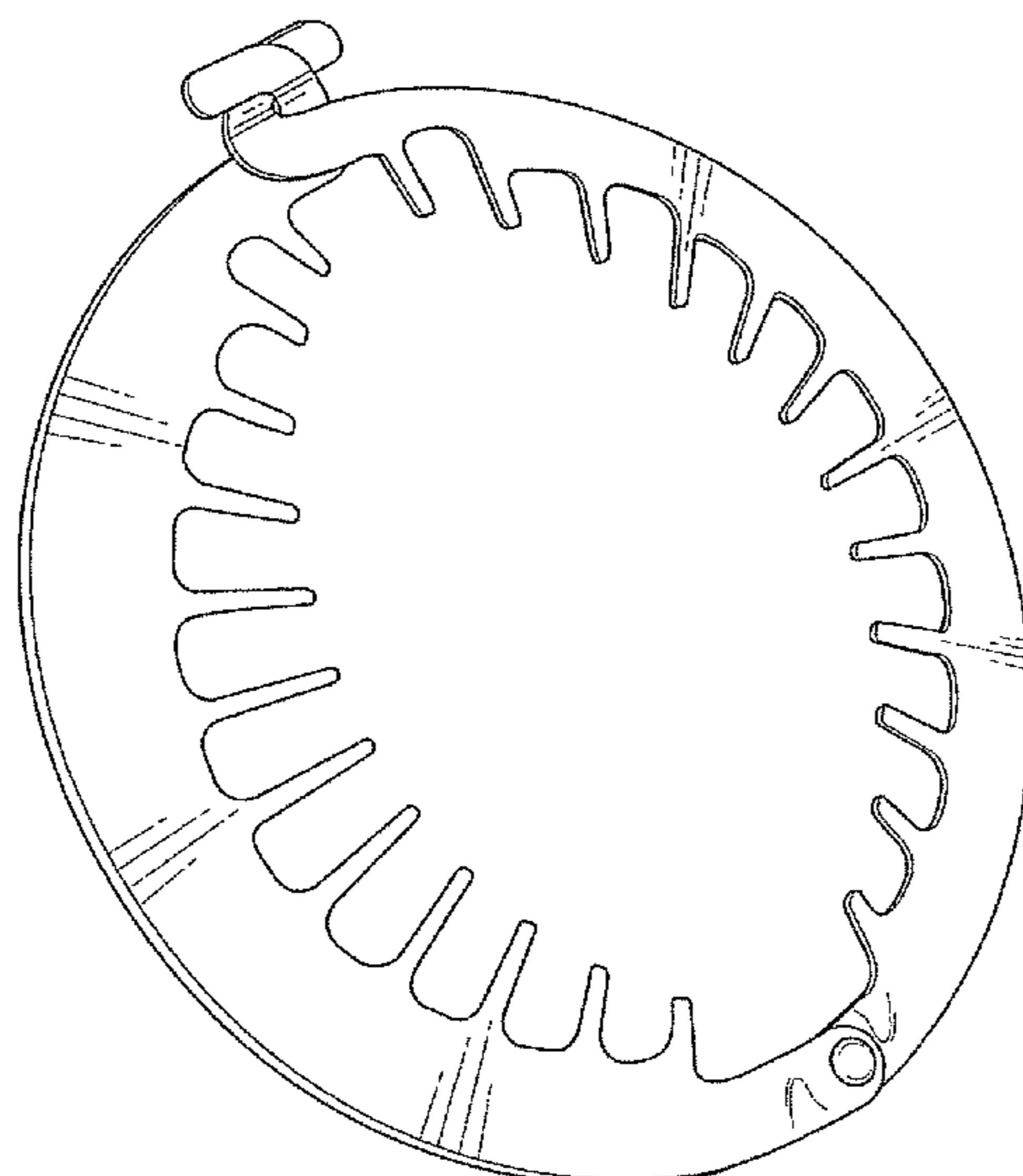


FIG. 1

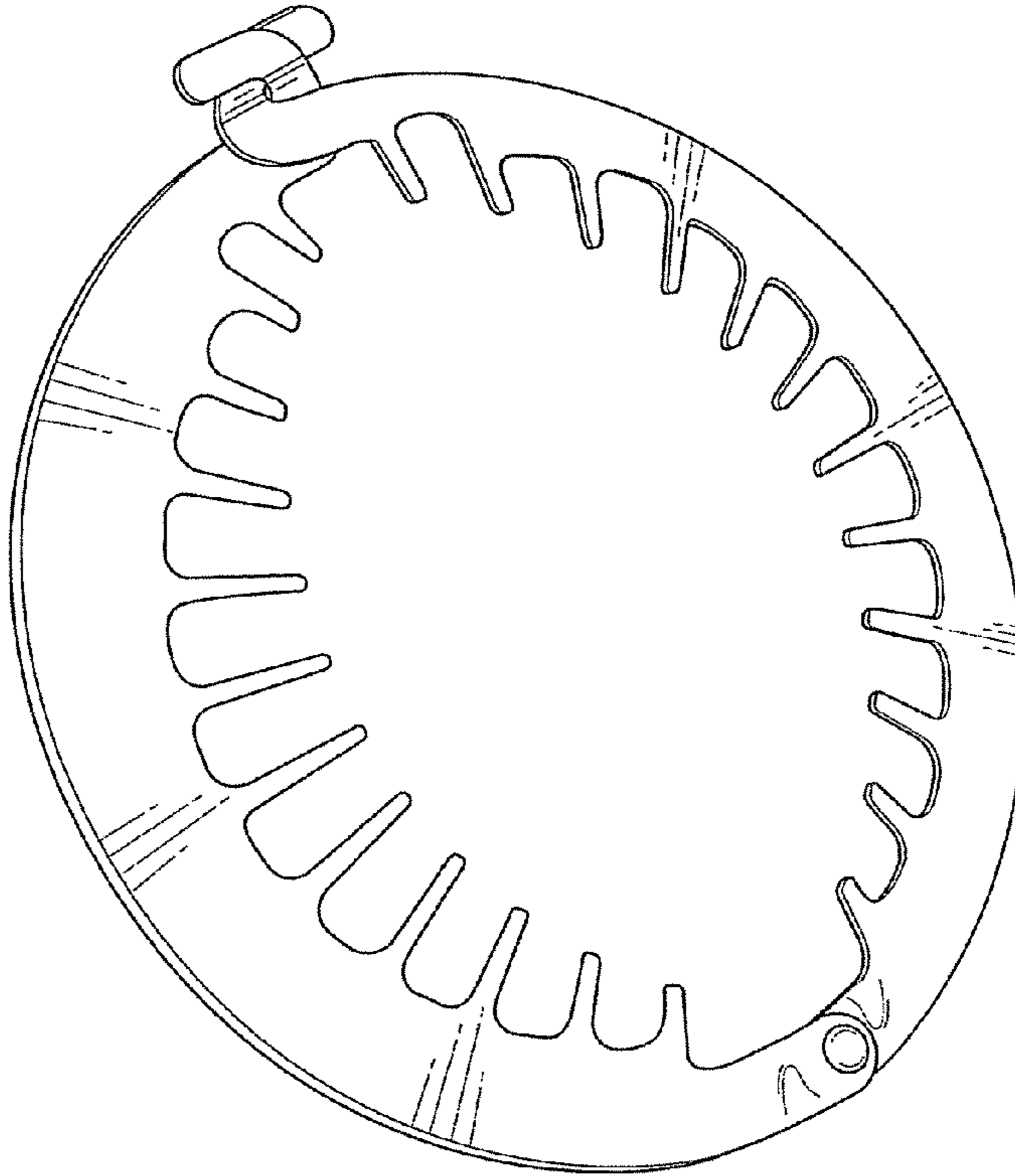
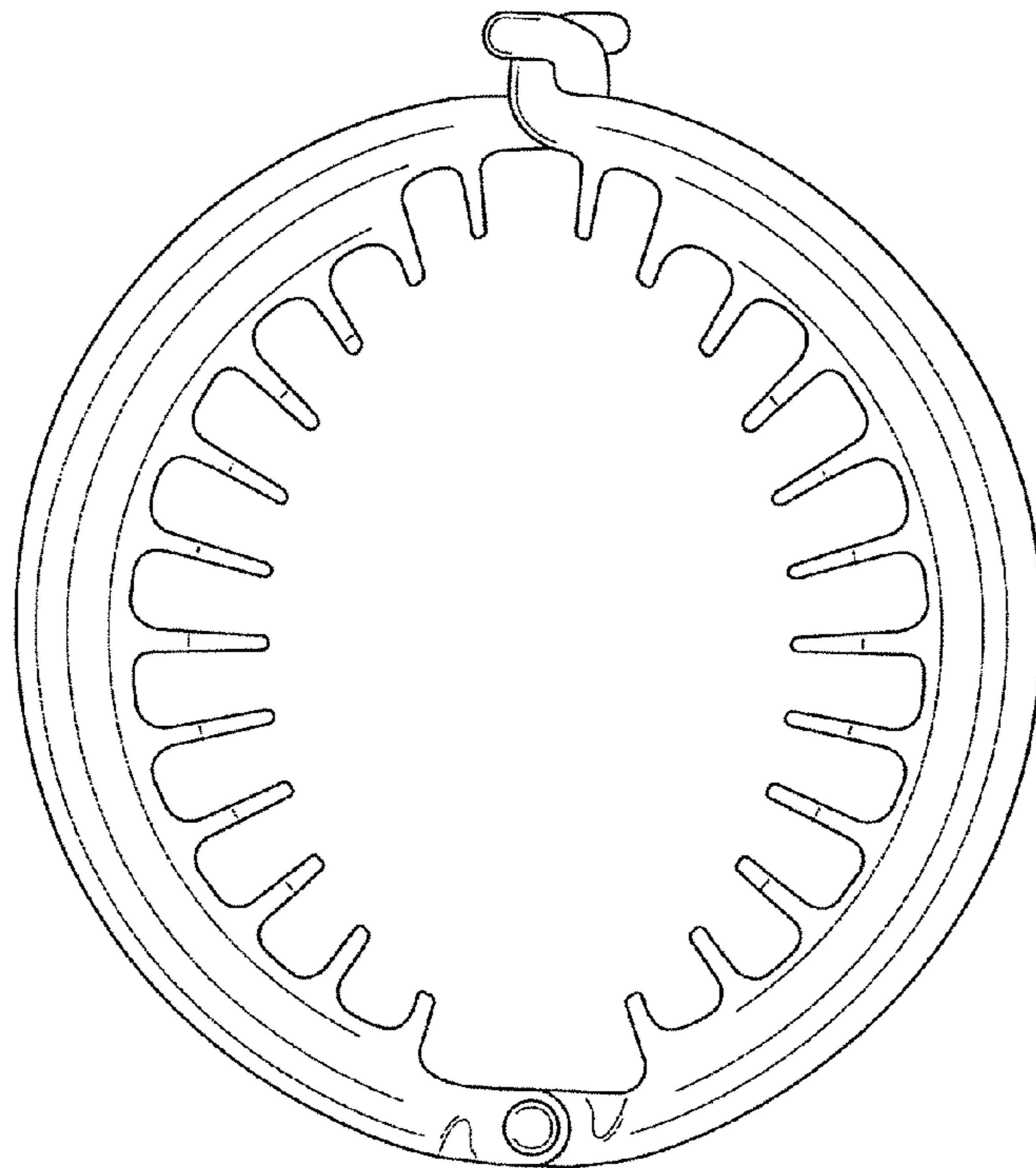


FIG. 2



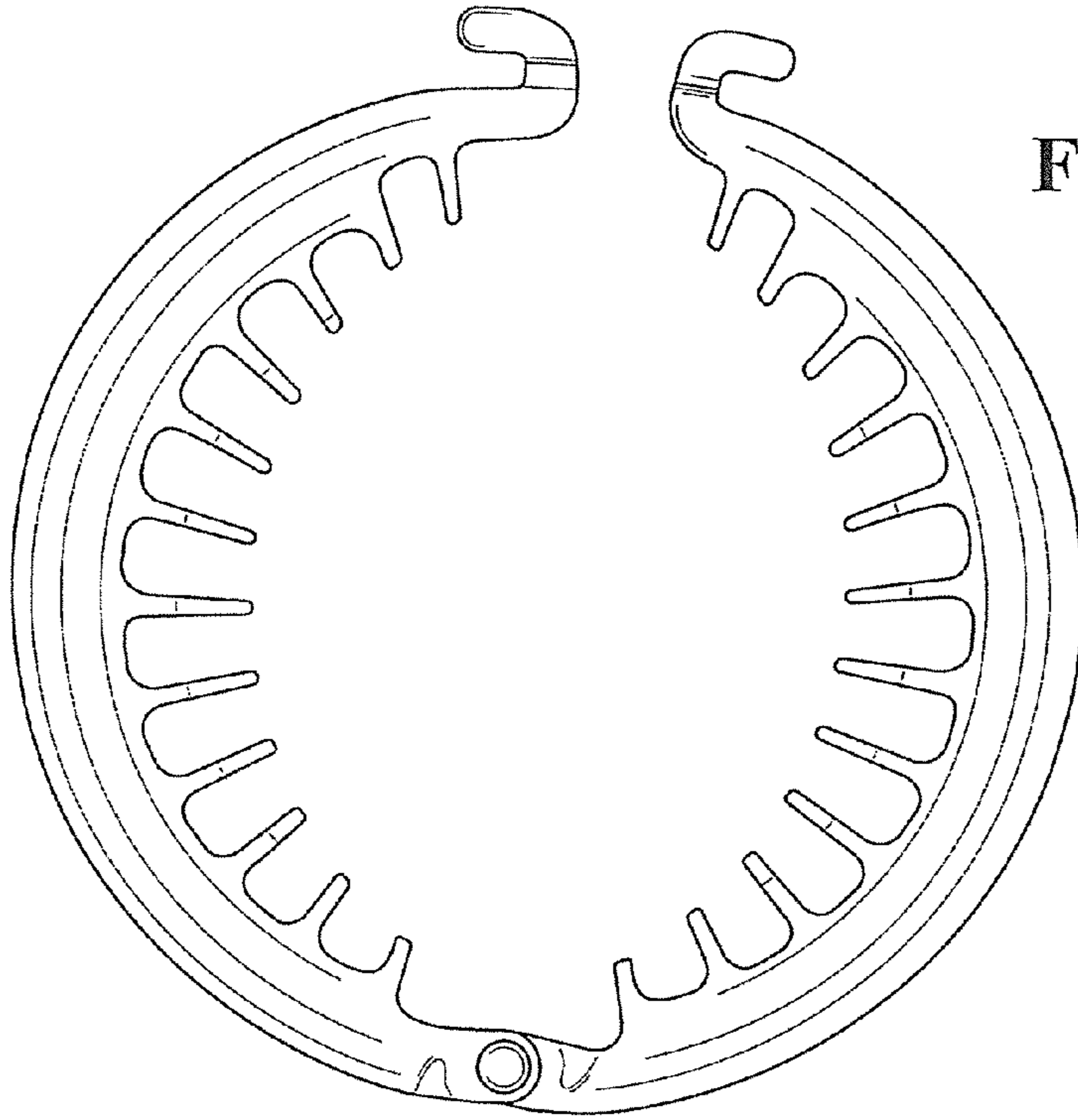


FIG. 3

FIG. 4

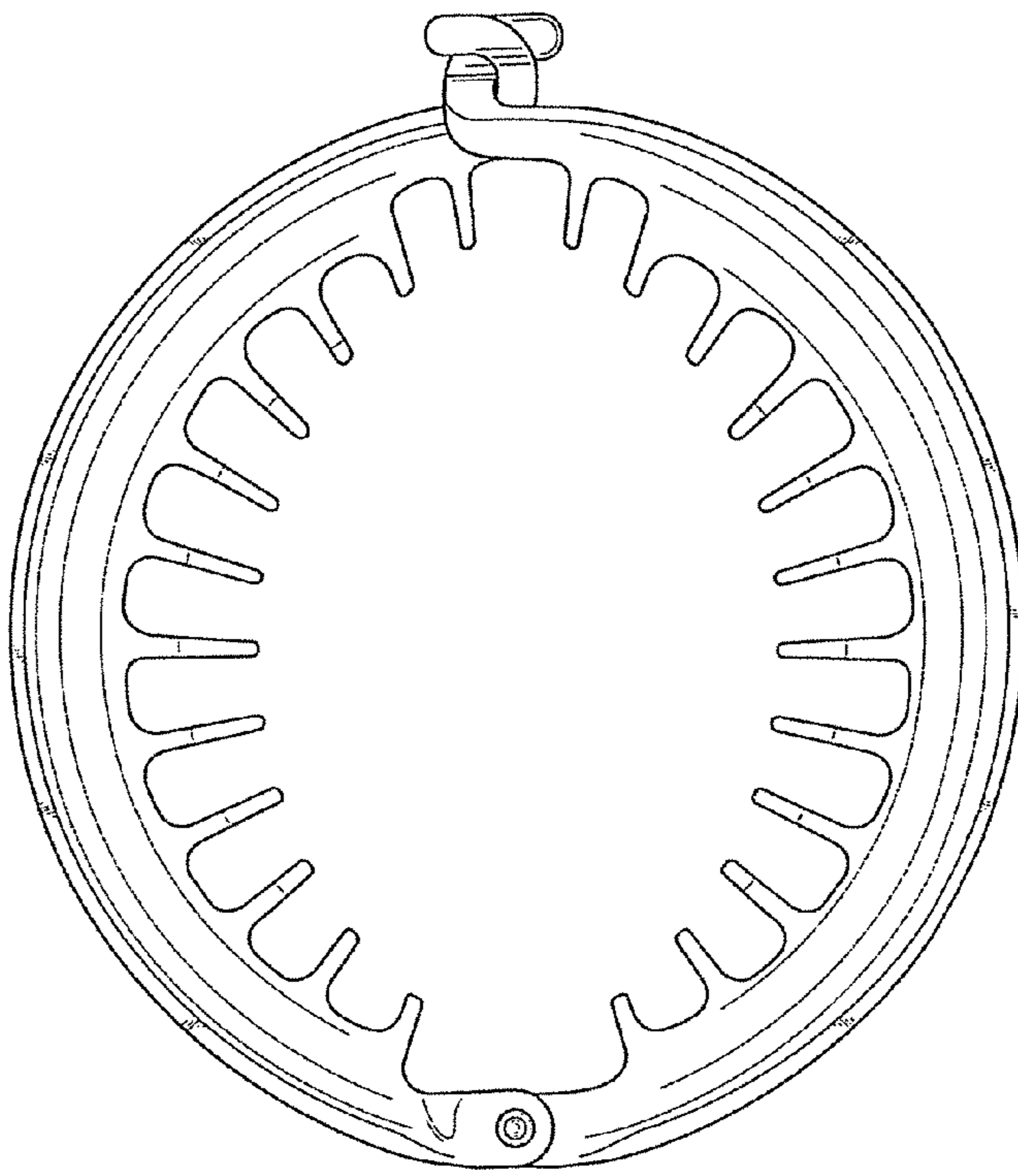


FIG. 5



FIG. 6



FIG. 7




FIG. 8

