



US00D715995S

(12) **United States Design Patent**
Dyson et al.

(10) **Patent No.:** **US D715,995 S**
(45) **Date of Patent:** **** Oct. 21, 2014**

(54) **HAIR DRYER**

(71) Applicant: **Dyson Technology Limited**, Wiltshire (GB)

(72) Inventors: **James Dyson**, Bristol (GB); **Peter David Gammack**, Swindon (GB); **Stephen Benjamin Courtney**, Bath (GB); **Patrick Joseph William Moloney**, Swindon (GB); **Edward Sebert Maurice Shelton**, Swindon (GB)

(73) Assignee: **Dyson Technology Limited**, Malmesbury, Wiltshire (GB)

(**) Term: **14 Years**

(21) Appl. No.: **29/485,992**

(22) Filed: **Mar. 25, 2014**

(30) **Foreign Application Priority Data**

Sep. 26, 2013 (EM) 001384796-0002

(51) **LOC (10) Cl.** **28-03**

(52) **U.S. Cl.**

CPC **A45D 20/12** (2013.01)

USPC **D28/13**

(58) **Field of Classification Search**

CPC A45D 20/12

USPC D28/12-19; 34/96-101; 392/380-385; 219/222; D23/238-243

See application file for complete search history.

(56) **References Cited**

U.S. PATENT DOCUMENTS

4,350,872 A 9/1982 Meywald et al.
4,596,921 A 6/1986 Hersh et al.
4,767,914 A 8/1988 Glucksman
5,133,043 A 7/1992 Baugh

D350,413 S * 9/1994 Feil D28/13
D352,365 S * 11/1994 Hansen et al. D28/13
5,378,882 A 1/1995 Gong et al.
5,546,674 A 8/1996 Lange et al.
5,572,800 A 11/1996 West
5,598,640 A 2/1997 Schepisi
5,681,630 A 10/1997 Smick et al.
5,875,562 A 3/1999 Fogarty
6,203,349 B1 3/2001 Nakazawa
6,751,886 B2 * 6/2004 Chang et al. 34/96

(Continued)

FOREIGN PATENT DOCUMENTS

CH 588 835 6/1977
CN 200973446 11/2007

(Continued)

OTHER PUBLICATIONS

Reba, I. (1966). "Applications of the Coanda Effect," Scientific American 214:84-92.

Primary Examiner — Zenia Bennett

(74) *Attorney, Agent, or Firm* — Morrison & Foerster LLP

(57) **CLAIM**

We claim the ornamental design for a hair dryer, as shown and described.

DESCRIPTION

FIG. 1 is a rear perspective view of a hair dryer showing our new design;

FIG. 2 is a front perspective view thereof;

FIG. 3 is a rear view thereof;

FIG. 4 is a front view thereof;

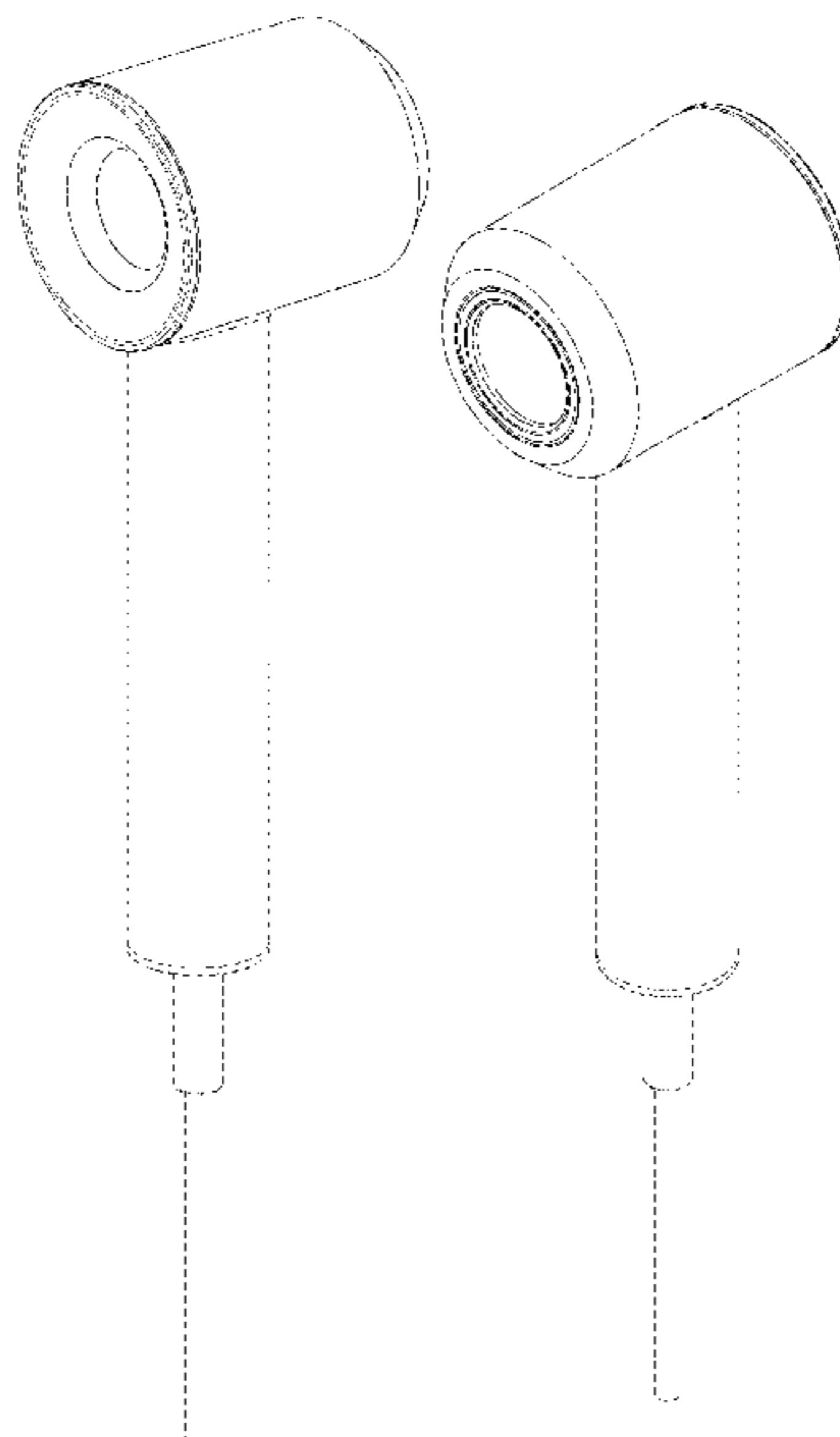
FIG. 5 is a side view thereof;

FIG. 6 is a top view thereof; and,

FIG. 7 is a bottom view thereof.

The broken lines in the drawing are for illustrative purposes only and form no part of the claimed design.

1 Claim, 6 Drawing Sheets



(56)

References Cited

U.S. PATENT DOCUMENTS

6,889,445	B1 *	5/2005	Varona et al.	34/97
D550,813	S *	9/2007	Lammel et al.	D23/238
D646,354	S *	10/2011	Gessi	D23/238
8,132,571	B1	3/2012	Jackson	
D696,386	S *	12/2013	Schoenherr et al.	D23/238
D702,322	S *	4/2014	Sieger	D23/238
2004/0163274	A1	8/2004	Andrew et al.	
2005/0229422	A1	10/2005	Mattinger et al.	
2006/0075654	A1	4/2006	Lin	
2007/0294909	A1	12/2007	Abdi et al.	
2010/0064542	A1	3/2010	Mulvaney et al.	
2010/0065545	A1	3/2010	Chung et al.	
2011/0079239	A1	4/2011	Hall	
2011/0177711	A1	7/2011	Park	
2011/0203128	A1	8/2011	Rodrigues	
2013/0111777	A1	5/2013	Jeong	
2013/0269200	A1	10/2013	Moloney et al.	
2013/0269201	A1	10/2013	Courtney et al.	
2013/0276320	A1	10/2013	Courtney et al.	
2013/0276321	A1 *	10/2013	Courtney et al.	34/97
2013/0283630	A1 *	10/2013	Courtney et al.	34/97
2013/0283631	A1	10/2013	Moloney et al.	
2014/0007448	A1	1/2014	Courtney et al.	
2014/0007449	A1	1/2014	Courtney et al.	

FOREIGN PATENT DOCUMENTS

CN	201328477	10/2009
CN	201341553	11/2009
CN	101292806	10/2010
CN	201774080	3/2011
CN	201948229	8/2011
CN	202146022	2/2012
CN	202536440	11/2012
CN	202774786	3/2013
DE	26 18 819	11/1977
DE	195 27 111	1/1997
DE	10 2009 049 838	4/2011
EP	0 105 810	4/1984
EP	0 300 281	1/1989
EP	0 306 765	3/1989
EP	0 970 633	1/2000
EP	1 433 401	8/2004
EP	1 616 500	1/2006
EP	2 000 042	12/2008
EP	2 255 692	12/2010
EP	2 392 223	12/2011

EP	2 401 939	1/2012
FR	1387334	1/1965
FR	1408096	8/1965
GB	647291	12/1950
GB	953057	3/1964
GB	1 446 385	8/1976
GB	1 456 000	11/1976
GB	1 489 723	10/1977
GB	1 539 485	1/1979
GB	2 295 056	5/1996
GB	2 316 868	3/1998
GB	2472240	2/2011
GB	2478927	9/2011
GB	2482547	2/2012
GB	2482548	2/2012
GB	2482549	2/2012
GB	2500798	10/2013
GB	2500800	10/2013
GB	2503684	1/2014
GB	2503685	1/2014
GB	2503686	1/2014
JP	1-27506	1/1989
JP	1-29208	1/1989
JP	4-221507	8/1992
JP	5-7507	1/1993
JP	5-130915	5/1993
JP	7-16113	1/1995
JP	2000-201723	7/2000
JP	2001-37530	2/2001
JP	2002-238649	8/2002
JP	2003-153731	5/2003
JP	2004-312	1/2004
JP	2004-113402	4/2004
JP	2004-357763	12/2004
JP	2005-546	1/2005
JP	2006-51181	2/2006
JP	2006-130181	5/2006
JP	2006-181265	7/2006
JP	2007-136121	6/2007
JP	2010-274050	12/2010
JP	2012-45178	3/2012
WO	WO-83/02753	8/1983
WO	WO-94/23611	10/1994
WO	WO-2004/006712	1/2004
WO	WO-2005/120283	12/2005
WO	WO-2007/043732	4/2007
WO	WO-2008/053099	5/2008
WO	WO-2012/059700	5/2012
WO	WO-2012/069983	5/2012
WO	WO-2012/076885	6/2012

* cited by examiner




Fig. 1

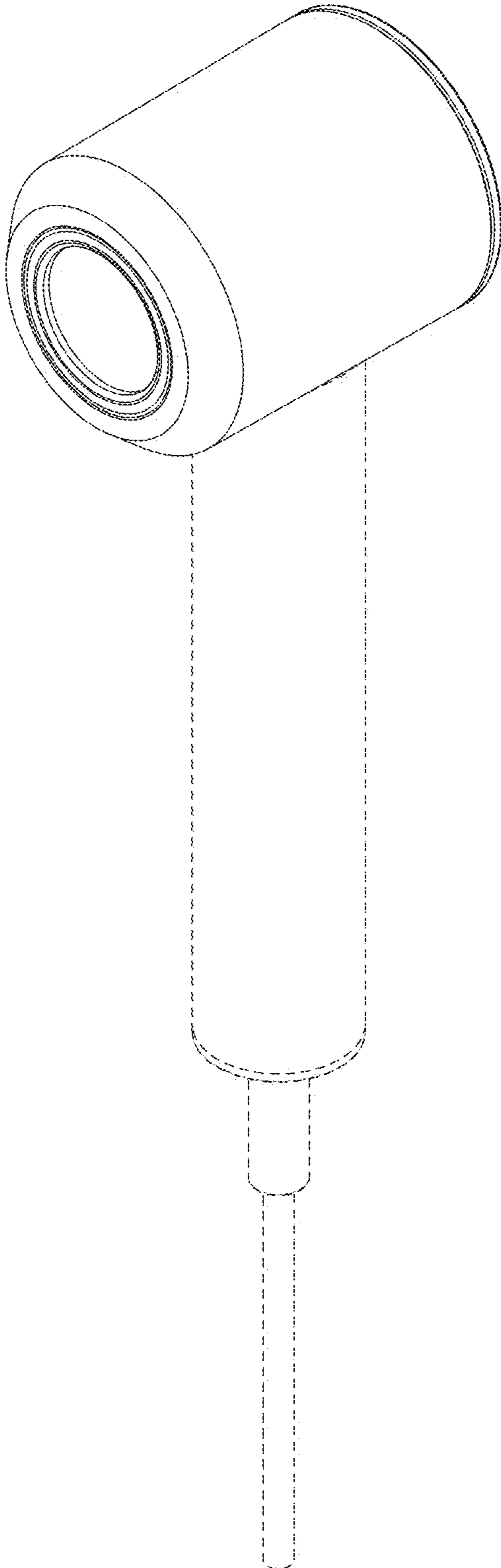


Fig. 2




Fig. 3




Fig. 4




Fig. 5

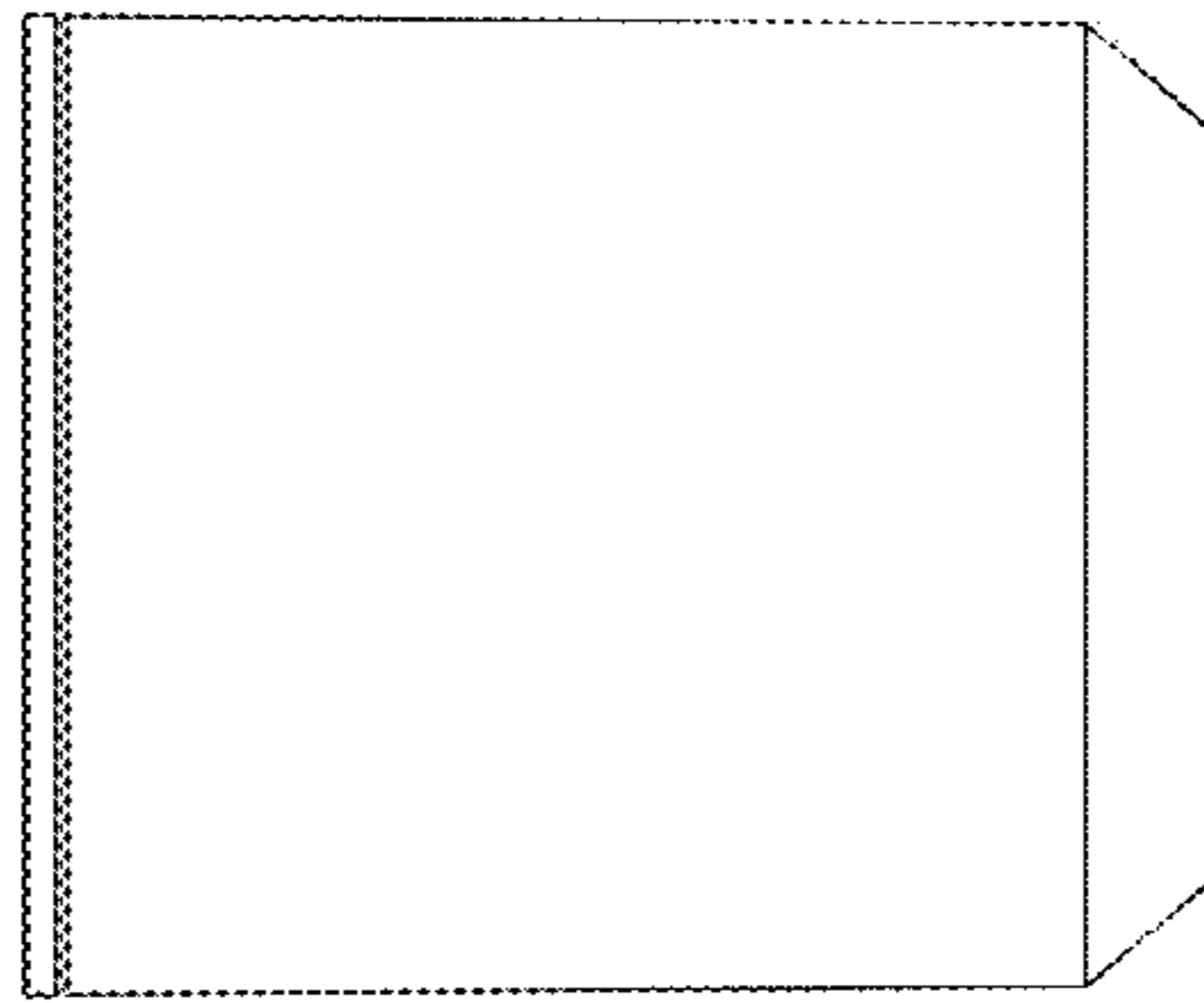


Fig. 6

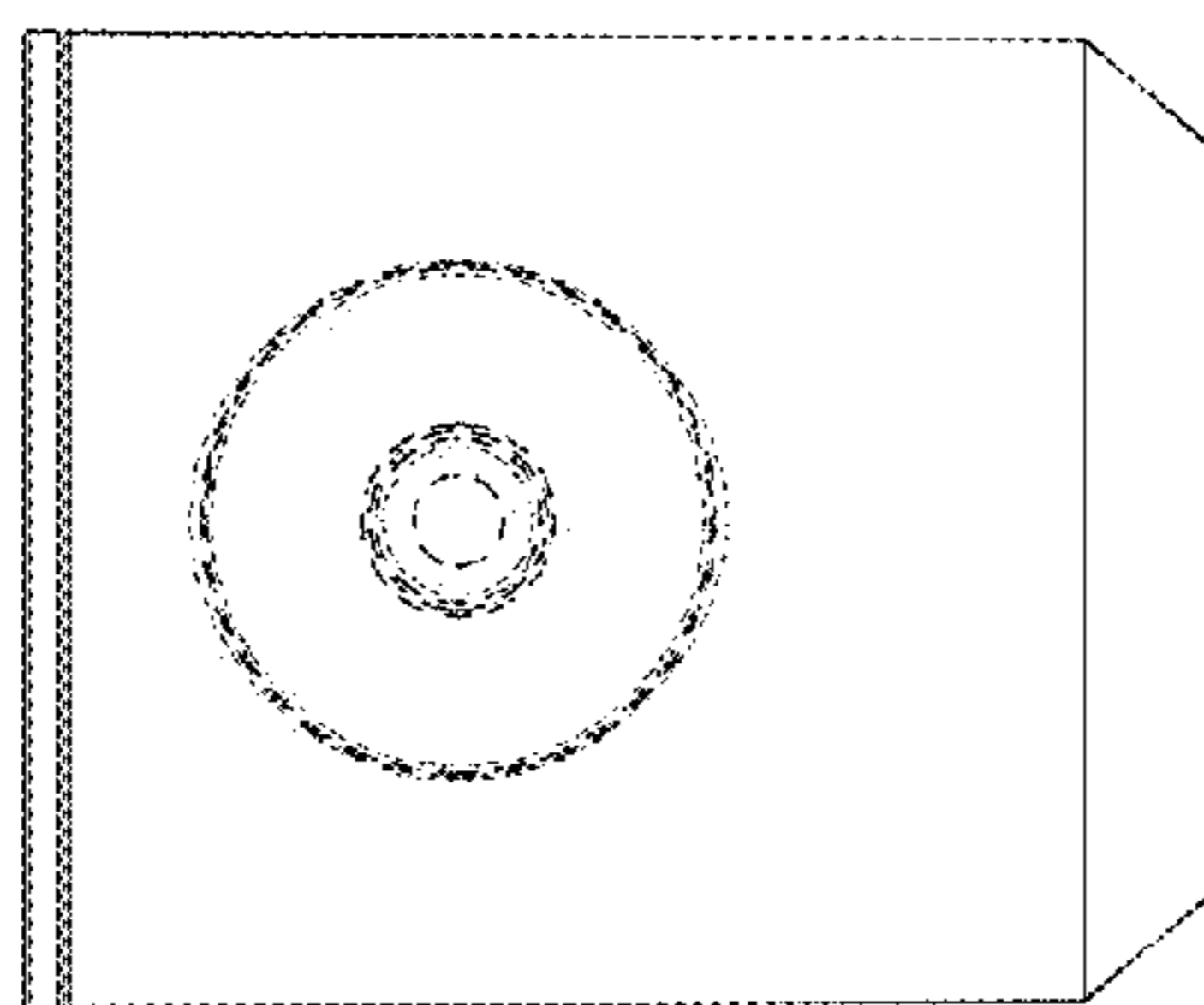


Fig. 7