



US00D715991S

(12) **United States Design Patent**
Zhang et al.

(10) **Patent No.:** **US D715,991 S**

(45) **Date of Patent:** **** Oct. 21, 2014**

(54) **LENS**

(71) Applicant: **Wan-Jiong Lin**, Ningbo (CN)

(72) Inventors: **Fa-Wei Zhang**, Ningbo (CN);
Wan-Jiong Lin, Ningbo (CN)

(73) Assignees: **Wan-Jiong Lin**, Ningbo (CN); **Ningbo Self Electronics Co., Ltd.**, Ningbo (CN); **Self Electronics USA Corporation**, Norcross, GA (US)

(**) Term: **14 Years**

(21) Appl. No.: **29/448,196**

(22) Filed: **Mar. 11, 2013**

(51) **LOC (10) Cl.** **26-99**

(52) **U.S. Cl.**
USPC **D26/120**

(58) **Field of Classification Search**
CPC F21Y 201/02; F21Y 2103/003; F21Y 2105/001; F21Y 2105/003; F21Y 2105/008; F21Y 2111/001; F21Y 2113/007; F21V 5/04; F21V 5/004; F21V 5/045; F21V 7/041; F21W 2131/103; F21K 9/00
USPC D26/120, 113, 118, 119, 121, 122, 124, D26/125, 128, 64, 24, 93, 76, 44, 63
See application file for complete search history.

(56) **References Cited**

U.S. PATENT DOCUMENTS

D140,840 S * 4/1945 Cressaty D26/124
2,908,197 A * 10/1959 Wells et al. 340/815.76
5,704,709 A * 1/1998 Zwick et al. 362/304
5,757,557 A * 5/1998 Medvedev et al. 359/708
6,008,955 A * 12/1999 Nomura et al. 359/719
6,019,493 A * 2/2000 Kuo et al. 362/335

D495,822 S * 9/2004 Yoneda D26/124
6,808,293 B2 * 10/2004 Watanabe et al. 362/244
6,953,264 B2 * 10/2005 Ter-Hovhannisian 362/241
D555,111 S * 11/2007 Yen D13/180
D563,588 S * 3/2008 Mullen D26/85
D576,575 S * 9/2008 Kanayama et al. D13/180
7,431,480 B2 * 10/2008 Godo 362/311.06
7,473,013 B2 * 1/2009 Shimada 362/327
D587,384 S * 2/2009 Wei D26/2
D602,613 S * 10/2009 Hamanaka et al. D26/1
D620,635 S * 7/2010 Chen et al. D26/124
7,748,872 B2 * 7/2010 Holder et al. 362/308
D622,898 S * 8/2010 Chen et al. D26/124
D623,610 S * 9/2010 Mallory et al. D13/180
D625,044 S * 10/2010 Lai et al. D26/124
D625,462 S * 10/2010 Ku et al. D26/128
D626,522 S * 11/2010 Mallory et al. D13/180
D629,560 S * 12/2010 Shimokawa D26/124
D631,576 S * 1/2011 Yoshinobu et al. D26/2
D634,883 S * 3/2011 Kim et al. D26/120
D636,111 S * 4/2011 Chen et al. D26/120
8,029,163 B2 * 10/2011 Chen et al. 362/308
8,035,899 B2 * 10/2011 Lin et al. 359/649
D650,517 S * 12/2011 Lai et al. D26/124
D660,896 S * 5/2012 Wong D16/134

(Continued)

Primary Examiner — Kevin Rudzinski

(74) *Attorney, Agent, or Firm* — Wang Law Firm, Inc.; Li K. Wang; Stephen Hsu

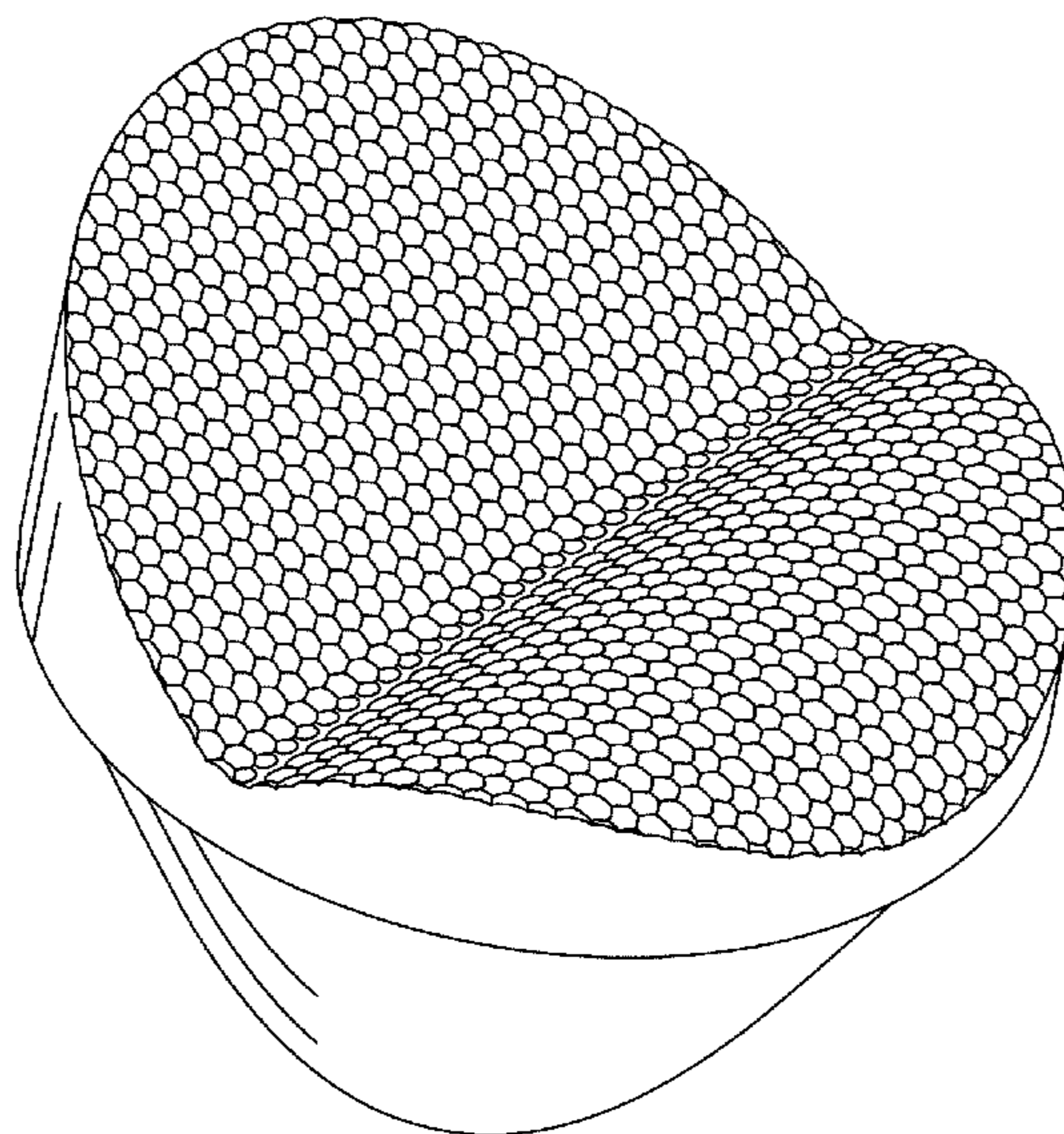
(57) **CLAIM**

The ornamental design for a lens, as shown and described.

DESCRIPTION

FIG. 1 is a perspective view of a lens showing our new design;
FIG. 2 is a front elevational view thereof;
FIG. 3 is a rear elevational view thereof;
FIG. 4 is a right-side elevational view thereof;
FIG. 5 is a bottom plan view thereof; and,
FIG. 6 is a top plan view thereof.

1 Claim, 6 Drawing Sheets



(56)

References Cited

U.S. PATENT DOCUMENTS

8,215,814 B2 *	7/2012	Marcoux	362/555	D691,321 S *	10/2013	Chen et al.	D26/124
D665,437 S *	8/2012	Johnson et al.	D16/134	D697,642 S *	1/2014	Amari et al.	D26/1
8,267,553 B2 *	9/2012	Liang et al.	362/328	D700,393 S *	2/2014	Wang et al.	D26/120
8,293,548 B2 *	10/2012	Cheng et al.	438/27	8,740,417 B2 *	6/2014	Jiang et al.	362/311.02
8,303,141 B2 *	11/2012	Jiang	362/338	8,764,232 B2 *	7/2014	Wilcox	362/245
8,368,093 B2 *	2/2013	Chen et al.	257/95	2004/0264196 A1 *	12/2004	Shu	362/294
D679,857 S *	4/2013	Hsu et al.	D26/120	2004/0264199 A1 *	12/2004	Shu et al.	362/327
D687,179 S *	7/2013	Kim	D26/118	2006/0067079 A1 *	3/2006	Noh et al.	362/327
8,500,300 B2 *	8/2013	Fang et al.	362/235	2006/0284209 A1 *	12/2006	Kim et al.	257/100
8,500,309 B2 *	8/2013	Chang	362/311.02	2009/0052190 A1 *	2/2009	Shimada	362/296.05
D689,649 S *	9/2013	Popper et al.	D26/124	2010/0073937 A1 *	3/2010	Ho	362/335
8,529,088 B2 *	9/2013	Catalano et al.	362/202	2010/0073938 A1 *	3/2010	Ho	362/335
				2011/0110097 A1 *	5/2011	Fu et al.	362/296.01
				2012/0113621 A1 *	5/2012	Lee et al.	362/97.1

* cited by examiner

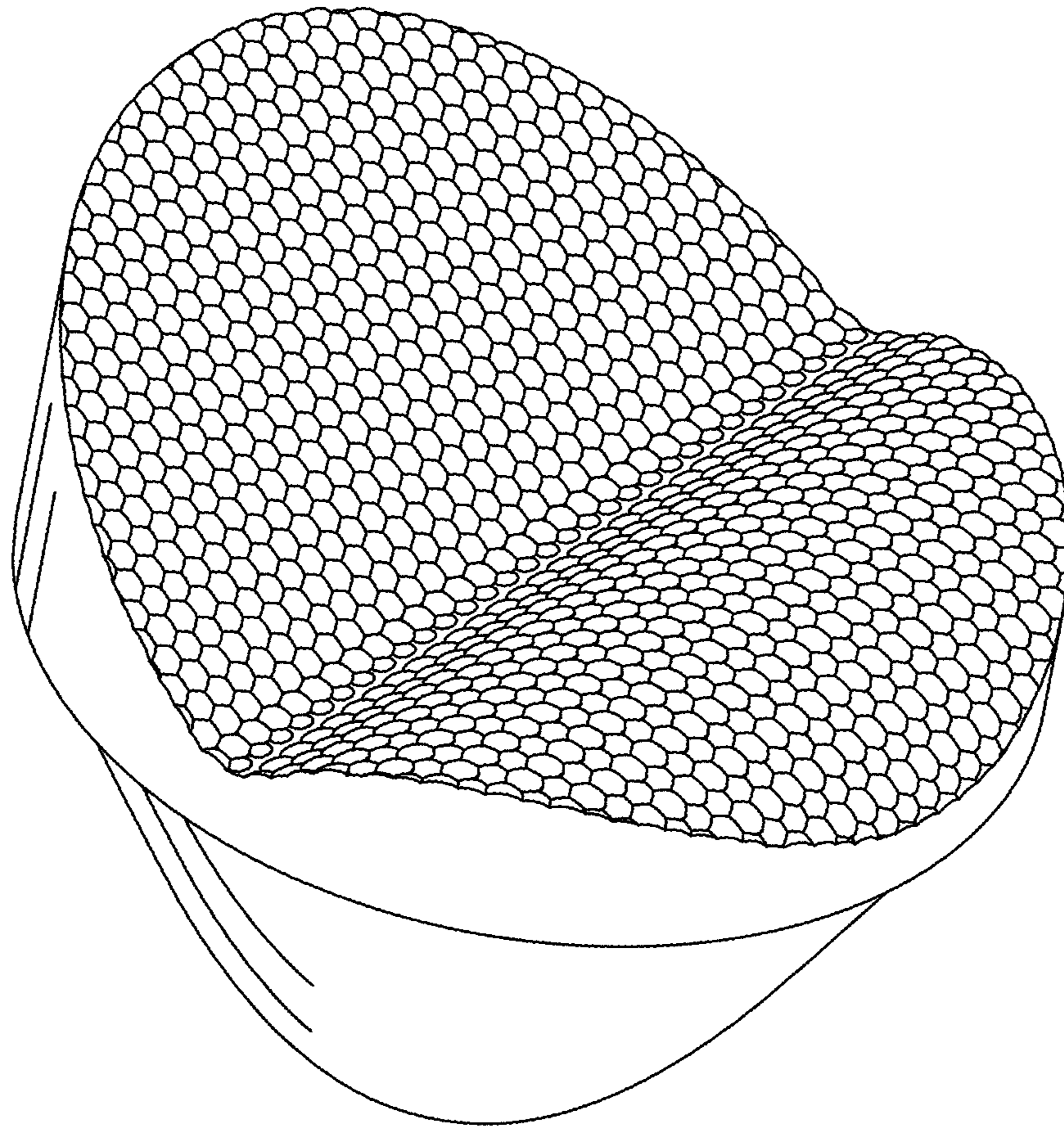


FIG. 1

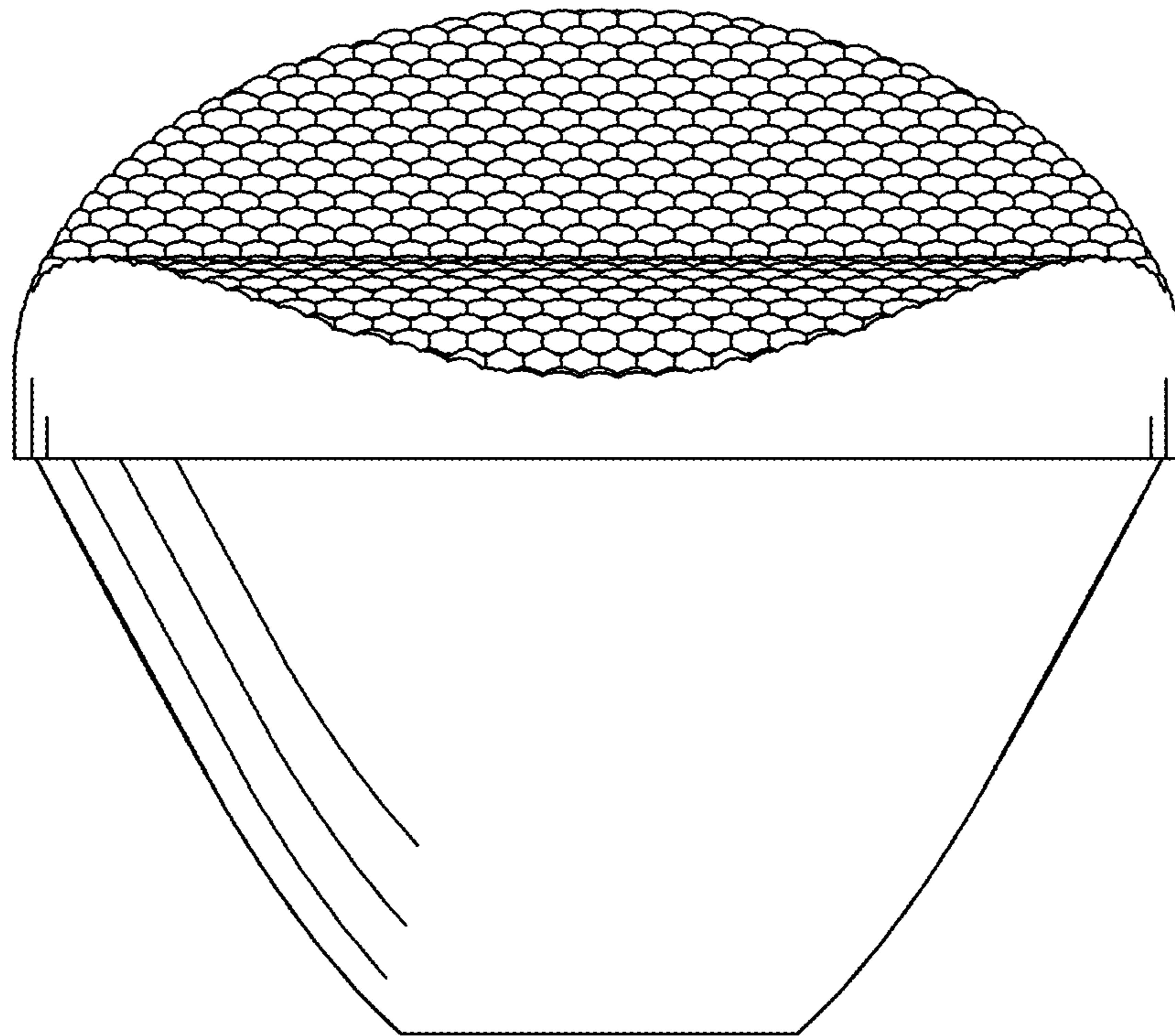


FIG. 2

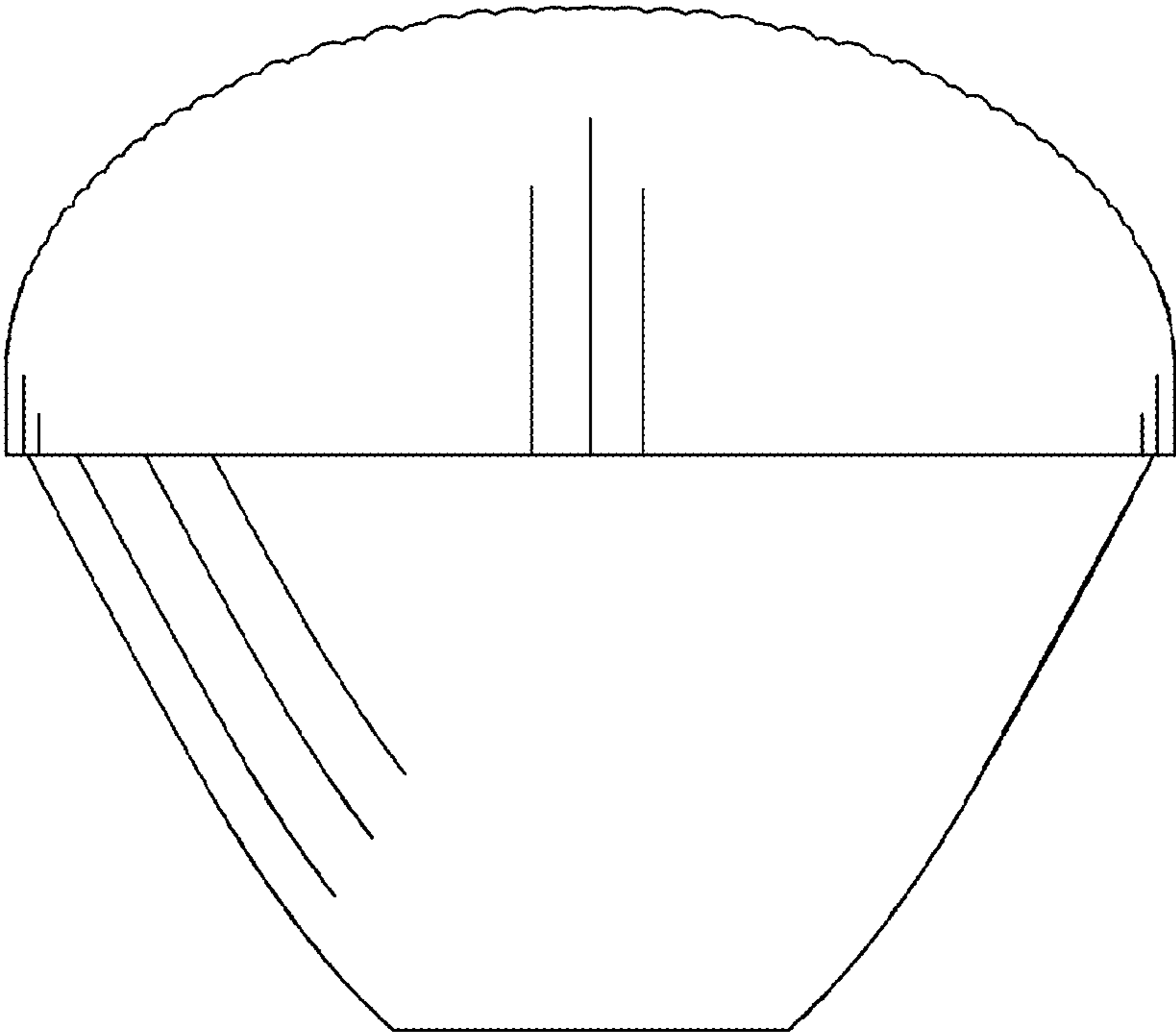


FIG. 3

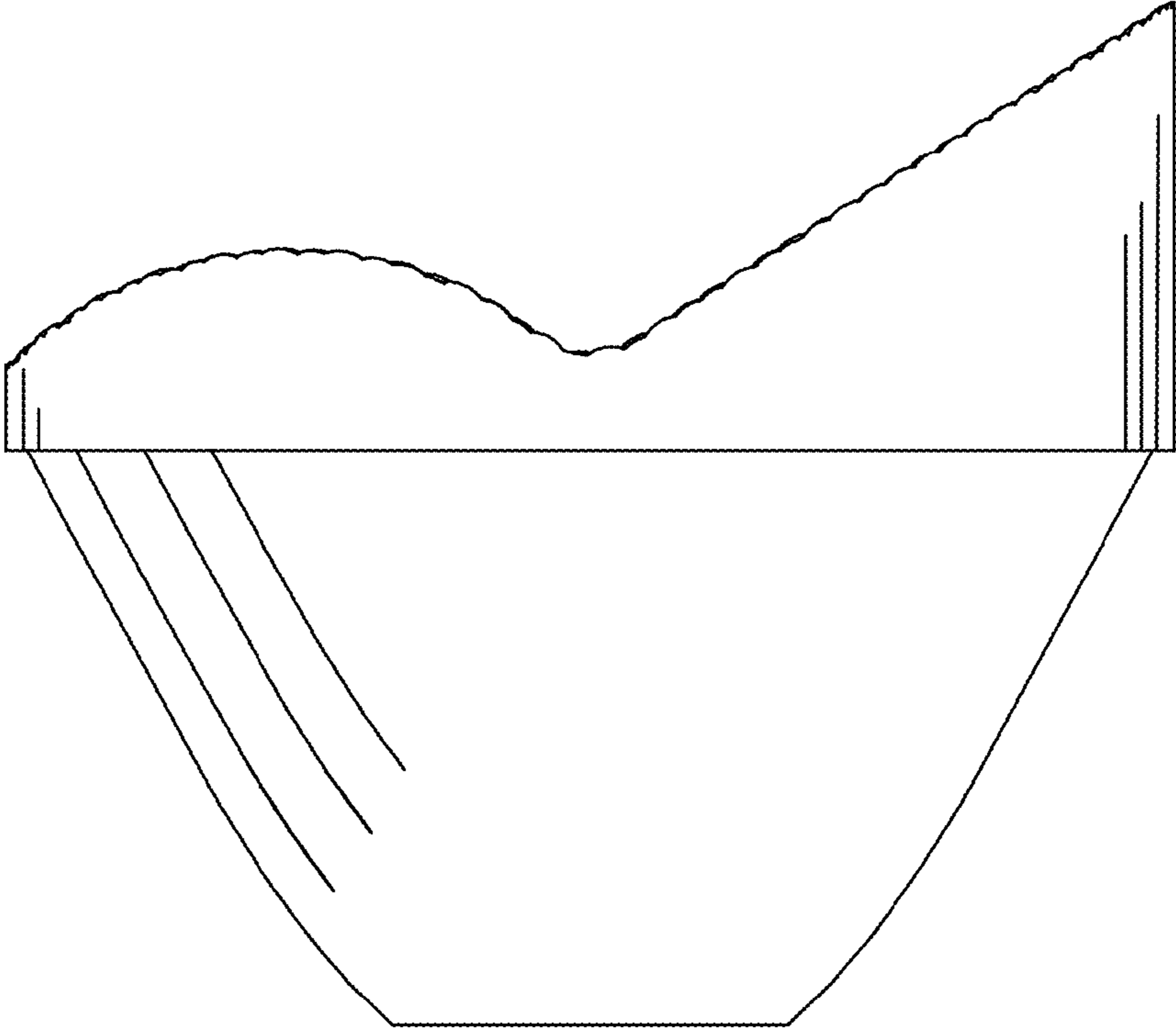


FIG. 4

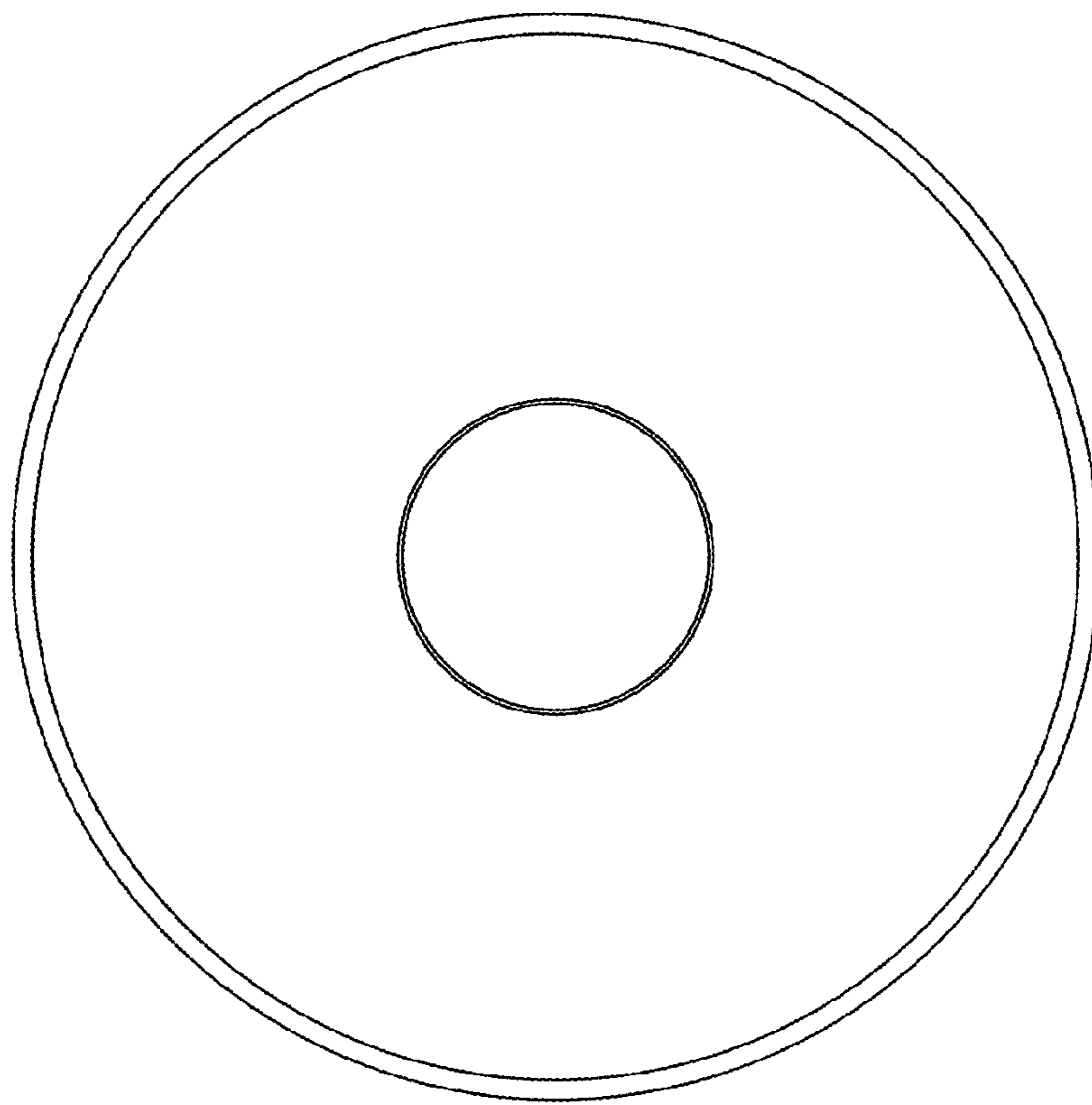


FIG. 5

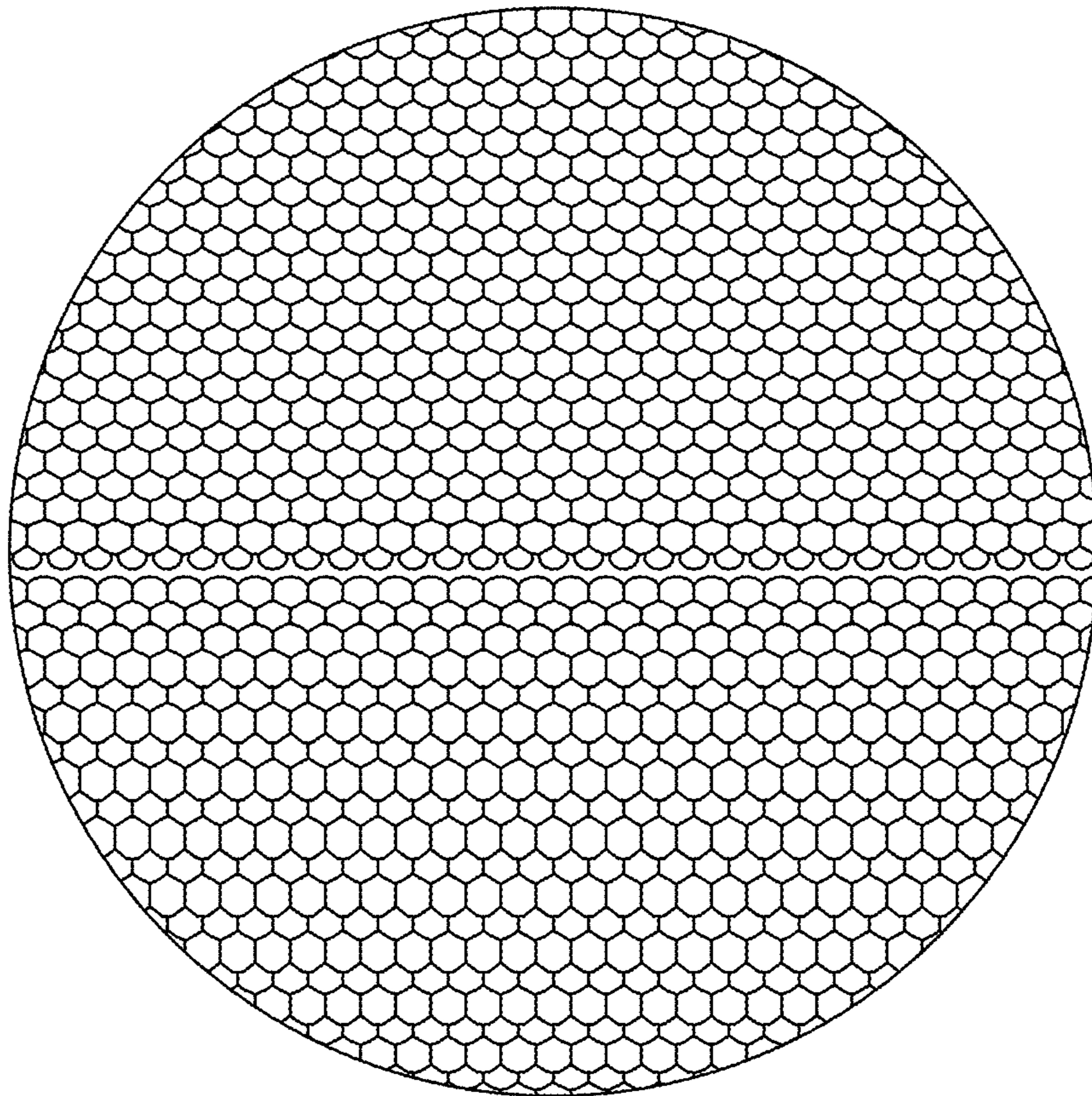


FIG. 6