



US00D715967S

(12) **United States Design Patent**
Kim

(10) **Patent No.:** **US D715,967 S**
(45) **Date of Patent:** **** Oct. 21, 2014**

(54) **PANEL FOR FIXING A FILLER**
(71) Applicant: **URITEC Co. Ltd**, Cheonan-Si (KR)
(72) Inventor: **Yongho Kim**, Seoul (KR)
(**) Term: **14 Years**

2,971,083	A *	2/1961	Phillips et al.	362/342
4,179,540	A *	12/1979	Smarook	428/71
D327,543	S *	6/1992	Gardner	D25/138
D411,314	S *	6/1999	Reed	D25/113
D457,970	S *	5/2002	Stepanchick	D25/113
D571,024	S *	6/2008	Lee	D25/199
D585,096	S *	1/2009	Lin	D21/485
D593,220	S *	5/2009	Reed	D25/153
8,398,332	B2 *	3/2013	Allen	404/70

(21) Appl. No.: **29/465,373**

* cited by examiner

(22) Filed: **Aug. 27, 2013**

Primary Examiner — Anhdao Doan

(30) **Foreign Application Priority Data**

(74) *Attorney, Agent, or Firm* — KORUS Patent, LLC;
Seong Il Jeong

May 2, 2013 (KR) 30-2013-0023233
May 23, 2013 (KR) 30-2013-0026698

(57) **CLAIM**

The ornamental design for a panel for fixing a filler, as shown and described.

(51) **LOC (10) Cl.** **25-01**

DESCRIPTION

(52) **U.S. Cl.**
USPC **D25/115**

(58) **Field of Classification Search**
USPC D25/113–118, 136, 138, 152–162, 164,
D25/199; 404/42, 43, 70; 52/181, 581;
47/33; D8/1
See application file for complete search history.

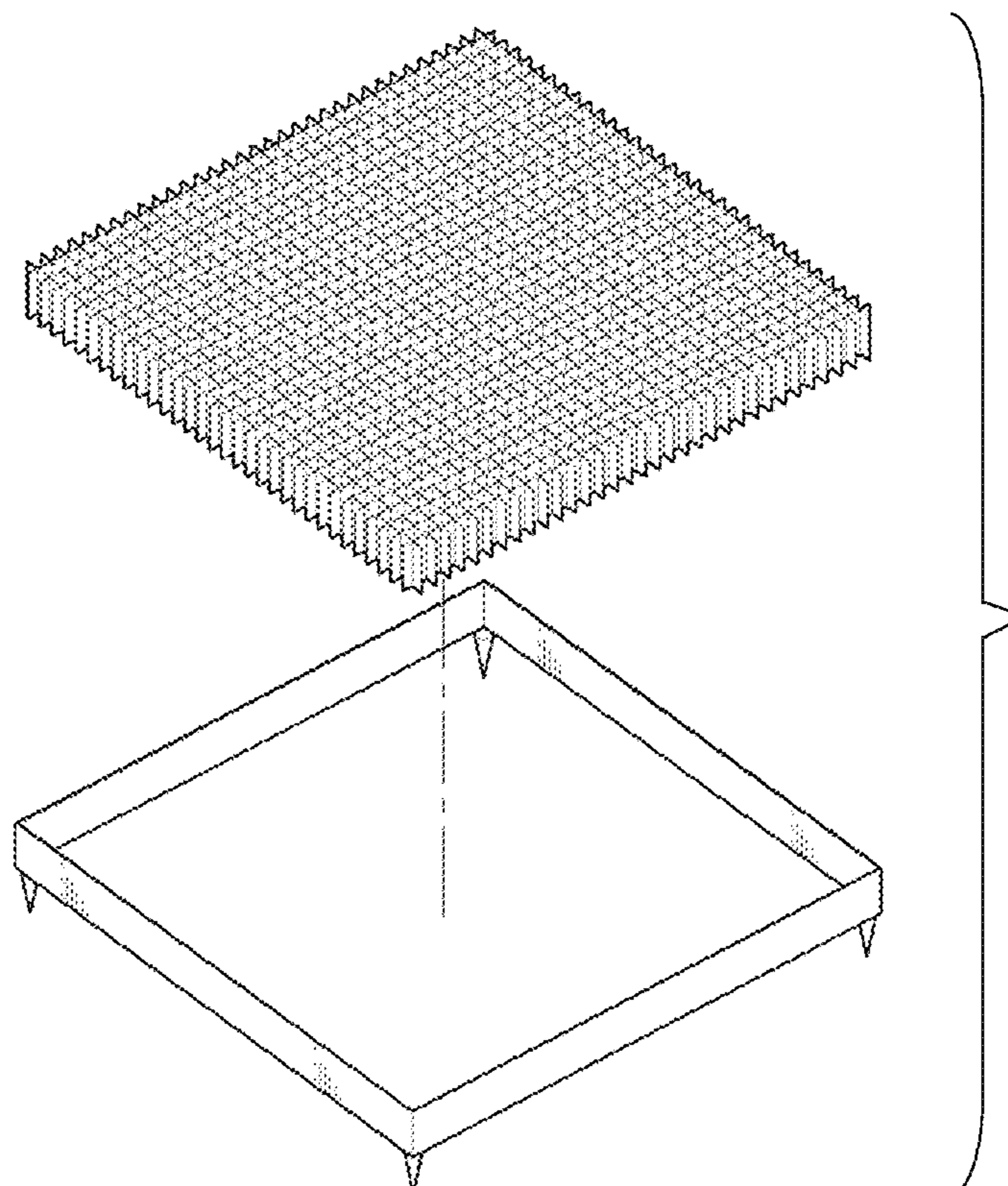
FIG. 1 is a top perspective view of a panel for fixing a filler showing my new design;
FIG. 2 is a bottom perspective view thereof;
FIG. 3 is a front elevational view thereof, the rear view being a mirror image;
FIG. 4 is a left side elevational view thereof, the right side being a mirror image;
FIG. 5 is a top plan view thereof;
FIG. 6 is a bottom plan view thereof; and,
FIG. 7 is an exploded view showing the association of elements.

(56) **References Cited**

U.S. PATENT DOCUMENTS

D94,281	S *	1/1935	Rocic	D25/156
2,854,104	A *	9/1958	Marcy, Jr. et al.	52/666
D187,291	S *	2/1960	Deaton	D25/156

1 Claim, 5 Drawing Sheets



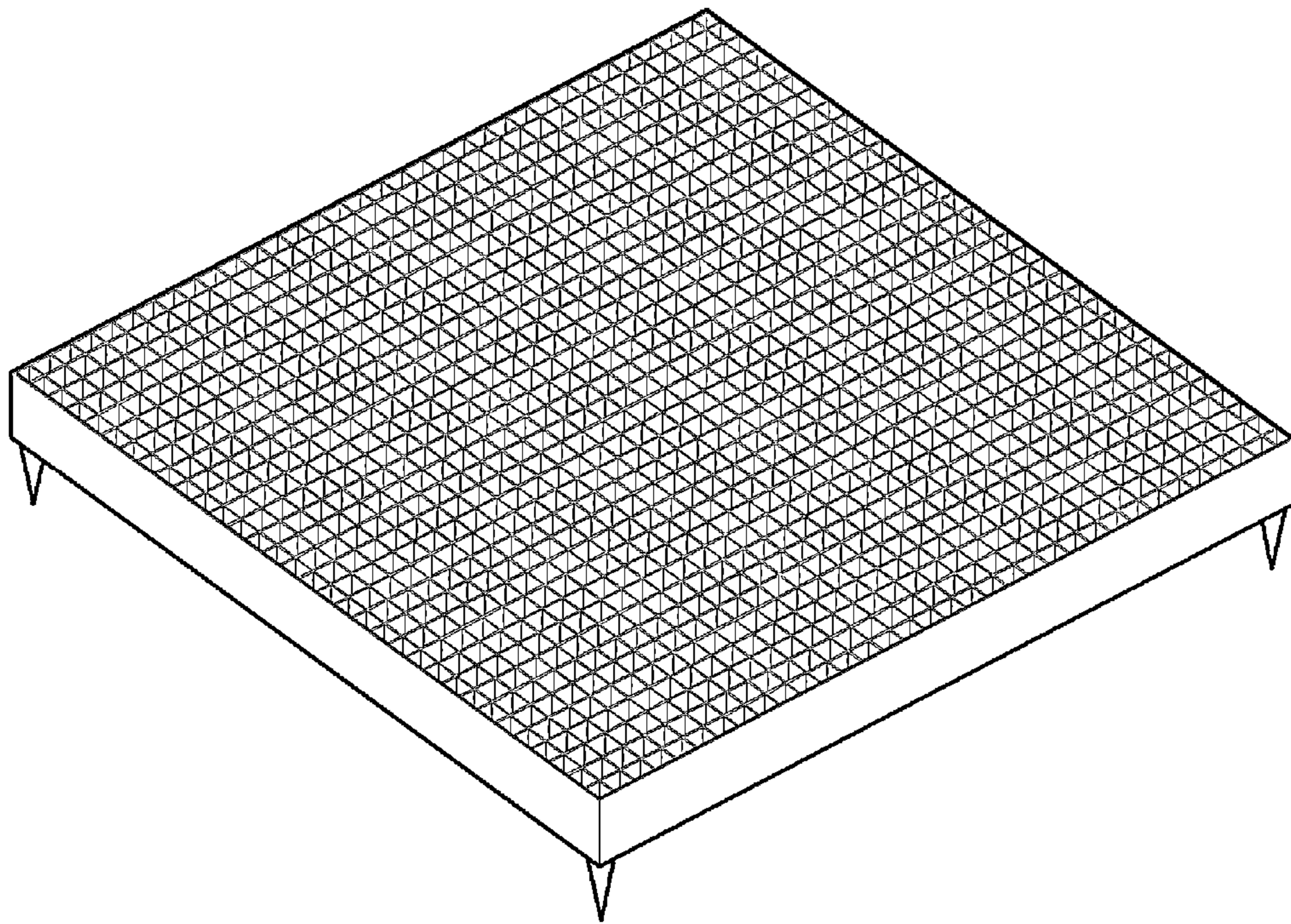


FIG. 1

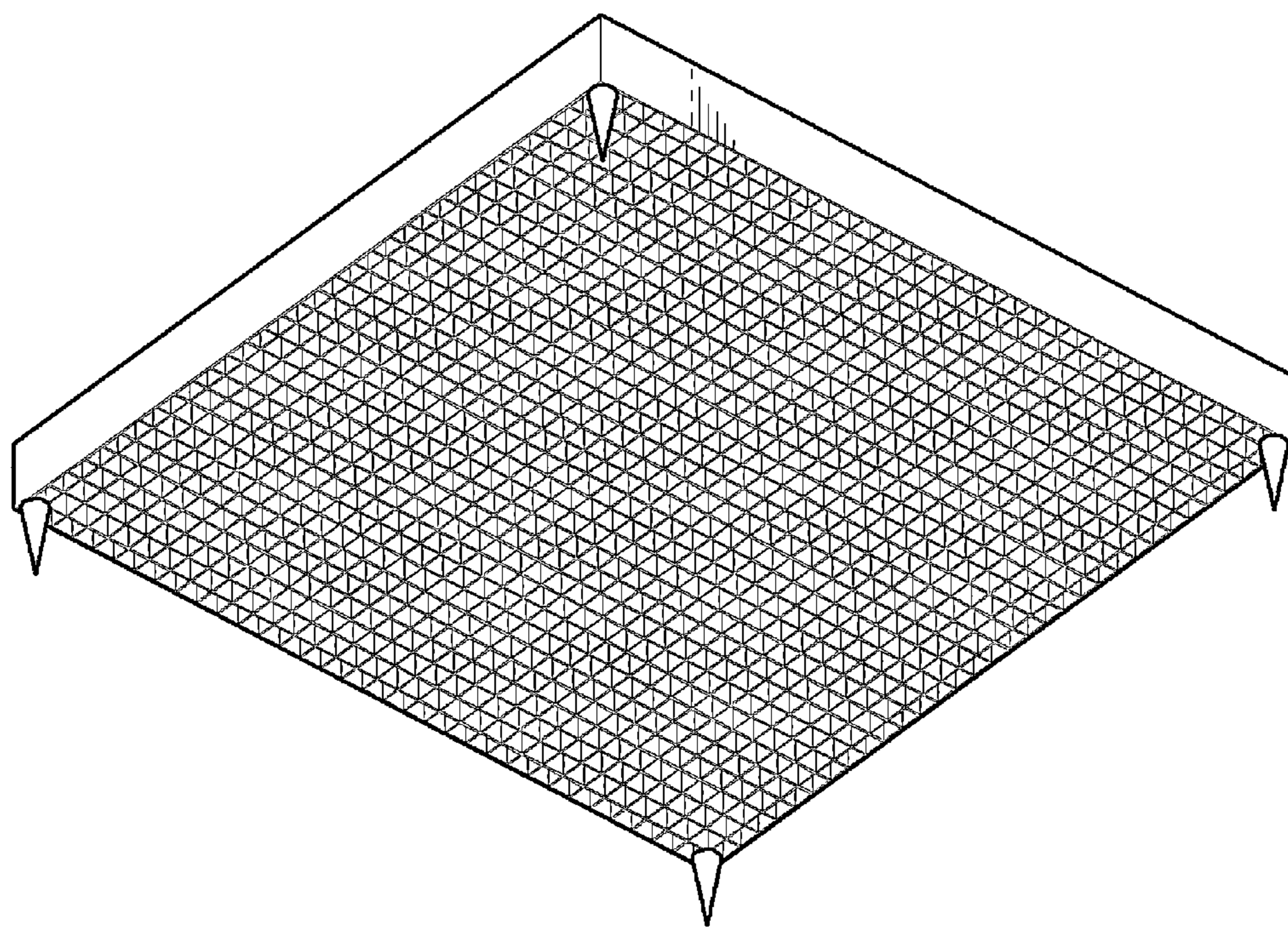


FIG. 2




FIG. 3




FIG. 4




FIG. 5




FIG. 6

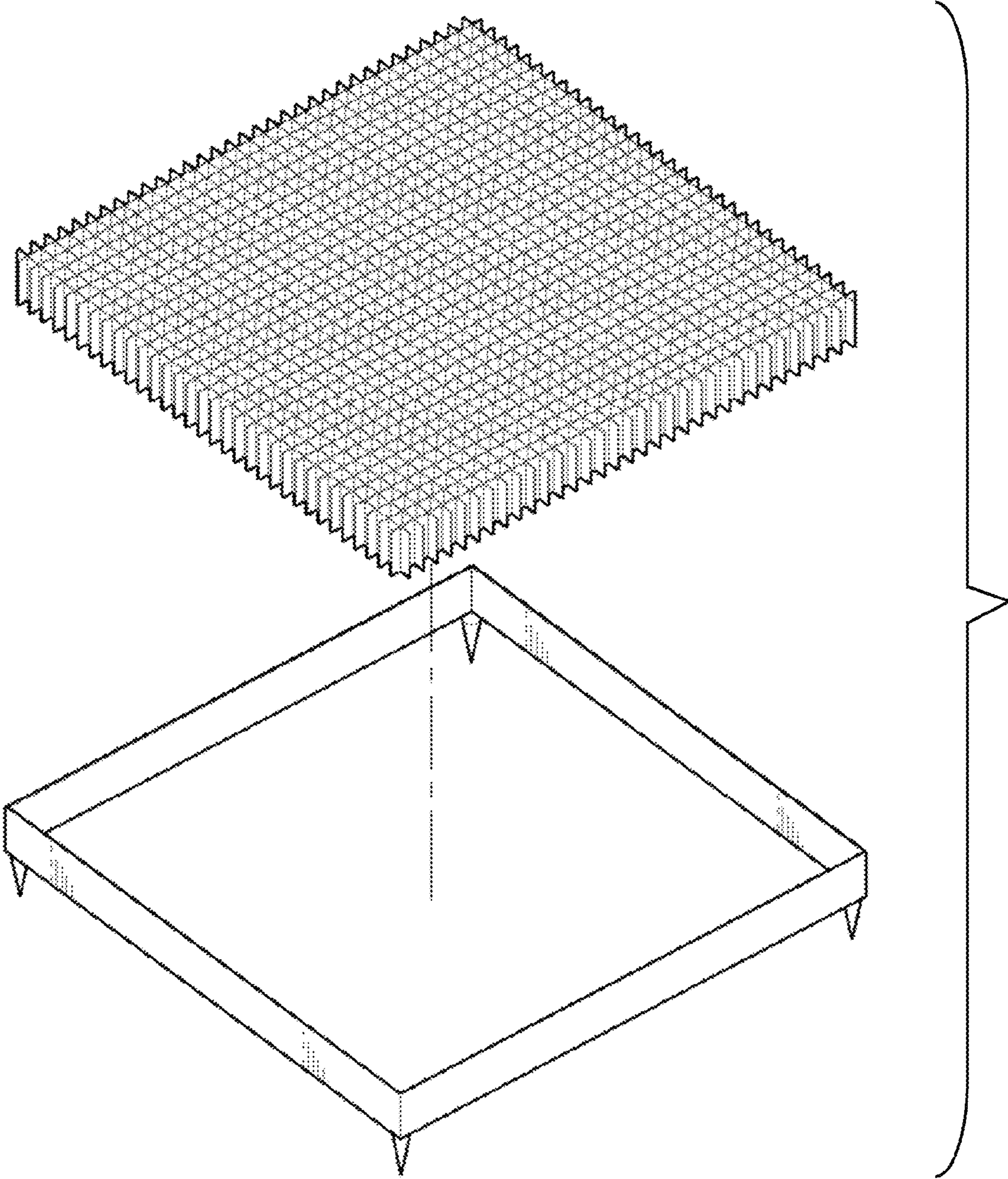


FIG. 7